



US00D387291S

United States Patent [19]
Oulevay

[11] **Patent Number: Des. 387,291**

[45] **Date of Patent: **Dec. 9, 1997**

[54] **WRISTWATCH**

[75] **Inventor: Thierry Oulevay, Vézenaz, Switzerland**

[73] **Assignee: Bovet Fleurier S.A., Fleurier, Switzerland**

[**] **Term: 14 Years**

[21] **Appl. No.: 58,799**

[22] **Filed: Aug. 23, 1996**

[30] **Foreign Application Priority Data**

Jul. 10, 1996 [WO] WIPO DMA/003381

[51] **LOC (6) Cl. 10-02**

[52] **U.S. Cl. D10/32; D10/39**

[58] **Field of Search D10/1-40, 122-132; 368/276-277, 280-282, 285; D11/3-4, 12, 14, 19-25; 63/1.1, 3, 5.1, 11**

[56] **References Cited**

U.S. PATENT DOCUMENTS

- D. 323,996 2/1992 Nakazawa D10/39
- D. 354,918 1/1995 Wunderman D10/32

- D. 355,374 2/1995 Schneider D10/32
- D. 357,421 4/1995 Tsukada D10/39
- D. 359,916 7/1995 Iida D10/32
- D. 363,029 10/1995 Magninat D10/39
- D. 370,181 5/1996 Krieger D10/32
- D. 374,626 10/1996 Catlin D10/32

Primary Examiner—Nelson C. Holtje
Attorney, Agent, or Firm—Sughrue, Mion, Zinn, Macpeak & Seas

[57] **CLAIM**

The ornamental design for a wristwatch, as shown and described.

DESCRIPTION

FIG. 1 is a perspective view of the top and one side of a wristwatch showing my new design;
FIG. 2 is a top plan view thereof;
FIG. 3 is a bottom plan view thereof;
FIG. 4 is a side elevational view of said one side thereof;
FIG. 5 is a side elevational view of an opposite side thereof;
FIG. 6 is an end elevational view of one end thereof; and,
FIG. 7 is an elevational view of an opposite end thereof.

1 Claim, 4 Drawing Sheets




FIG. 1




FIG. 2



FIG. 3



FIG. 4




FIG. 5




FIG. 6




FIG. 7

