



US00D387290S

United States Patent [19]

Hayashi et al.

[11] Patent Number: **Des. 387,290**

[45] Date of Patent: ****Dec. 9, 1997**

[54] **WATCHCASE WITH WATCHBAND**

[75] Inventors: **Yukiko Hayashi; Yoshinori Nakayama**, both of Chiba; **Tasuku Nakazawa**, Okaya, all of Japan

[73] Assignee: **Seiko Instruments Inc.**, Japan

[**] Term: **14 Years**

[21] Appl. No.: **47,461**

[22] Filed: **Dec. 5, 1995**

[51] **LOC (6) CL** **10-02**

[52] **U.S. Cl.** **D10/32; D10/30**

[58] **Field of Search** **D10/1-40, 122-132; 368/276-277, 280-282, 285; D11/3-4, 12, 14, 19-25; 63/1.1, 3, 5.1, 11**

[56] **References Cited**

U.S. PATENT DOCUMENTS

- D. 354,918 1/1995 Wunderman D10/32
- D. 357,421 4/1995 Tsukada D10/39

OTHER PUBLICATIONS

European Jeweler—Feb. 1979 p. 177—watches on left side of page.
Swiss Watch & Jewelry Journal—Feb. 1987—p. 435—watch at bottom—right.

Swiss Watch & Jewelry Journal—Feb. 1982—p. 300.

Primary Examiner—Nelson C. Holtje
Attorney, Agent, or Firm—Adams & Wilks


[57] **CLAIM**

The ornamental design for a watchcase with watchband, as shown and described.

DESCRIPTION

FIG. 1 is a front elevational view of a watchcase with watchband showing our new design;
 FIG. 2 is a rear elevational view thereof;
 FIG. 3 is a top plan view thereof;
 FIG. 4 is a bottom plan view thereof;
 FIG. 5 is a left side elevational view thereof;
 FIG. 6 is a right side elevational view thereof;
 FIG. 7 is a front left perspective view thereof with the watchband closed; and,
 FIG. 8 is a front left perspective view thereof with the watchband open.

1 Claim, 1 Drawing Sheet



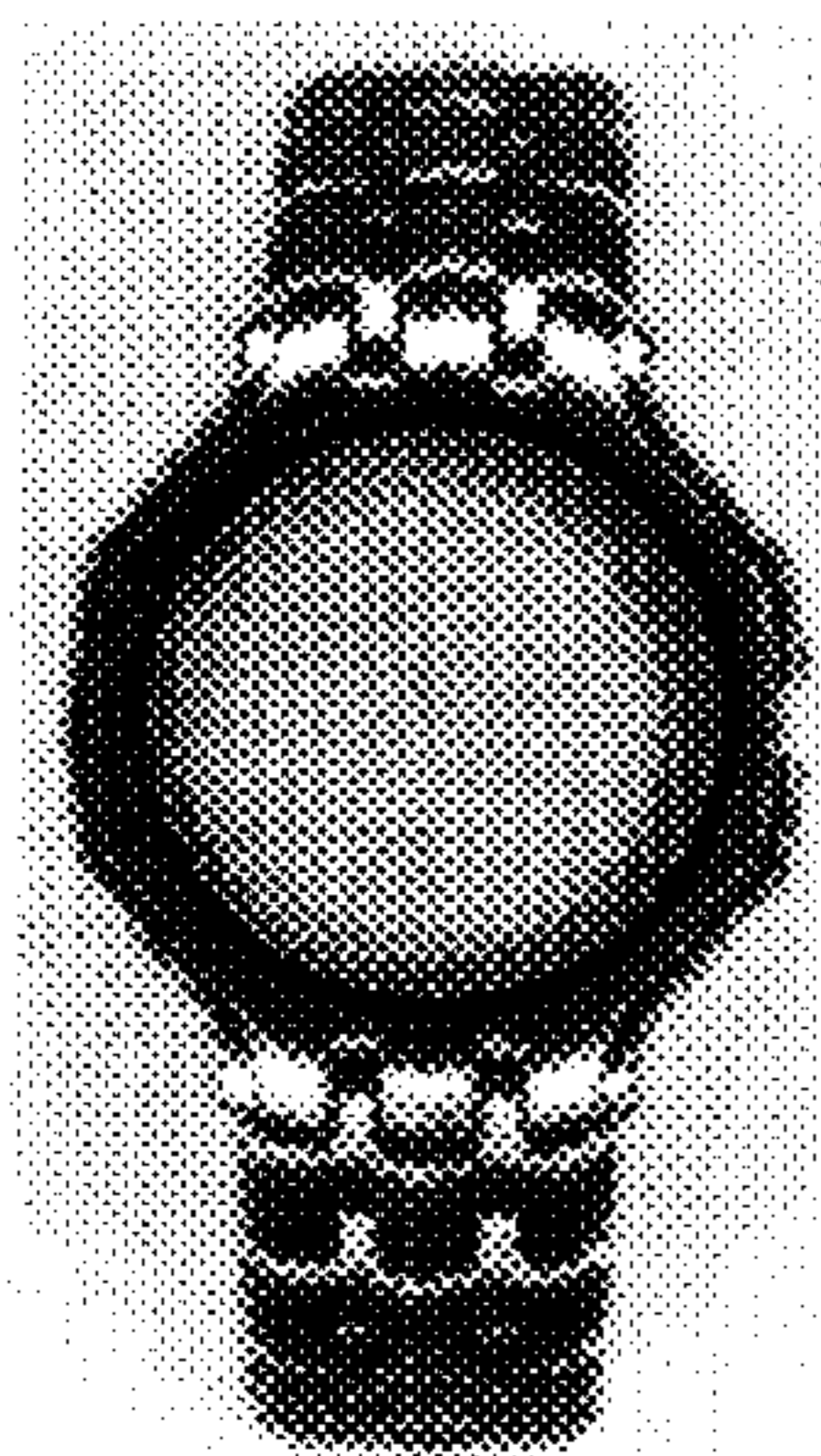


FIG. 1




FIG. 2




FIG. 3




FIG. 4




FIG. 5




FIG. 6




FIG. 7

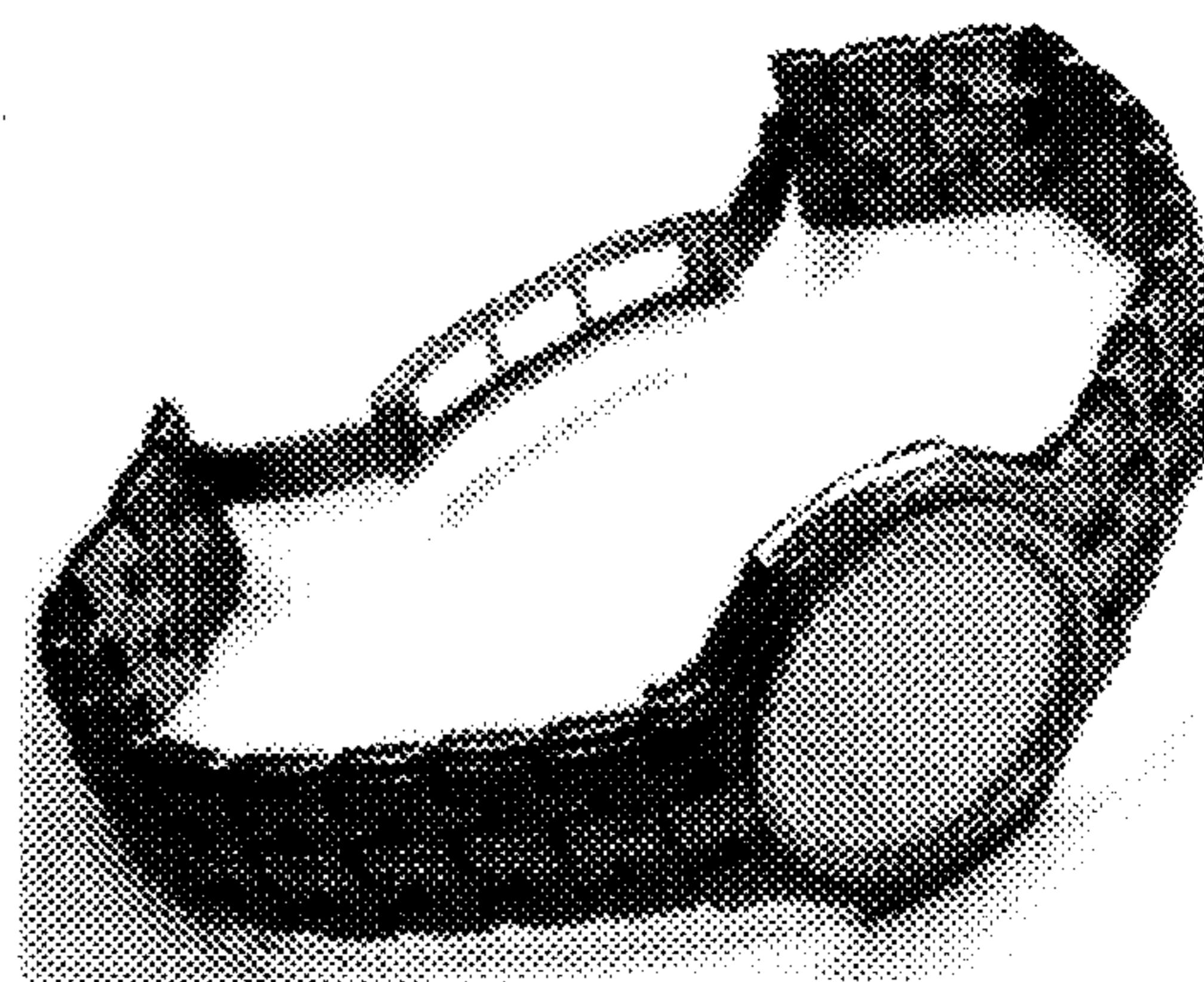


FIG. 8