



US00D387286S

United States Patent [19]

Wong

[11] Patent Number: Des. 387,286

[45] Date of Patent: **Dec. 9, 1997

[54] LCD ALARM CLOCK

[75] Inventor: **Shu Kwan Wong**, New Territories, Hong Kong

[73] Assignee: **Herald Electronics Limited**, New Territories, Hong Kong

[**] Term: **14 Years**

[21] Appl. No.: **60,484**

[22] Filed: **Sep. 30, 1996**

[51] LOC (6) Cl. **10-01**

[52] U.S. Cl. **D10/15; D10/18**

[58] Field of Search **D10/1-40, 122-132; 368/276-277, 285, 316-317, 239-242, 80-82**

[56] References Cited

U.S. PATENT DOCUMENTS

D. 337,950	8/1993	Davis	D10/15
D. 359,455	6/1995	Wong	D10/15
D. 364,355	11/1995	George	D10/18
D. 366,621	1/1996	George	D10/15
D. 375,689	11/1996	Wong	D10/15
D. 375,902	11/1996	Wong	D10/15

FOREIGN PATENT DOCUMENTS

027298	9/1993	WIPO	D10/18
--------	--------	------	-------	--------

Primary Examiner—Nelson C. Holtje

Attorney, Agent, or Firm—Beveride, DeGrandi, Weilacher & Young LLP

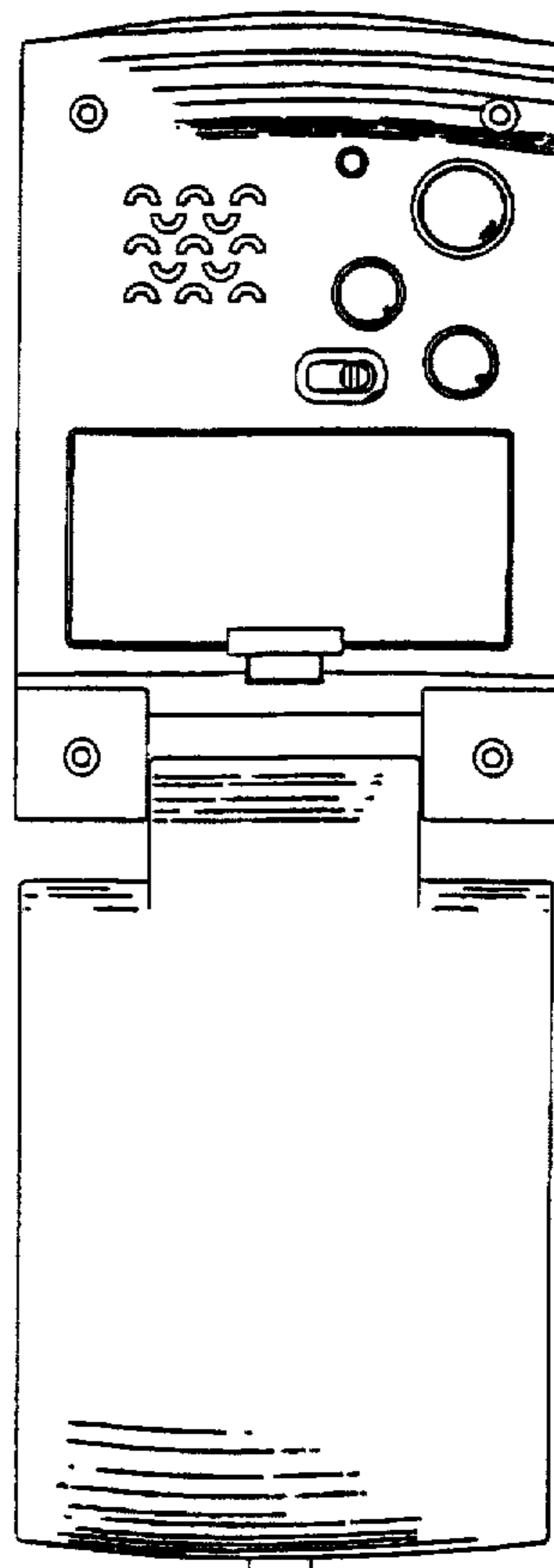
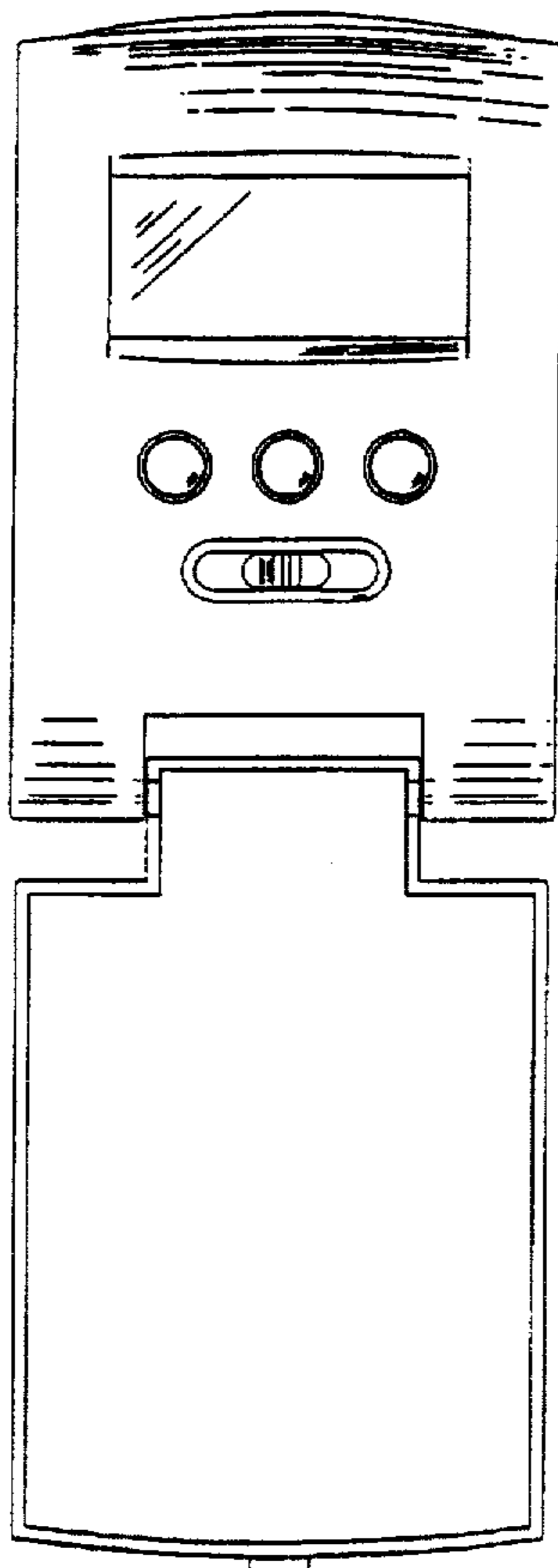
[57] CLAIM

The ornamental design for a LCD alarm clock, as shown and described.

DESCRIPTION

FIG. 1 is a front elevational view of a LCD alarm clock showing my new design;
 FIG. 2 is a back elevational view thereof;
 FIG. 3 is a left side elevational view thereof;
 FIG. 4 is a right side elevational view thereof;
 FIG. 5 is a top elevational view thereof;
 FIG. 6 is a bottom elevational view thereof;
 FIG. 7 is a front elevational view thereof, with lid being in a covered position;
 FIG. 8 is a back elevational view thereof, with lid being in a covered position;
 FIG. 9 is a left side elevational view thereof, with lid being in a covered position;
 FIG. 10 is a right side elevational view thereof, with lid being in a covered position;
 FIG. 11 is a top elevational view thereof, with lid being in a covered position; and,
 FIG. 12 is a bottom elevational view thereof, with lid being in a covered position.

1 Claim, 12 Drawing Sheets



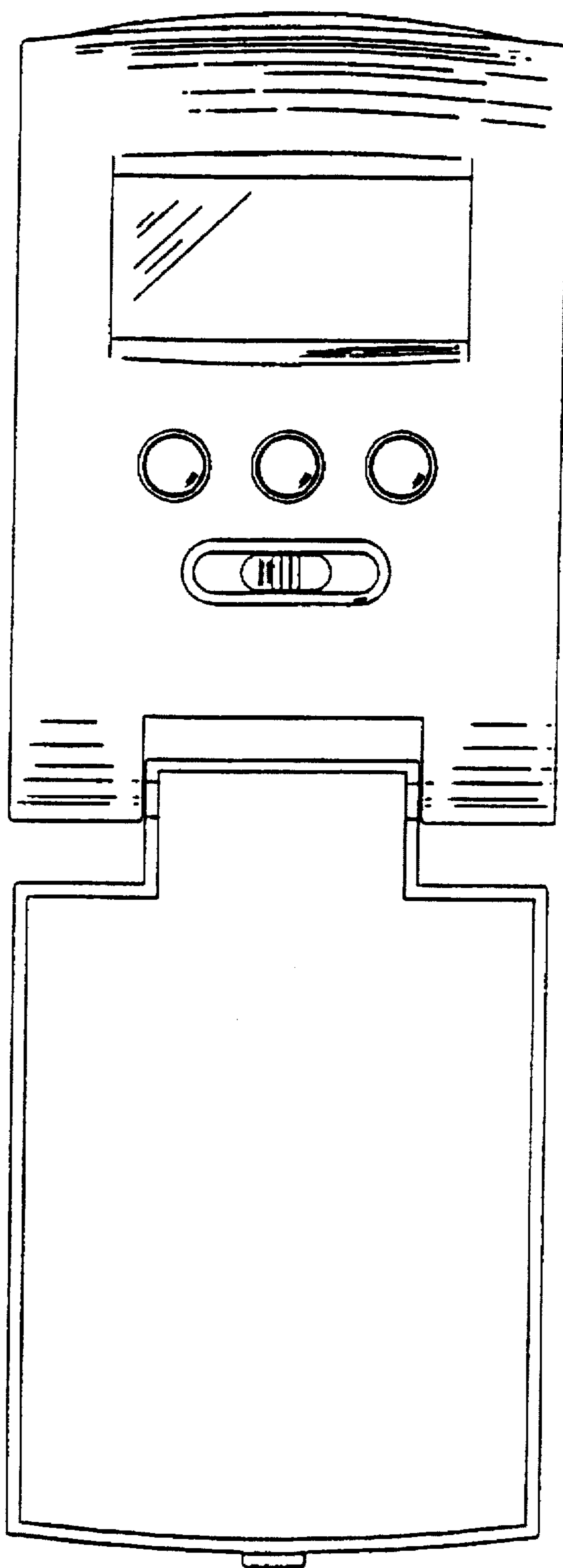


FIG. 1




FIG. 2

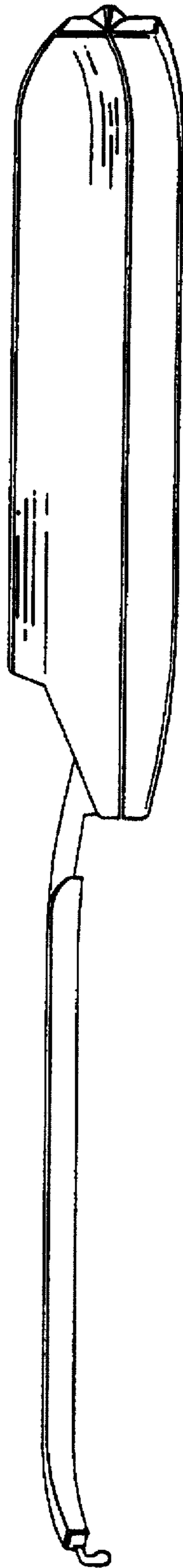


FIG. 3

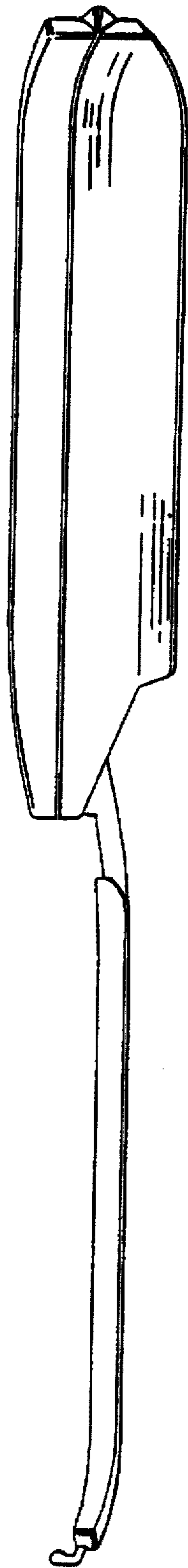


FIG. 4




FIG. 5

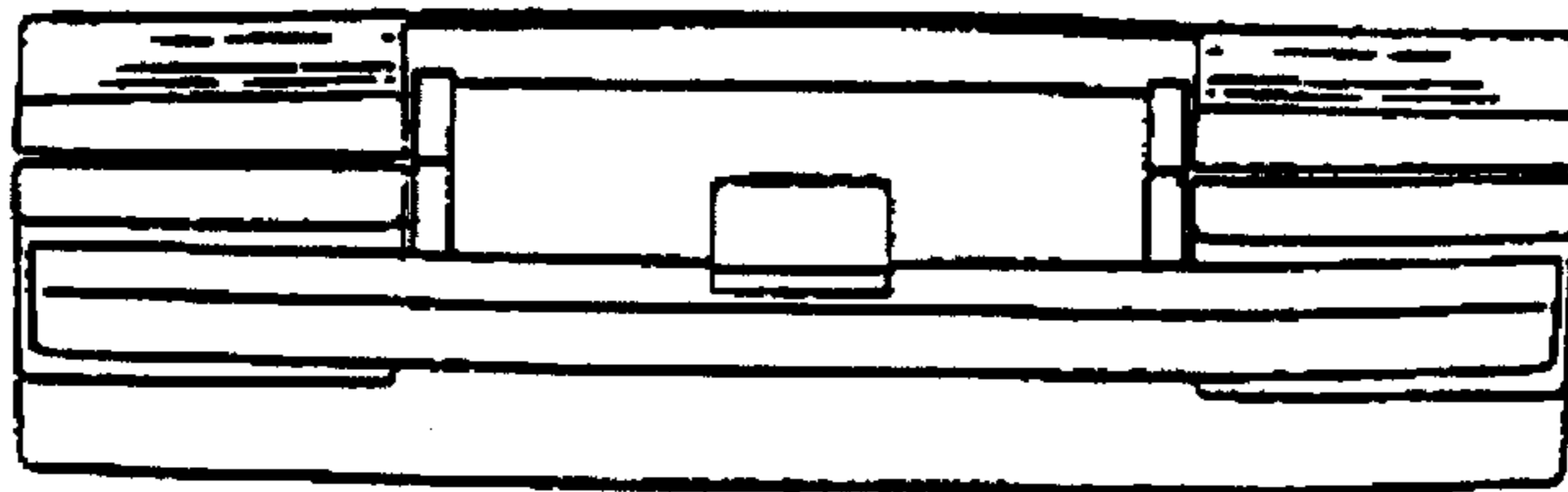


FIG. 6




FIG. 7

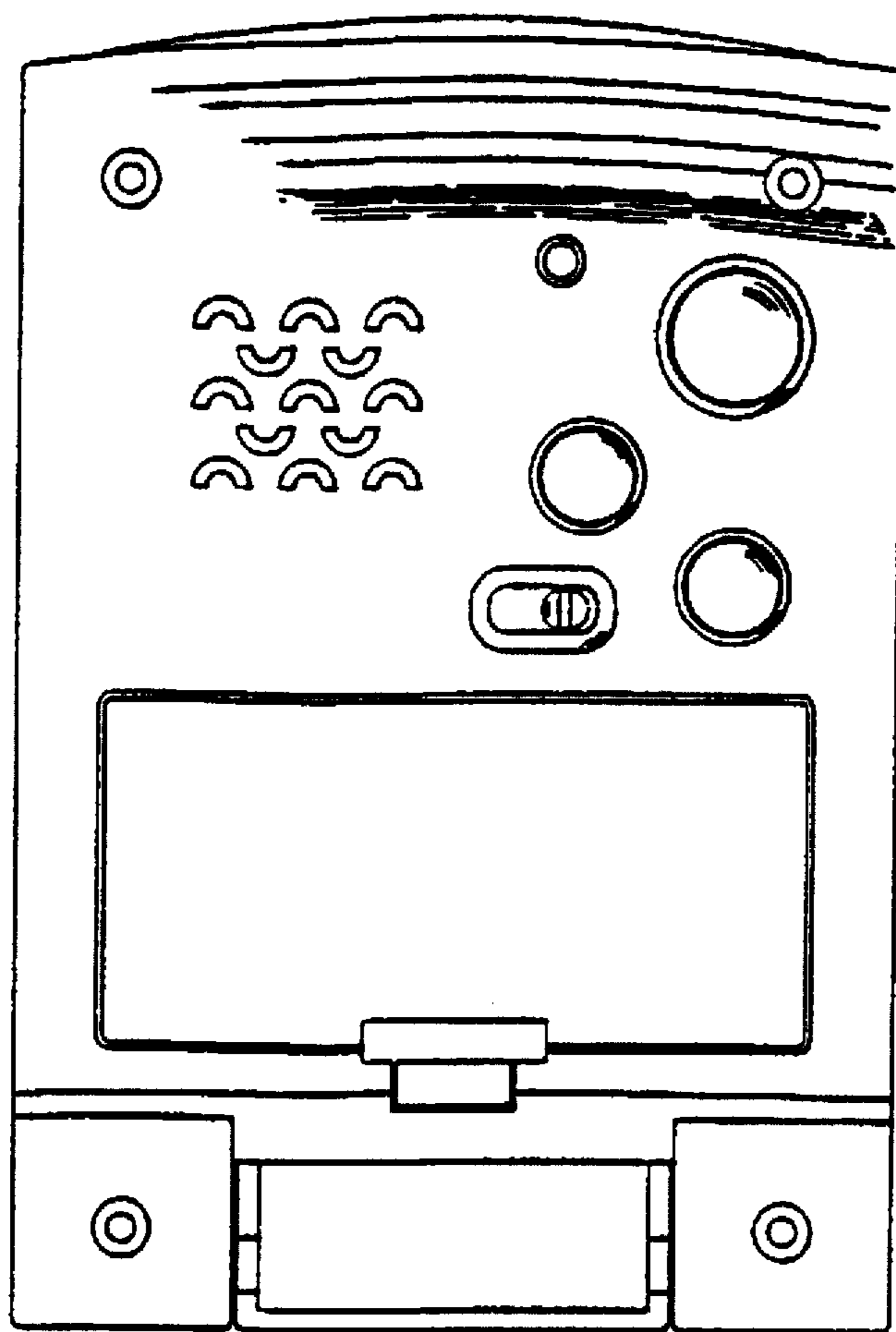


FIG. 8




FIG. 9




FIG. 10




FIG. 11




FIG. 12