



US00D387275S

United States Patent [19]

Hamilton et al.

[11] Patent Number: **Des. 387,275**

[45] Date of Patent: ****Dec. 9, 1997**

[54] **PACKAGE**

[75] Inventors: **Jonathan Christopher Hamilton**,
Tariffville; **Paul K. Metaxatos**,
Collinsville; **David William**
Schweitzer, West Hartford, all of Conn.

[73] Assignee: **American Saw & Mfg. Company**, East
Longmeadow, Mass.

[**] Term: **14 Years**

[21] Appl. No.: **58,625**

[22] Filed: **Aug. 13, 1996**

[51] LOC (6) Cl. **09-07**

[52] U.S. Cl. **D9/423**

[58] Field of Search D9/420-425, 414,
D9/337, 432; 206/775-778, 541, 461-471;
220/524, 253, 337, 339, 351, 355, 23.8

[56] **References Cited**

U.S. PATENT DOCUMENTS

- D. 292,776 11/1987 Cugley D9/415
- D. 310,462 9/1990 Schoen D9/415 X

- D. 353,092 12/1994 Green D9/415
- D. 365,984 1/1996 Hofmann D9/415
- 5,209,354 5/1993 Thornhill et al. 206/461 X
- 5,377,855 1/1995 Cook, Jr. et al. 220/4.23
- 5,405,005 4/1995 White 220/4.23 X
- 5,441,150 8/1995 Ma 220/339 X

Primary Examiner—Prabhakar G. Deshmukh
Attorney, Agent, or Firm—Howrey & Simon; Celine T.
Callahan

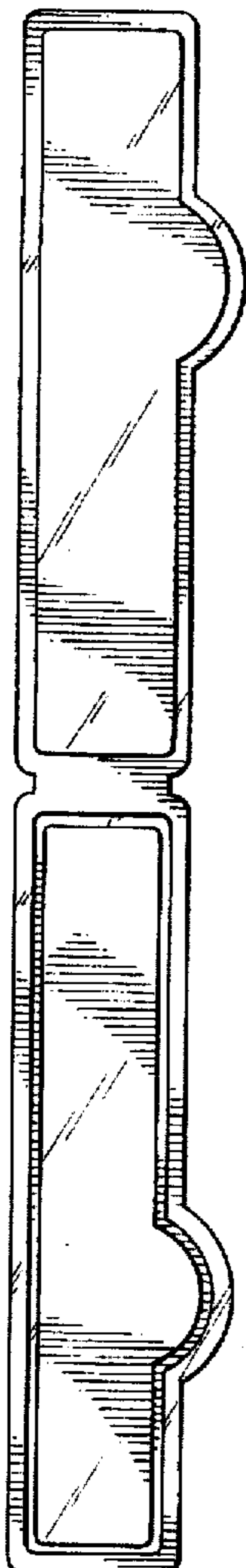
[57] **CLAIM**

The ornamental design for a package, as shown and described.

DESCRIPTION

FIG. 1 is a top plan view of a package showing our new design;
 FIG. 2 is a bottom plan view thereof;
 FIG. 3 is a left side elevational view thereof;
 FIG. 4 is a right side elevational view thereof;
 FIG. 5 is a front elevational view thereof; shown in a closed position; and,
 FIG. 6 is a rear elevational view thereof; shown in closed position.

1 Claim, 2 Drawing Sheets



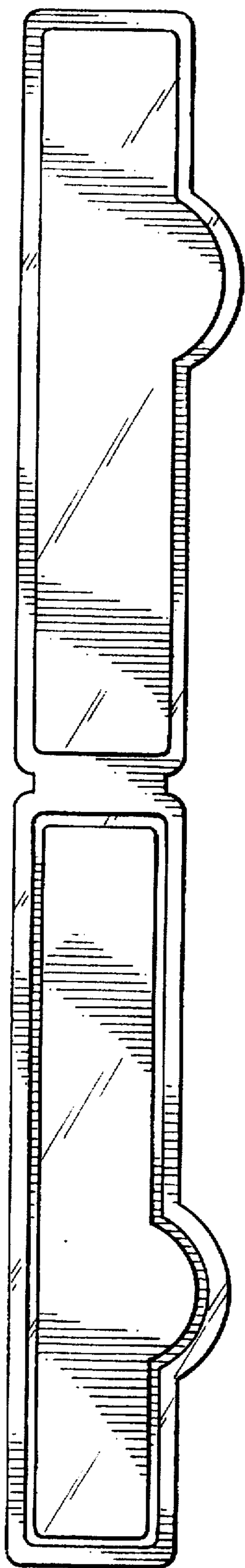


FIG. 1

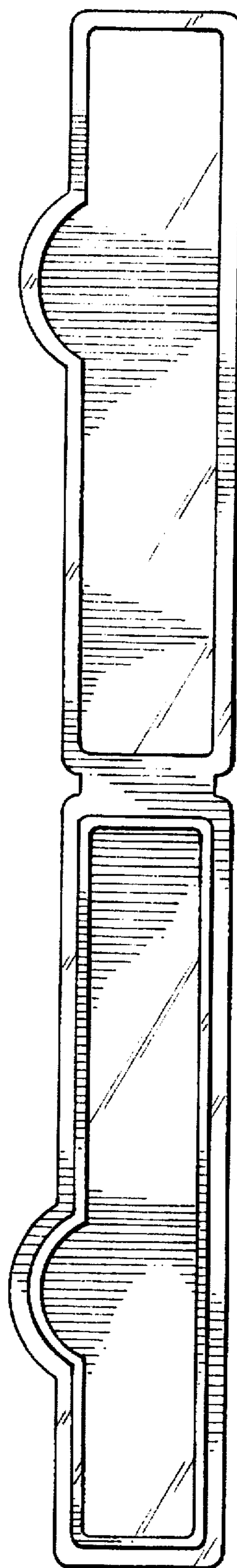


FIG. 2

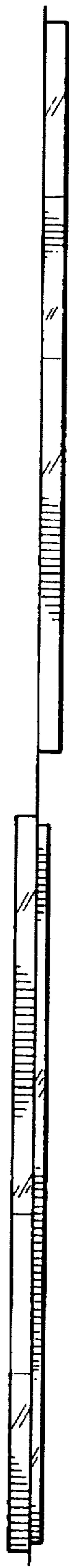


FIG. 3



FIG. 4



FIG. 5



FIG. 6