



US00D387265S

United States Patent [19]
Mattson et al.

[11] **Patent Number:** **Des. 387,265**
[45] **Date of Patent:** ****Dec. 9, 1997**

[54] **PULL**
[75] **Inventors:** **Deborah Mattson**, Plainwell; **Doyle Watt**, Grand Rapids, both of Mich.; **Emil Bocade**, Savannah, Ga.; **Carl Willis Hendrick**, High Point, N.C.
[73] **Assignee:** **Keeler Brass Company**, Grand Rapids, Mich.
[**] **Term:** **14 Years**
[21] **Appl. No.:** **47,101**
[22] **Filed:** **Nov. 22, 1995**

Related U.S. Application Data

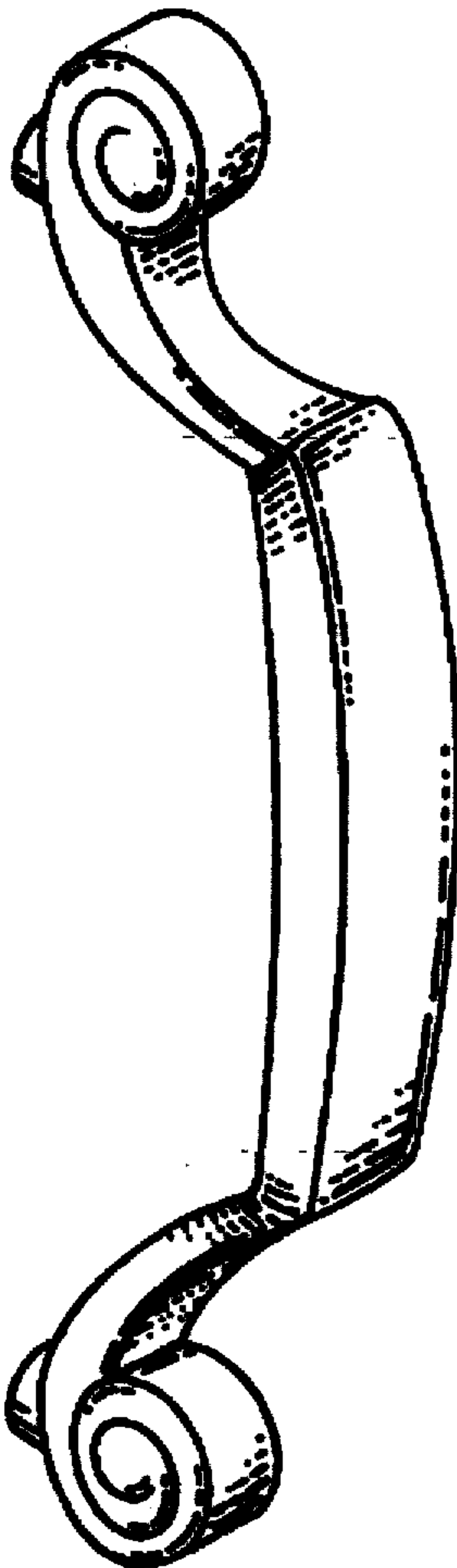
[62] Division of Ser. No. 20,497, Mar. 28, 1994, Pat. No. Des. 368,420.
[51] **LOC (6) Cl.** **08-06**
[52] **U.S. Cl.** **D8/316**
[58] **Field of Search** D8/300, 302, 315-320; 16/110 R, 111 R, 114 R; D6/510

[56] **References Cited**
PUBLICATIONS
Amerock Cabinetware Catalog 100, 1964, Handle #23, p. 19.
Primary Examiner—James Gandy
Assistant Examiner—Linda Brooks
Attorney, Agent, or Firm—Rader Fishman & Grauer PLLC

[57] **CLAIM**
The ornamental design for a pull, as shown and described.

DESCRIPTION
FIG. 1 is a front-left perspective view of the pull of the present invention;
FIG. 2 is a left side elevational view of the pull of FIG. 1, the right side elevational view being a mirror image;
FIG. 3 is a front elevational view of the pull of FIG. 1; and, FIG. 4 is a cross sectional view taken substantially through lines 4—4 of FIG. 3.

1 Claim, 1 Drawing Sheet






FIG. 1



FIG. 2

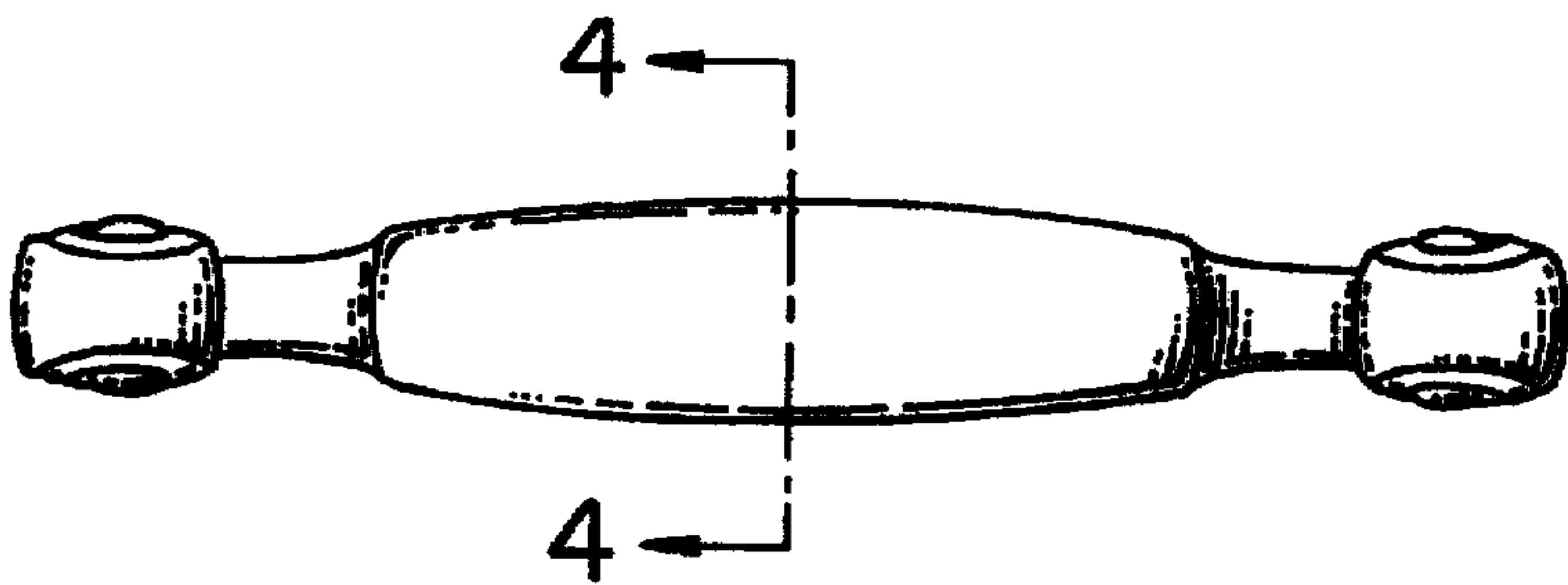


FIG. 3



FIG. 4