



US00D387264S

United States Patent [19]
Snow

[11] **Patent Number: Des. 387,264**

[45] **Date of Patent: **Dec. 9, 1997**

[54] **COMBINATION TOOL**

D. 281,216 11/1985 Cutliff, Jr. et al. D8/55 X
322,914 7/1885 Cutter 7/165

[76] **Inventor: Richard Snow, P.O. Box 2162,
Jonesboro, Ark. 72402**

*Primary Examiner—Martie Thompson
Attorney, Agent, or Firm—Harold H. Dutton, Jr.*

[**] **Term: 14 Years**

[57] **CLAIM**

[21] **Appl. No.: 55,040**

The ornamental design for a combination tool, as shown,
and described.

[22] **Filed: May 28, 1996**

DESCRIPTION

[51] **LOC (6) Cl. 08-04**

[52] **U.S. Cl. D8/105; D8/82**

[58] **Field of Search D8/82, 83, 86,
D8/87, 105, 106, 107, DIG. 7; 7/165, 158,
168**

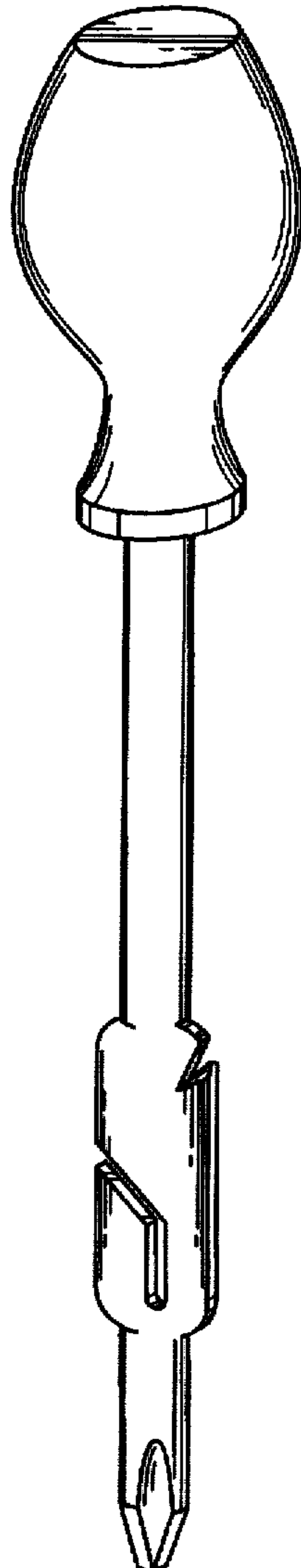
FIG. 1 is a perspective view of a combination tool showing
my new design;
FIG. 2 is a front view thereof;
The rear view of a mirror image thereof;
FIG. 3 is a left side view thereof;
FIG. 4 is a right side view thereof;
FIG. 5 is a top view thereof; and,
FIG. 6 is a bottom view thereof.

[56] **References Cited**

U.S. PATENT DOCUMENTS

D. 136,804 12/1943 Rea D8/87
D. 261,981 11/1981 Fee et al. D8/82

1 Claim, 3 Drawing Sheets



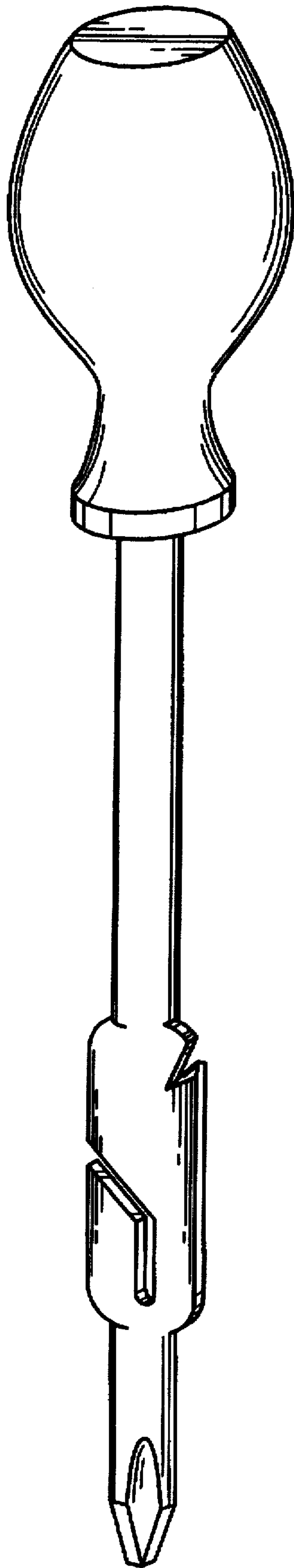


FIG. 1

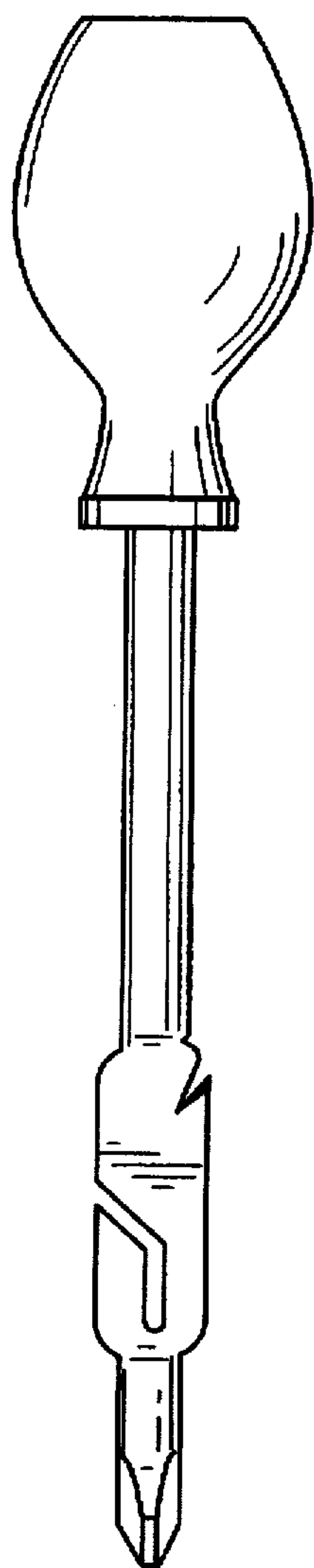


FIG. 2

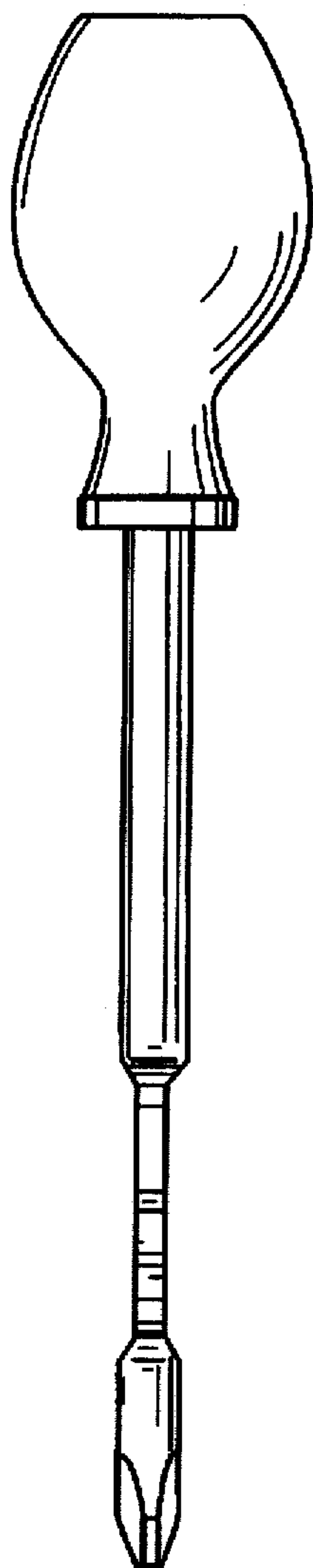


FIG. 3

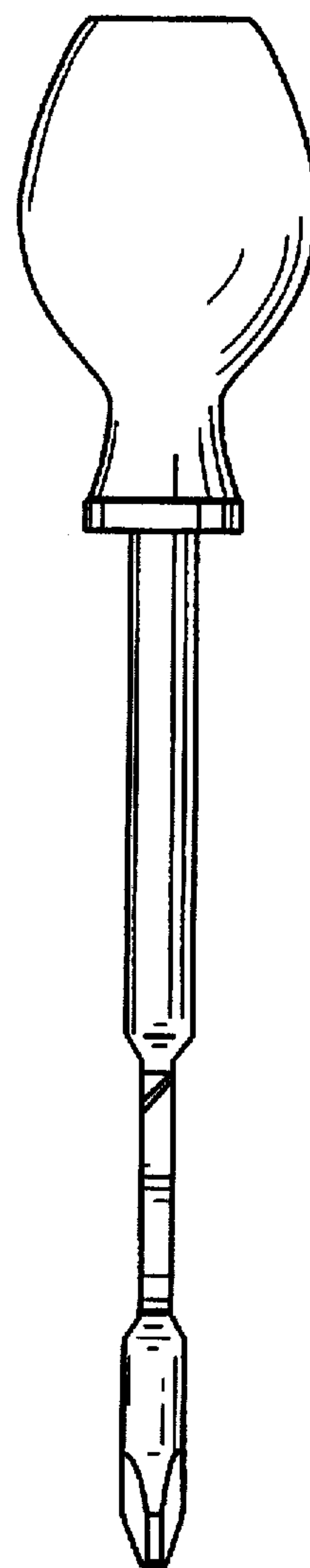


FIG. 4

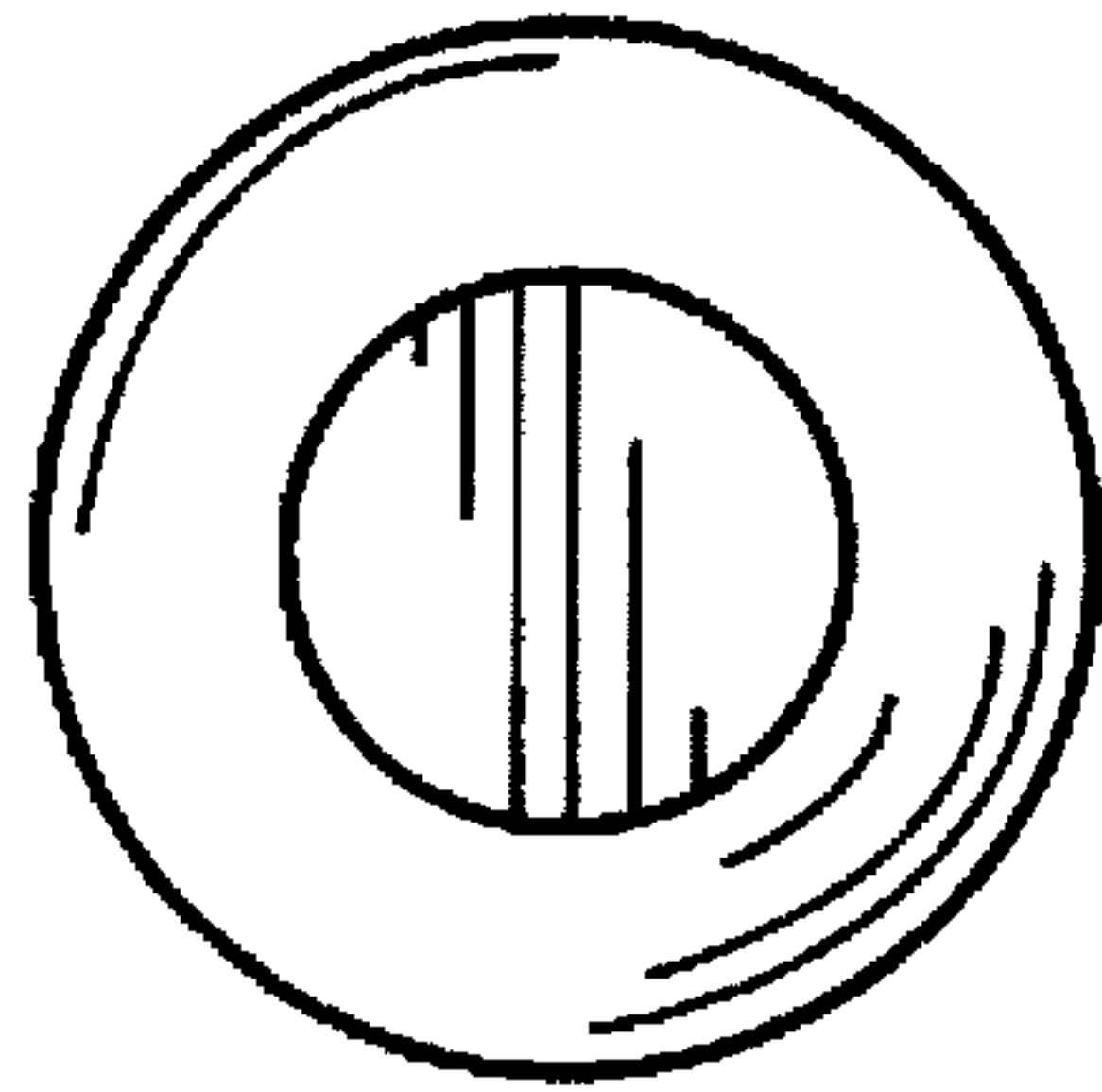


FIG. 5




FIG. 6