



US00D387257S

**United States Patent** [19]  
**Litton**

[11] **Patent Number:** **Des. 387,257**  
[45] **Date of Patent:** **\*\*Dec. 9, 1997**

[54] **SCISSOR**  
[75] **Inventor:** **Garfield Litton, Glenrock, N.J.**  
[73] **Assignee:** **Revlon Consumer Products Corporation, NY, N.Y.**  
[\*\*] **Term:** **14 Years**  
[21] **Appl. No.:** **59,708**  
[22] **Filed:** **Aug. 27, 1996**  
[51] **LOC (6) Cl.** ..... **08-03**  
[52] **U.S. Cl.** ..... **D8/57**  
[58] **Field of Search** ..... **D8/51, 52, 57, D8/58; 30/173, 194, 231, 232, 233; 7/131, 158**

D. 307,233 4/1990 Chapin ..... D8/57  
D. 319,942 9/1991 Schubert ..... D8/57  
D. 321,818 11/1991 Hasegawa ..... D8/57

*Primary Examiner*—Martie Thompson  
*Attorney, Agent, or Firm*—Julie Blackburn

[57] **CLAIM**

The ornamental design for a scissor, as shown and described.

**DESCRIPTION**

FIG. 1 is a perspective view of the scissor;  
FIG. 2 is a front elevational view of the scissor;  
FIG. 3 is a right side elevational view of the scissor;  
FIG. 4 is a bottom plan view of the scissor;  
FIG. 5 is a top plan view of the scissor; and,  
FIG. 6 is a rear elevational view of the scissor.

[56] **References Cited**

**U.S. PATENT DOCUMENTS**

D. 254,090 1/1980 Perry ..... D8/57 X

**1 Claim, 2 Drawing Sheets**

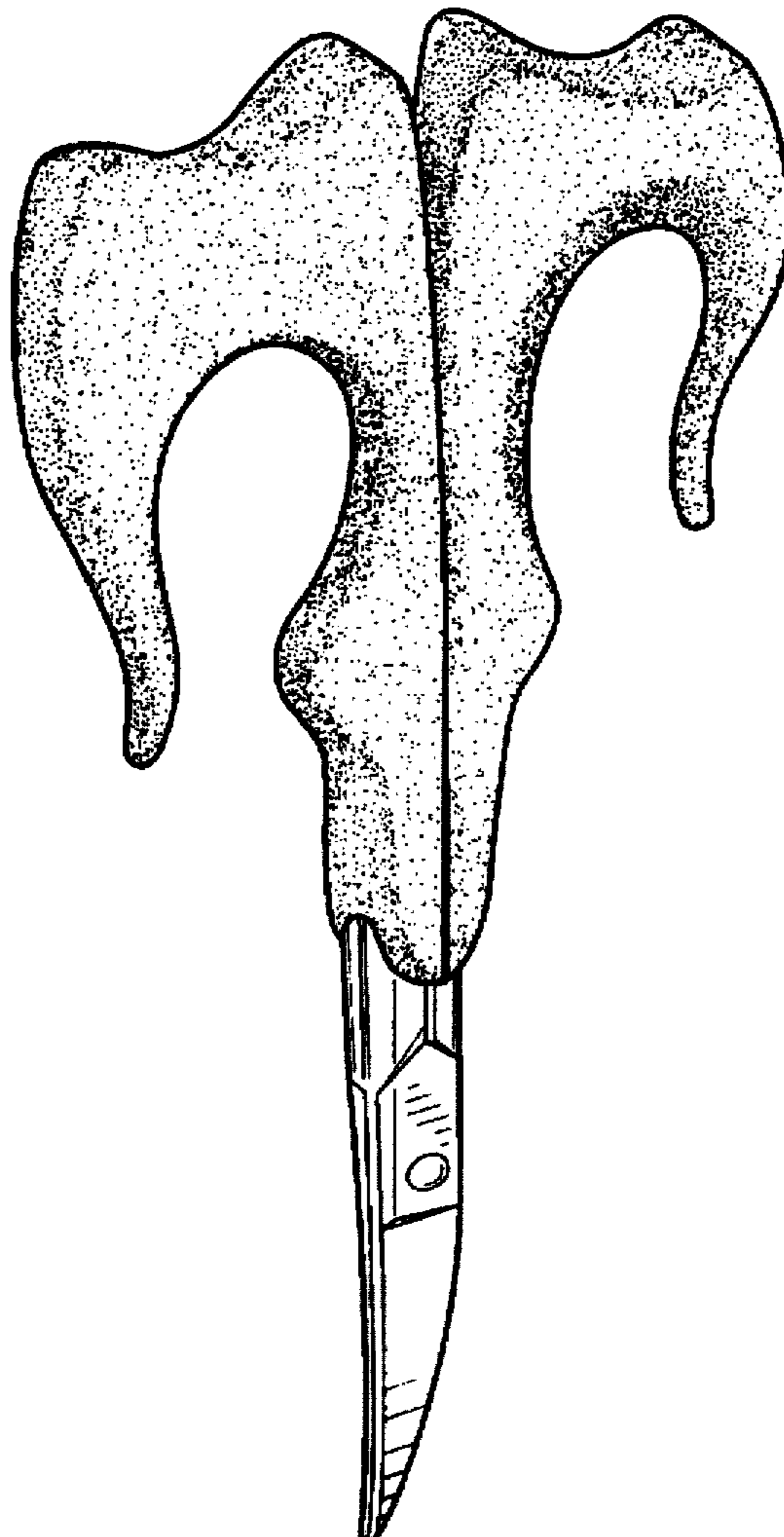


FIG. 1

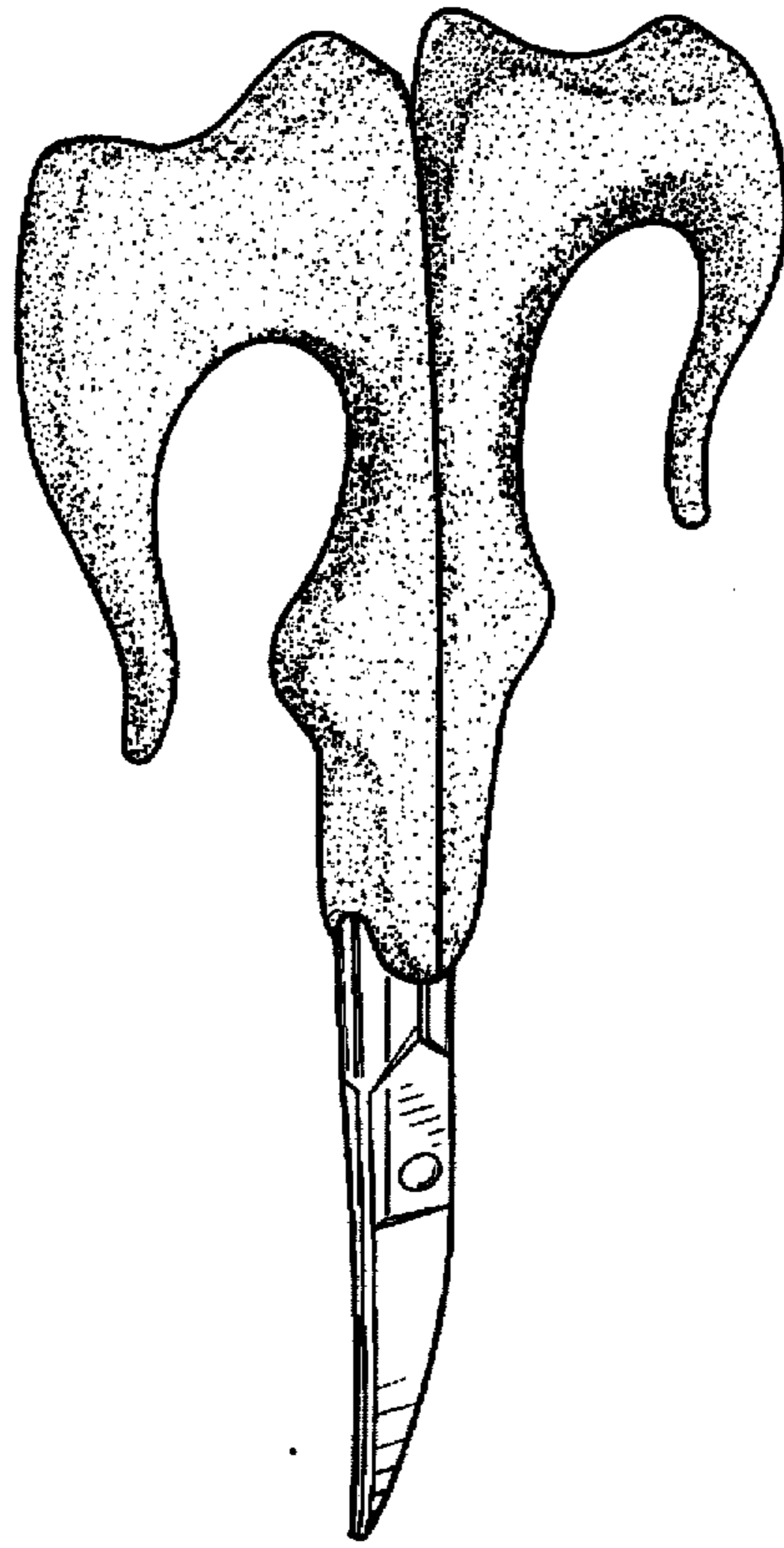


FIG. 2

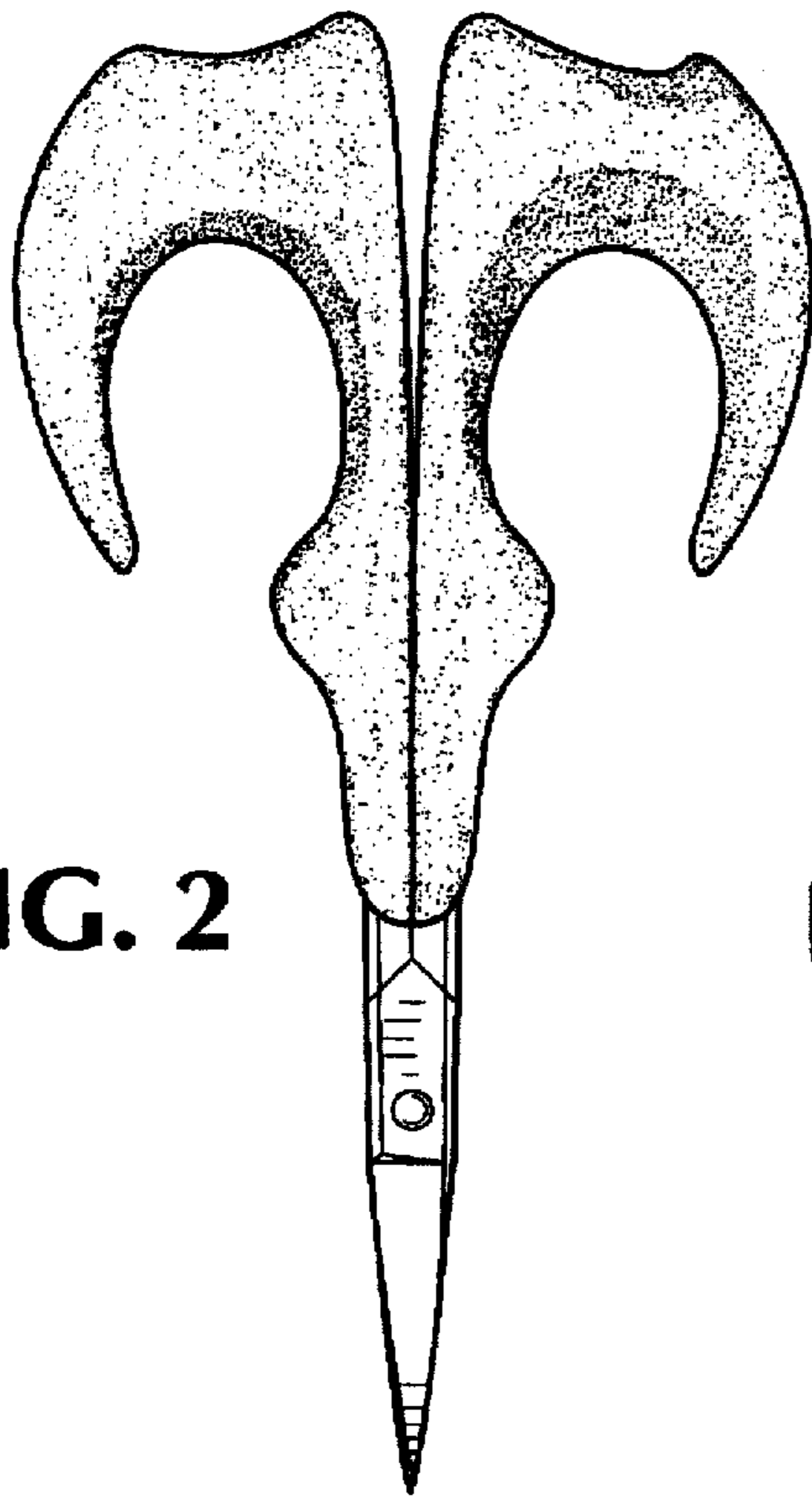




FIG. 3



**FIG. 4**



**FIG. 5**



**FIG. 6**

