



US00D387256S

# United States Patent [19]

Ashby

[11] Patent Number: **Des. 387,256**

[45] Date of Patent: **\*\*Dec. 9, 1997**

[54] **SOCKET DRIVER WITH SOCKET**

[75] Inventor: **William C. Ashby, Draper, Utah**

[73] Assignee: **Ventures Unlimited, Inc., Applegate, Oreg.**

[\*\*] Term: **14 Years**

[21] Appl. No.: **34,612**

[22] Filed: **Feb. 8, 1995**

[51] LOC (6) Cl. .... **08-05**

[52] U.S. Cl. .... **D8/25; D8/29**

[58] **Field of Search** ..... **D8/21-29; 81/60-63, 81/63.1, 63.2, 58.3, 177.1, 177.5, 177.7, 177.8, 177.85, 121.1**

[56] **References Cited**

**U.S. PATENT DOCUMENTS**

D. 199,149	9/1964	Greenlee	.....	D8/25
D. 319,760	9/1991	Justice	.....	D8/25
847,601	3/1907	Pickop	.....	81/177.7 X
1,380,643	6/1921	Eagle	.....	81/177.7
1,416,461	5/1922	Hanke	.....	81/177.5 X

2,294,510	9/1942	Nakano	.....	81/177.7 X
5,199,335	4/1993	Arnold et al.	.....	81/177.7 X
5,224,401	7/1993	Cesari et al.	.....	81/426.5 X

*Primary Examiner*—B. J. Bullock  
*Assistant Examiner*—Richelle Shelton  
*Attorney, Agent, or Firm*—Meschkow & Gresham, P.L.C.

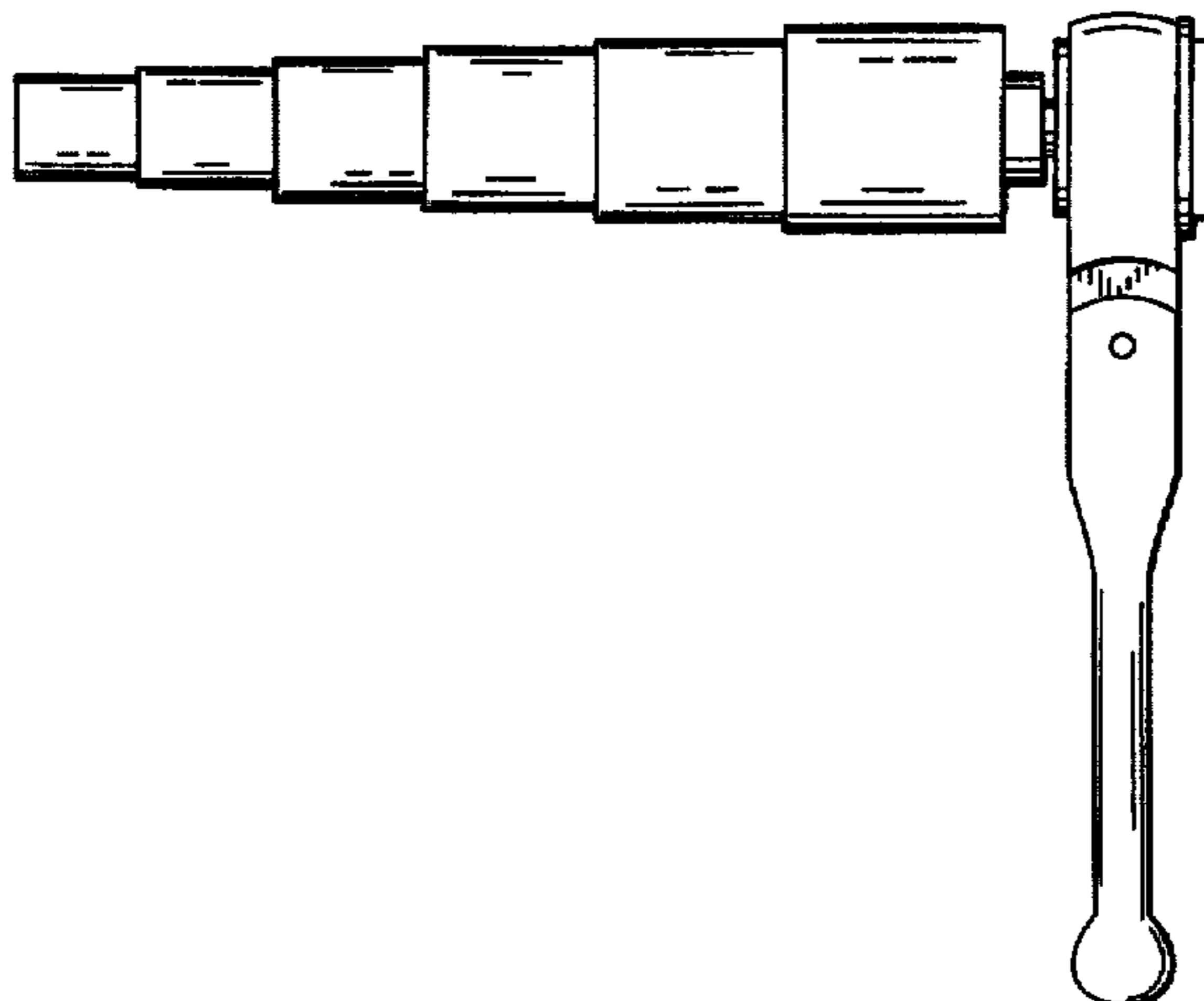
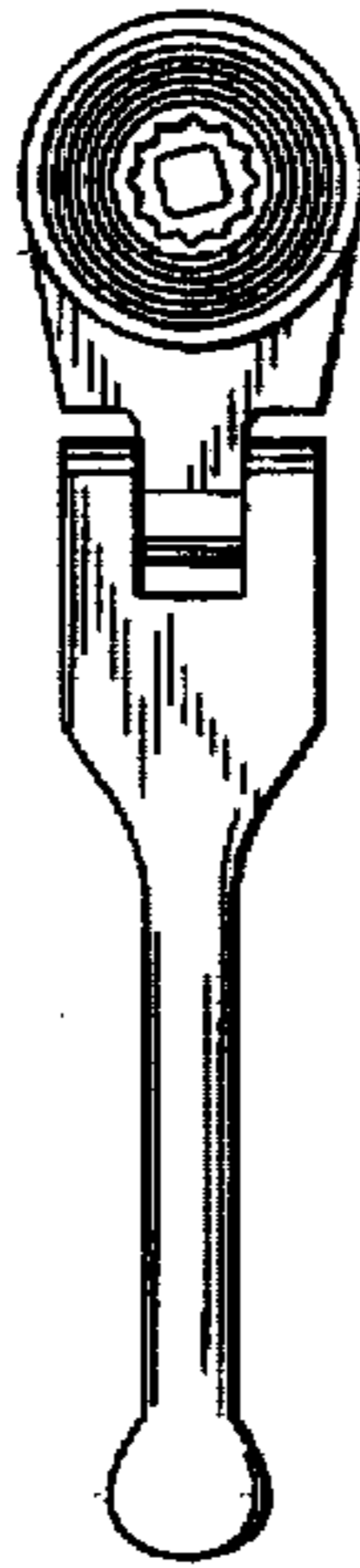
[57] **CLAIM**

The ornamental design for a socket driver with socket, as shown and described.

**DESCRIPTION**

FIG. 1 is a bottom plan view of a socket driver with socket, showing my new design therefor;  
FIG. 2 is a top plan view of my new design for a socket driver with socket;  
FIG. 3 is a frontal view of my new design for a socket driver with socket, the rear view being a mirror image thereof;  
FIG. 4 is a side view of my new design for a socket driver with socket, showing the left side; and,  
FIG. 5 is a side view of my new design for a socket driver with socket, showing the right side.

**1 Claim, 2 Drawing Sheets**



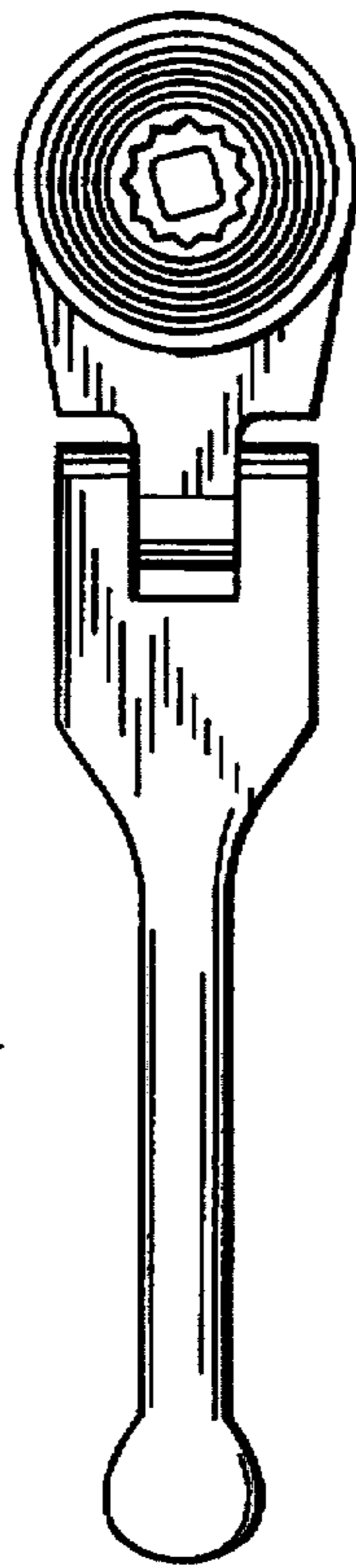


FIG. 1

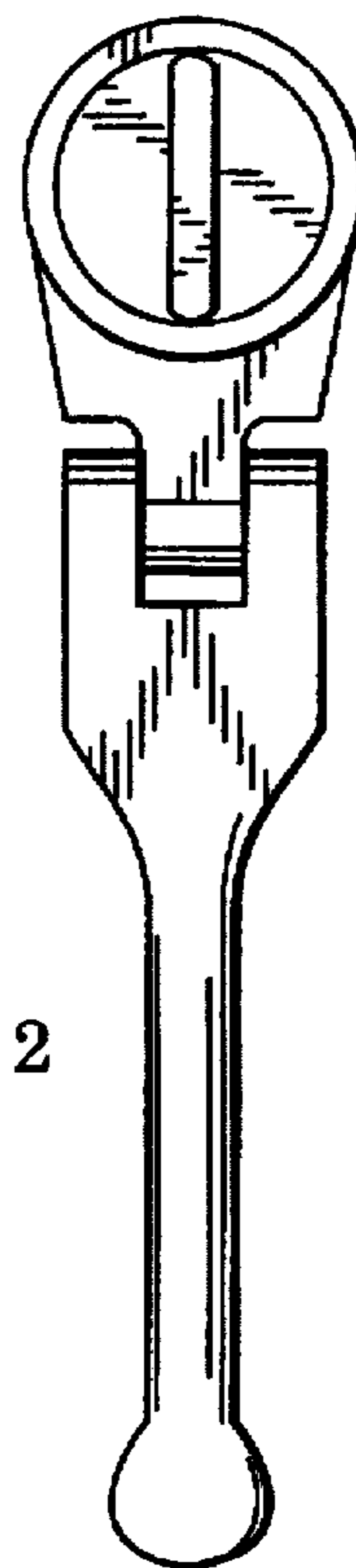


FIG. 2

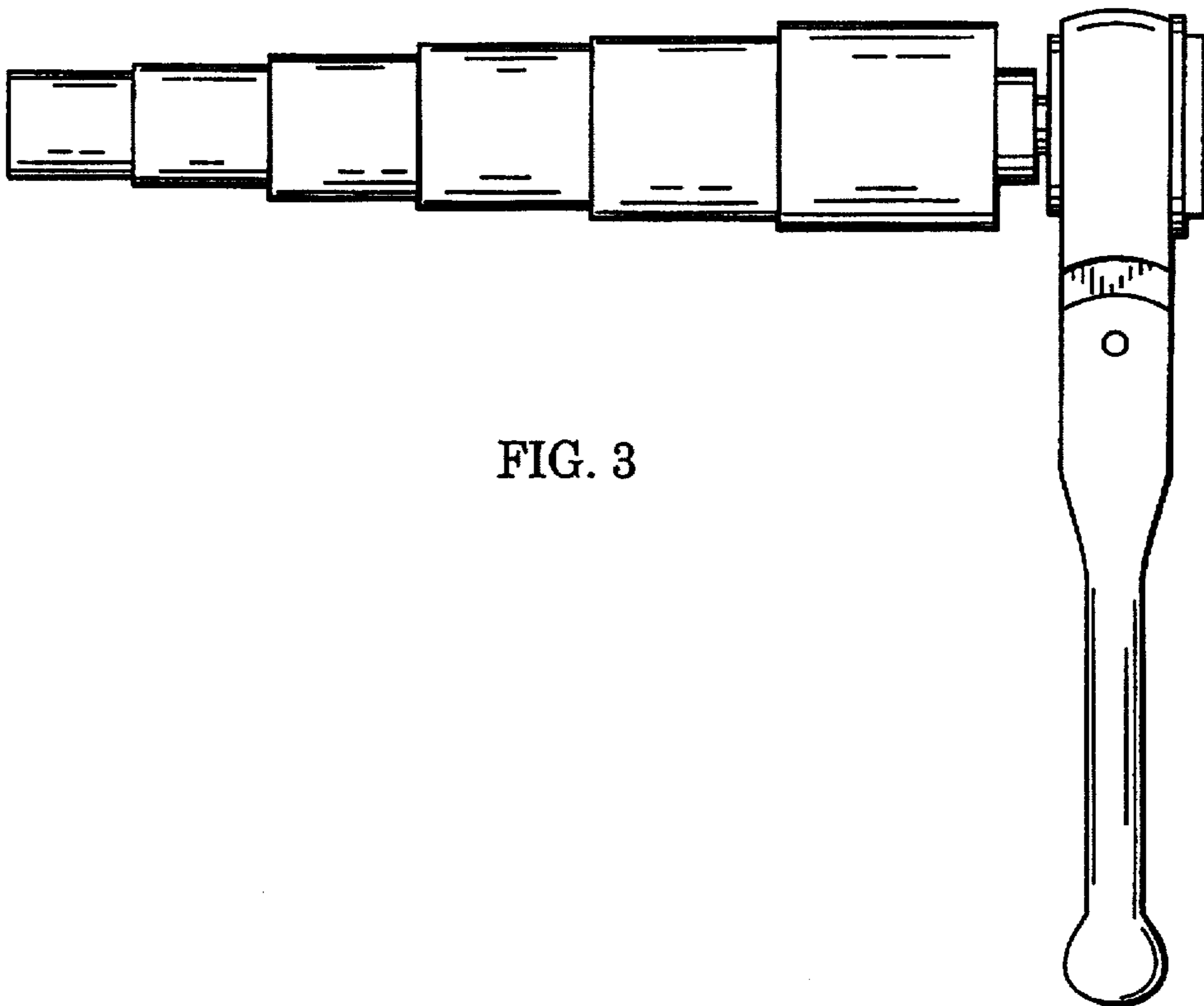


FIG. 3

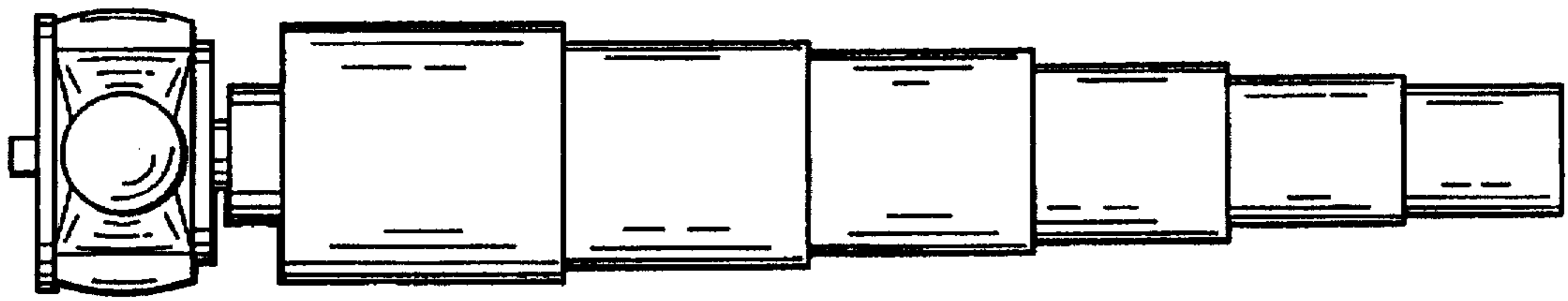


FIG. 4




FIG. 5