



US00D387206S

United States Patent [19]

Yamamoto et al.

[11] Patent Number: **Des. 387,206**

[45] Date of Patent: ****Dec. 9, 1997**

[54] **TOOTHBRUSH HEAD**

[75] Inventors: **Atsushi Yamamoto, Takatsuki; Kazumi Oishi, Kusatsu, both of Japan**

[73] Assignee: **Sunstar Kabushiki Kaisha, Japan**

[**] Term: **14 Years**

[21] Appl. No.: **62,659**

[22] Filed: **Nov. 21, 1996**

D. 332,873	2/1993	Hall	D4/104
D. 334,473	4/1993	Volpenhein et al.	D4/104
D. 359,623	6/1995	Kinoshita	D4/104
1,360,615	11/1920	Bolard	15/167.1 X
1,482,027	1/1924	Ochse	15/167.1
2,209,173	7/1940	Russell	15/167.1

Primary Examiner—Alan P. Douglas
Assistant Examiner—Lavone D. Tabor
Attorney, Agent, or Firm—Ostrolenk, Faber, Gerb & Soffen, LLP

Related U.S. Application Data

[62] Division of Ser. No. 51,045, Feb. 29, 1996.

[30] Foreign Application Priority Data

Aug. 29, 1995 [JP] Japan 7-25225

[51] LOC (6) CL. **04-02**

[52] U.S. CL. **D4/104**

[58] Field of Search D4/104-112, 130, D4/132, 134; 15/159.1, 167.1, 167.2, 186, 187, 207.2, DIG. 5, DIG. 6; 132/308, 309; 601/139, 141

[56] References Cited

U.S. PATENT DOCUMENTS

D. 304,786	11/1989	Kayamura	D4/104
D. 328,392	8/1992	Holstein, II et al.	D4/104

[57] CLAIM

The ornamental design for a toothbrush head, as shown and described.

DESCRIPTION

FIG. 1 is an enlarged perspective view of a toothbrush head showing our new design; FIG. 2 is a front elevational view thereof; FIG. 3 is a rear elevational view thereof; FIG. 4 is a left side elevational view thereof, the right side elevational view being a mirror image thereof; FIG. 5 is a top plan view thereof; and, FIG. 6 is an enlarged sectional view taken along a line 6-6 of FIG. 2.

The broken line showing the toothbrush handle in FIGS. 2-5 is for illustrative purpose only and forms no part of the claimed design.

1 Claim, 3 Drawing Sheets

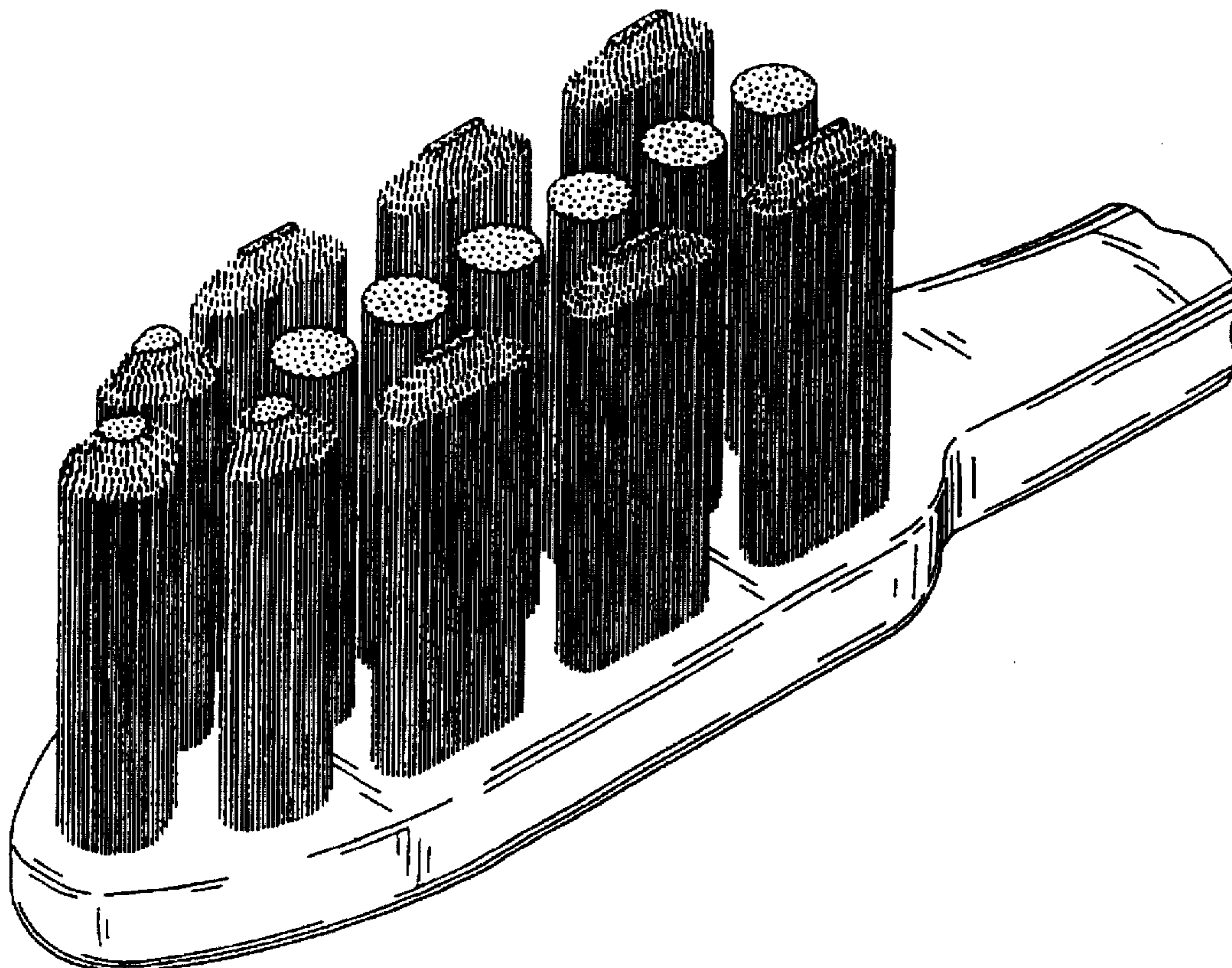


Fig. 1

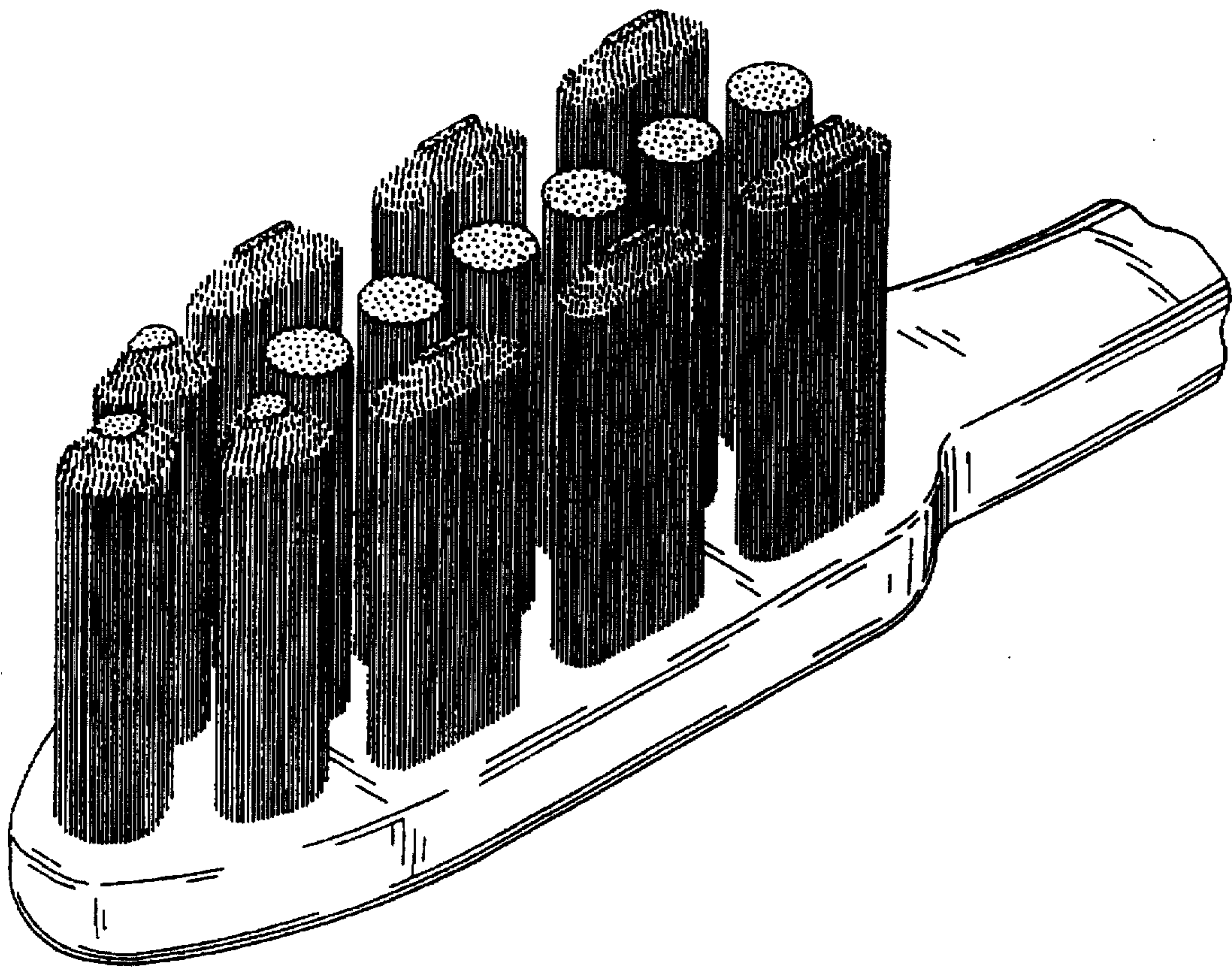


Fig. 3




Fig. 2

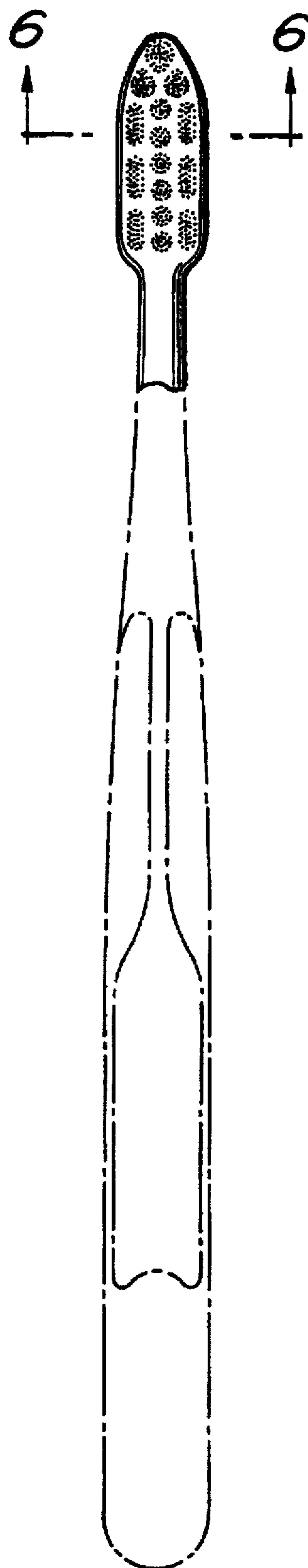


Fig. 4



Fig. 5

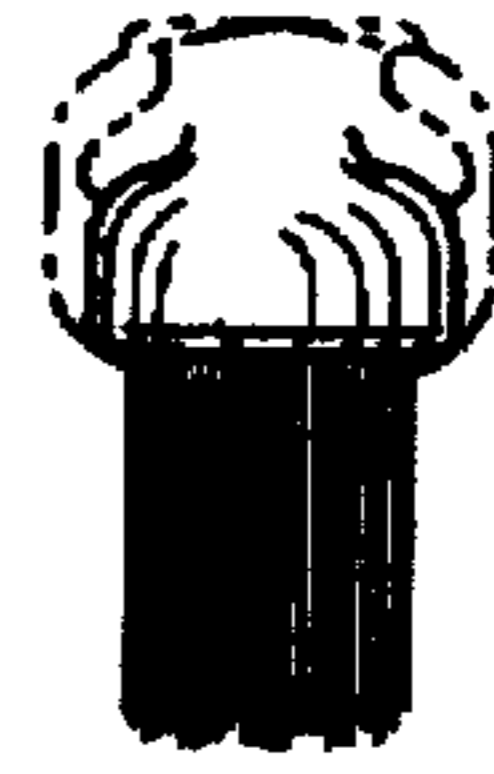


Fig. 6

