



US00D387202S

United States Patent [19]
Junkins

[11] **Patent Number:** **Des. 387,202**

[45] **Date of Patent:** ****Dec. 9, 1997**

[54] **TOOL CARRIER AND DISPLAY**

[76] **Inventor:** **Steven O. Junkins, 24 Ridge St.,
Middletown, N.Y. 10940**

[**] **Term:** **14 Years**

[21] **Appl. No.:** **41,719**

[22] **Filed:** **Jul. 24, 1995**

[51] **LOC (6) Cl.** **03-01**

[52] **U.S. Cl.** **D3/315**

[58] **Field of Search** **D3/315, 905; 206/44 R,
206/45.28; 248/216.1, 309.2; D20/10, 43,
99; D25/138, 152, 155; D8/71; 235/90;
211/70.6**

[56] **References Cited**

U.S. PATENT DOCUMENTS

4,026,415	5/1977	Sarley	211/70.6	X
4,681,233	7/1987	Roth	211/70.6	
4,852,930	8/1989	Agee	211/70.6	X
5,097,966	3/1992	Miller	211/70.6	X
5,152,441	10/1992	Torena	224/148	X

Primary Examiner—Doris V. Coles
Assistant Examiner—Catherine R. Oliver
Attorney, Agent, or Firm—Philip D. Junkins

[57] **CLAIM**

The ornamental design for a tool carrier and display, as shown and described.

DESCRIPTION

FIG. 1 is a perspective view of the tool carrier and display showing my new design in an open display mode;

FIG. 2 is a front elevational view in a closed mode, with the rear elevational view being a mirror image thereof;

FIG. 3 is a top view thereof;

FIG. 4 is a bottom view thereof; and,

FIG. 5 is a right side elevational view, with the left side elevational view being a mirror image thereof except for the side strap shown.

The broken line showing of tools in FIG. 1 is for illustrative purposes only and forms no part of the claimed design.

1 Claim, 1 Drawing Sheet

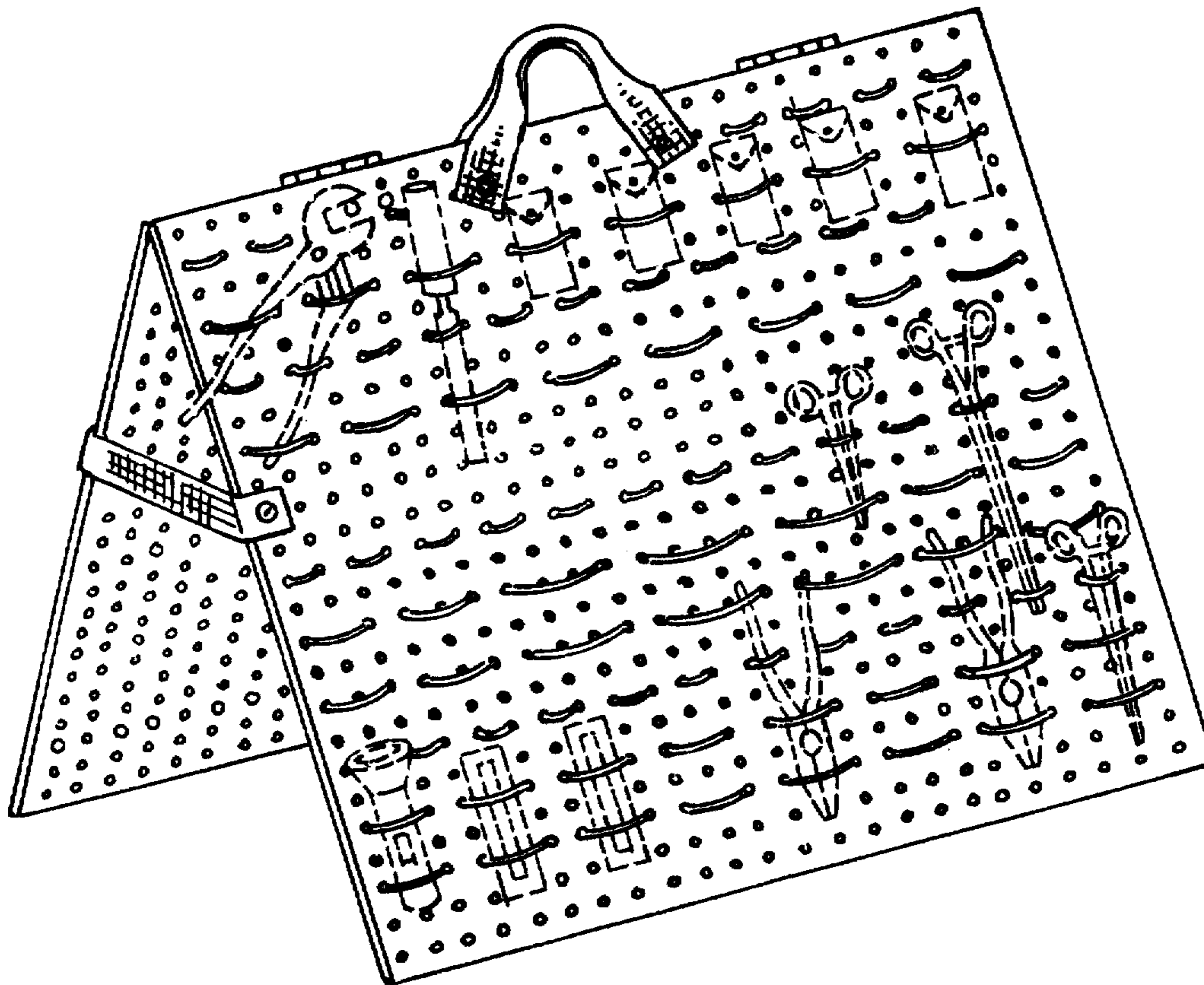


FIG. 1.

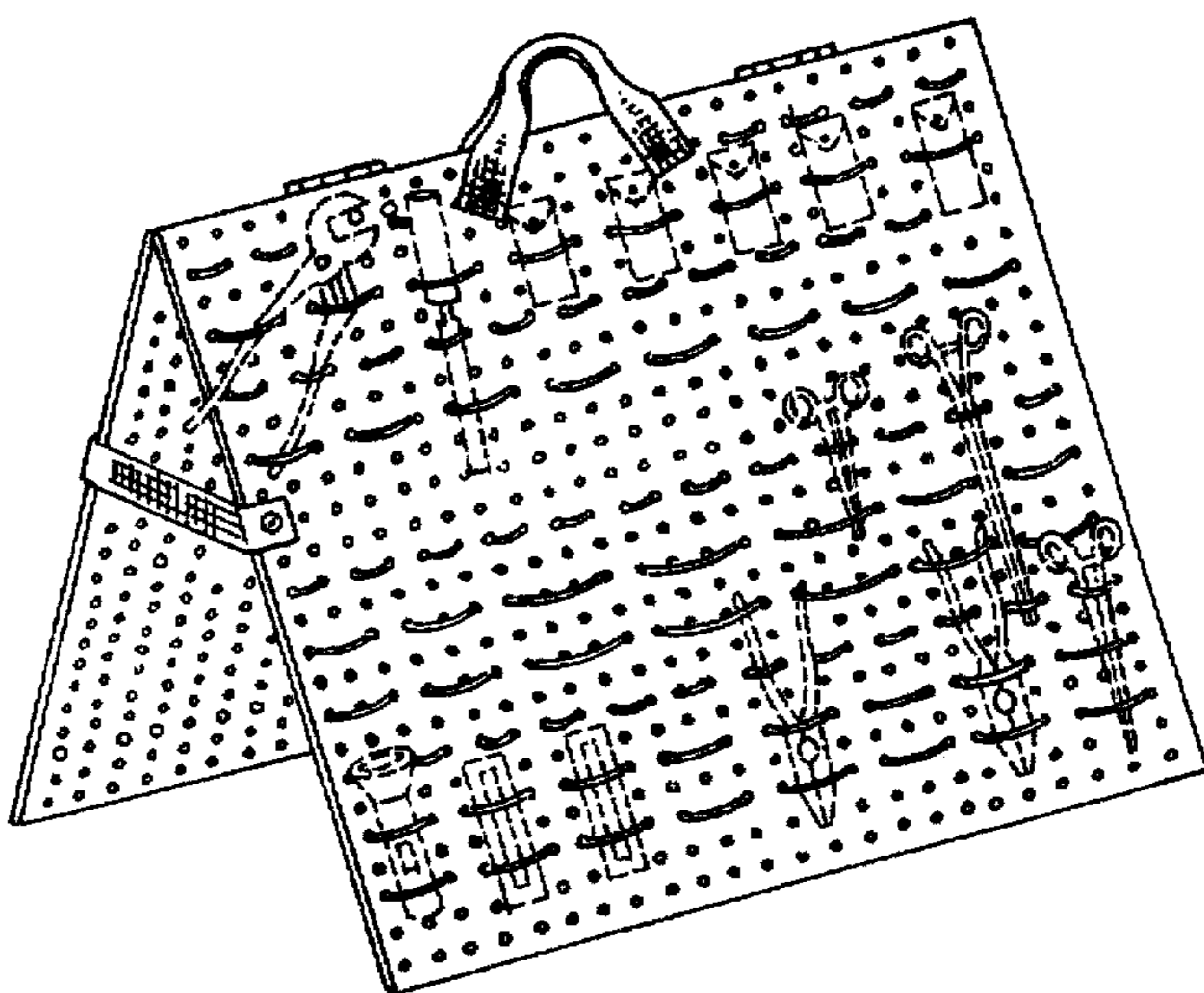


FIG. 3.

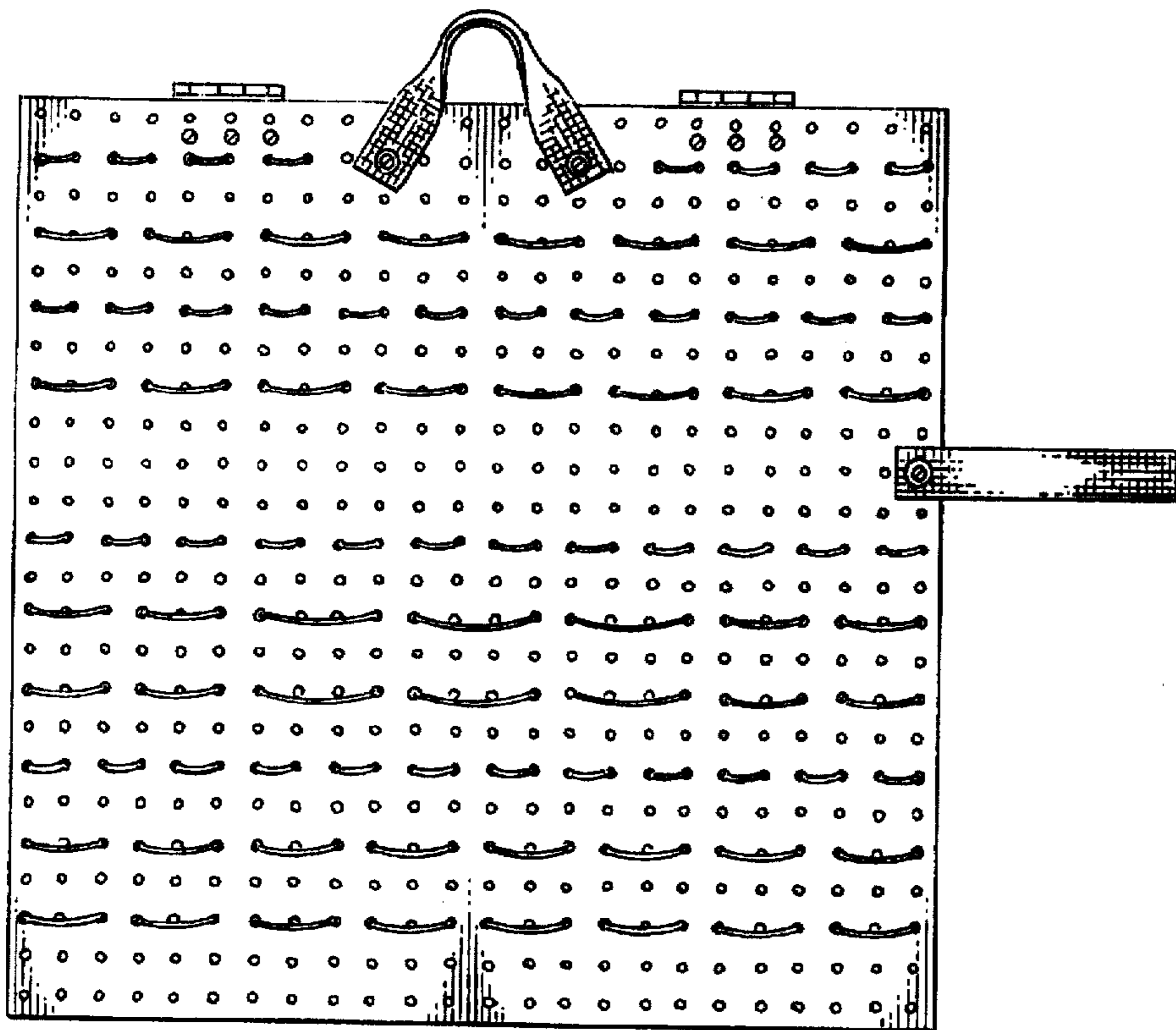
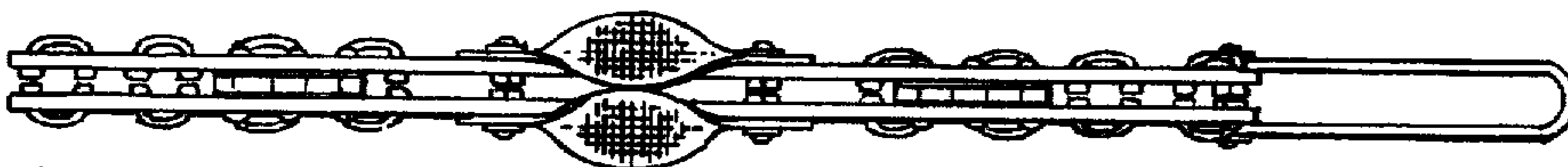


FIG. 2.

FIG. 5.

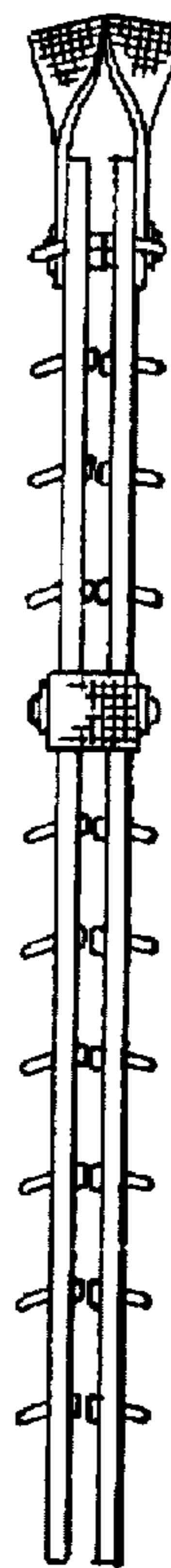


FIG. 4.