



US00D387201S

United States Patent [19]

Mori et al.

[11] Patent Number: **Des. 387,201**

[45] Date of Patent: ****Dec. 9, 1997**

[54] **GOLF BAG**

[75] Inventors: **Masahiro Mori; Masahiko Nagahama,**
both of Tokyo, Japan

[73] Assignee: **The Yokohama Rubber Co., Ltd.,**
Tokyo, Japan

[**] Term: **14 Years**

[21] Appl. No.: **43,430**

[22] Filed: **Sep. 5, 1995**

[30] **Foreign Application Priority Data**

Mar. 8, 1995 [JP] Japan 7-6098

[51] LOC (6) Cl. **03-01**

[52] U.S. Cl. **D3/255**

[58] Field of Search D3/255; 206/315.1,
206/315.2, 315.3, 315.4, 315.5, 315.6, 315.7,
315.8, 315.9

[56] **References Cited**

U.S. PATENT DOCUMENTS

D. 353,263 12/1994 Danezin D3/255

D. 353,264 12/1994 Danezin D3/255
D. 364,737 12/1995 Perrin D3/255
D. 365,205 12/1995 Holland, III D3/255
D. 367,556 3/1996 Perrin D3/255

Primary Examiner—Doris V. Coles
Assistant Examiner—Catherine R. Oliver
Attorney, Agent, or Firm—Finnegan, Henderson, Farabow,
Garrett & Dunner

[57] **CLAIM**

The ornamental design for a golf bag, as shown and described.

DESCRIPTION

FIG. 1 is a front elevational view of a golf bag showing our new design;
FIG. 2 is a rear elevational view;
FIG. 3 is a top plan view;
FIG. 4 is a bottom plan view;
FIG. 5 is a right side elevational view;
FIG. 6 is a left side elevational view;
FIG. 7 is a perspective view of FIGS. 1 and 5; and,
FIG. 8 is a perspective view similar to FIG. 7 with the hood removed.

1 Claim, 4 Drawing Sheets






FIG. 1




FIG. 2




FIG. 3




FIG. 4




FIG. 5



FIG. 6




FIG. 7




FIG. 8