



US00D387196S

United States Patent [19] Parad

[11] Patent Number: **Des. 387,196**

[45] Date of Patent: ****Dec. 9, 1997**

[54] **COMBINED KEY AND DOCUMENT CASE**

2,546,413	3/1951	Williams	D3/212
2,698,640	1/1955	Hertelendy	D3/212
5,046,343	9/1991	Miwa	70/408

[76] Inventor: **Boris Parad**, 440 Westley Rd.,
Glencoe, Ill. 60022

Primary Examiner—Ralf Seifert

[**] Term: **14 Years**

[57] **CLAIM**

[21] Appl. No.: **56,717**

The ornamental designs for a combined key and document case, as shown and described.

[22] Filed: **Jul. 8, 1996**

DESCRIPTION

[51] LOC (6) Cl. **03-01**

[52] U.S. Cl. **D3/212**

[58] Field of Search D3/207-211, 56;
24/3.6; 70/456 R, 456 B, 408; D19/21

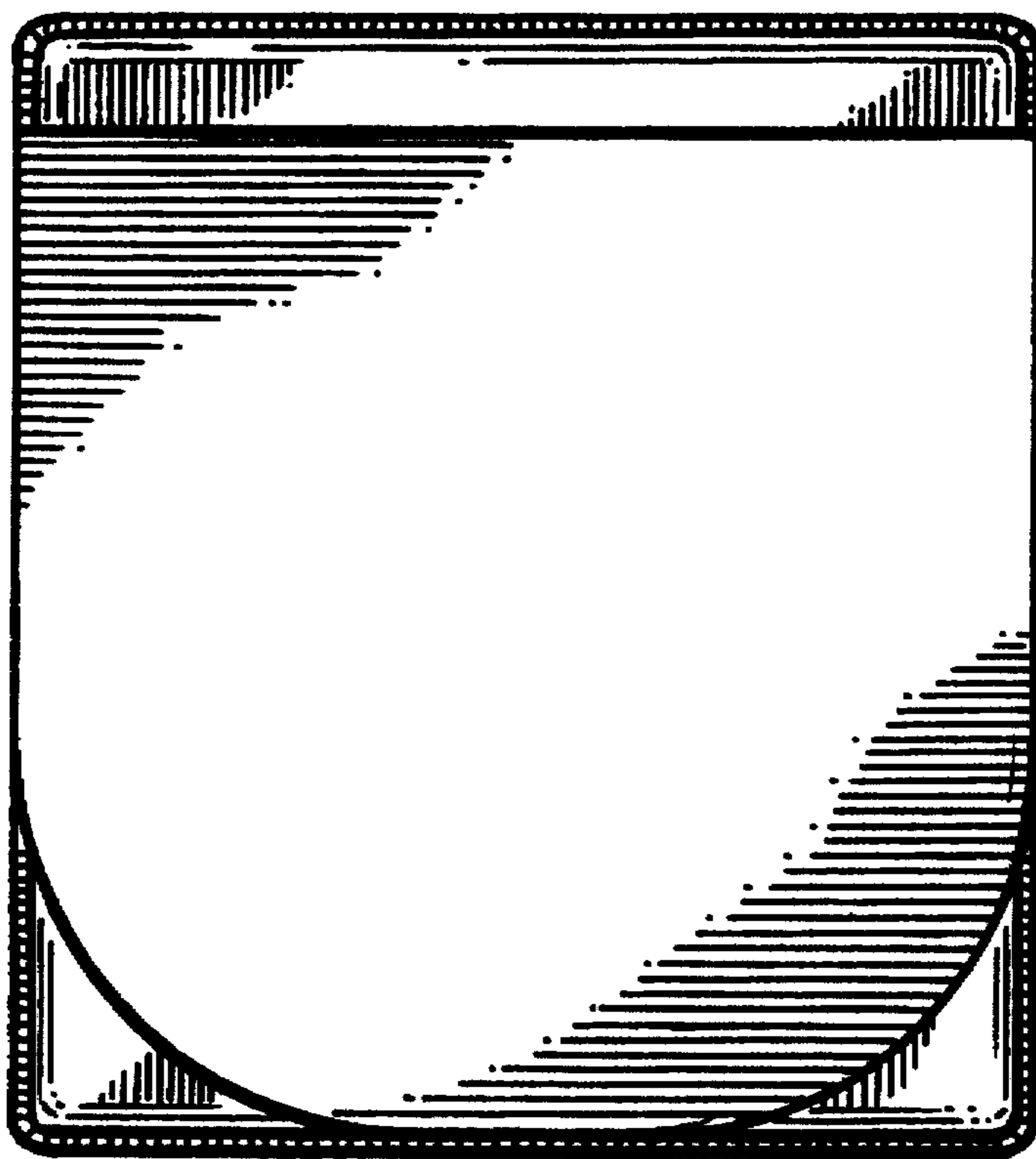
FIG. 1 is a front elevational view of the first embodiment of a combined key and document case showing my new design; FIG. 2 is a side elevational view; FIG. 3 is a top plan view; FIG. 4 is a bottom view; FIG. 5 is a rear elevational view; and, FIG. 6 is a front elevational view of the second embodiment of a combined key and document case having the same side, bottom, top and rear views as shown in FIGS. 2, 3, 4 and 5.

[56] **References Cited**

U.S. PATENT DOCUMENTS

D. 295,920	5/1988	Osofsky et al.	D3/207
D. 311,815	11/1990	Balsley	D3/212
D. 338,103	8/1993	Eschmann	D3/208
811,334	1/1906	Smigel	D19/21
1,613,760	1/1927	Lorber	70/456 B

1 Claim, 1 Drawing Sheet



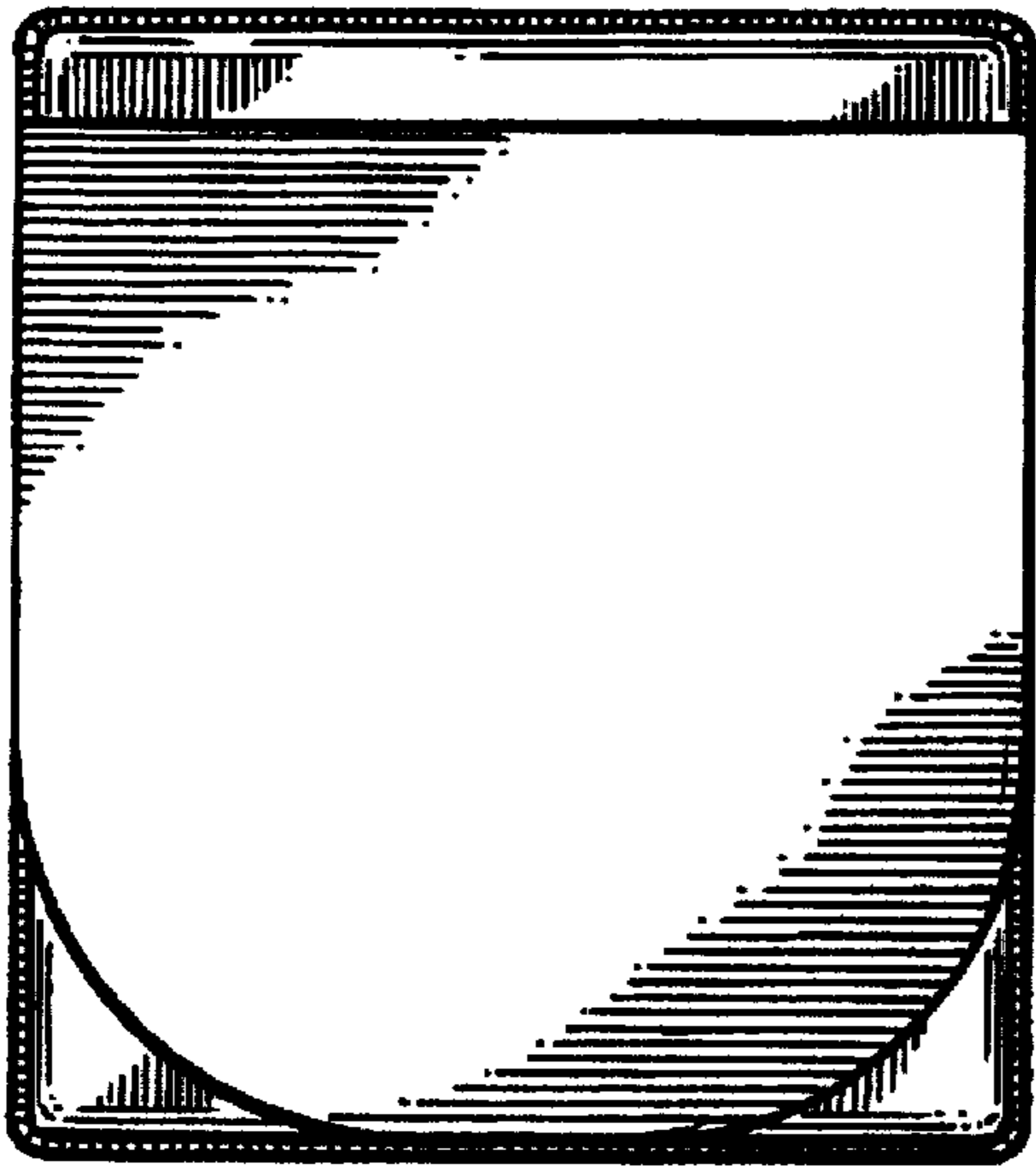


FIG. 1



FIG. 2




FIG. 3




FIG. 4

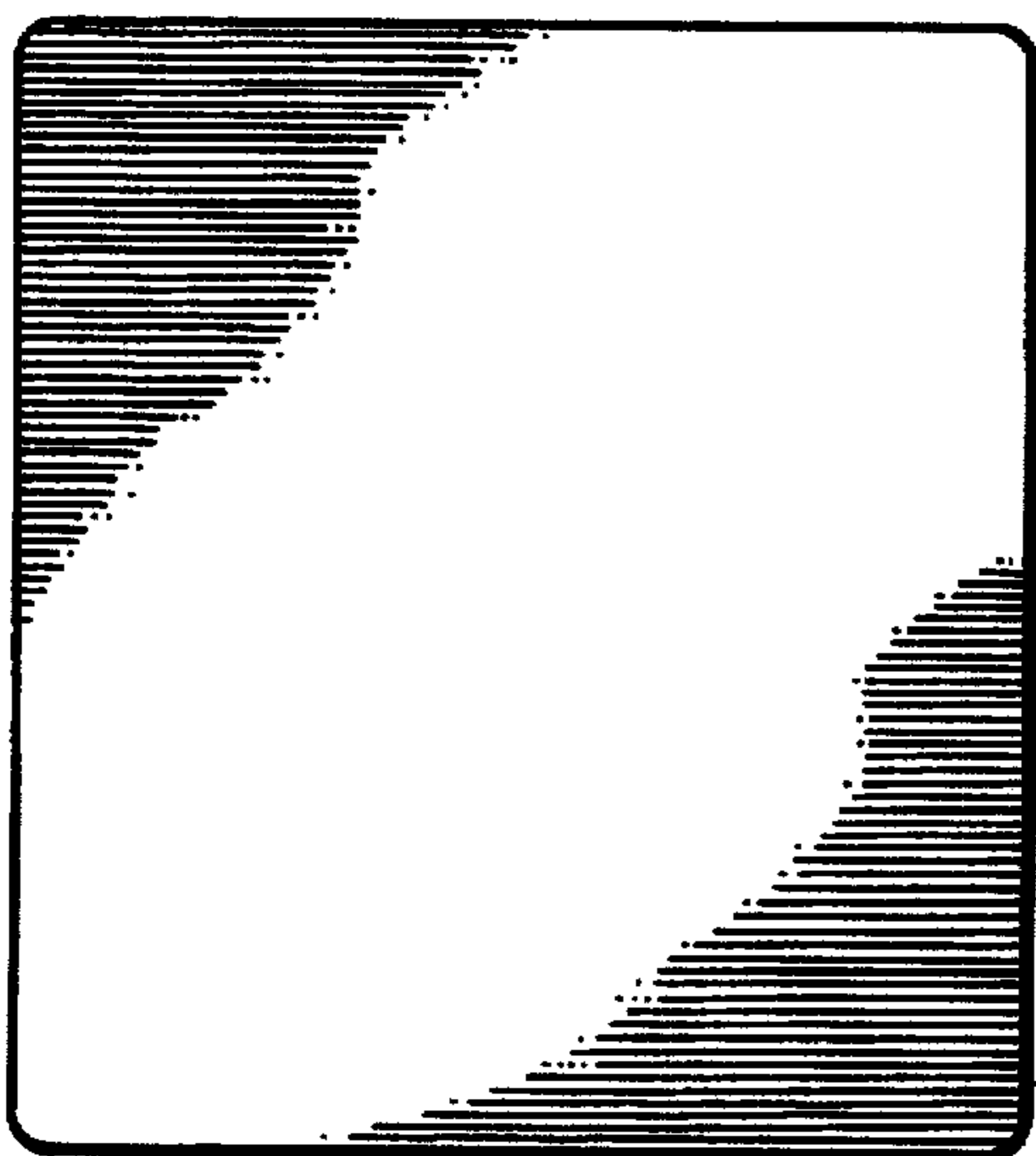


FIG. 5




FIG. 6