



US00D387194S

United States Patent [19] Serna

[11] Patent Number: **Des. 387,194**
[45] Date of Patent: ****Dec. 9, 1997**

[54] **SHOE UPPER**
[75] Inventor: **Ralph Serna, Long Beach, Calif.**
[73] Assignee: **Vans, Inc., Santa Fe Springs, Calif.**
[**] Term: **14 Years**
[21] Appl. No.: **65,585**
[22] Filed: **Jan. 24, 1997**
[51] LOC (6) Cl. **02-99**
[52] U.S. Cl. **D2/169**
[58] Field of Search **D2/896, 902, 907,**
D2/908, 946, 970, 972, 974, 969; 36/83,
84, 45, 50.1, 114, 117.9

2,017,679 10/1935 Allis .
2,287,985 6/1942 Gookin .
2,339,427 1/1944 Roseman .
2,369,254 2/1945 Roman .
3,108,385 10/1963 Teufel .
3,333,304 8/1967 Daddona, Jr. .
3,731,350 5/1973 Diebold .
4,538,367 9/1985 Adams .
4,642,913 2/1987 Hase et al. .
4,670,949 6/1987 Autry .
4,670,998 6/1987 Pasternak .
4,856,207 8/1989 Datson .
4,974,299 12/1990 Moon .
4,999,889 3/1991 LeCouturer .
5,001,847 3/1991 Waters .
5,042,120 8/1991 Nichols .
5,291,640 3/1994 Rise .
5,371,957 12/1994 Gaudio .

[56] **References Cited**

U.S. PATENT DOCUMENTS

102,352 4/1870 Wright .
D. 132,351 5/1942 Boothby .
D. 135,238 3/1943 Bingham, Jr. .
143,148 9/1873 Hart .
D. 243,421 2/1977 Cohen D2/907
D. 245,733 9/1977 Askew D2/907
D. 255,956 7/1980 Hirsch D2/907
301,854 7/1884 Buch .
371,394 10/1887 Warren .
440,807 11/1890 Griffen .
472,711 4/1892 Miles .
505,909 10/1893 Walden .
536,476 3/1895 McKenney .
640,755 1/1900 Donavan .
758,001 4/1904 Dixon, Sr. .
837,056 11/1906 Gossard .
1,159,648 11/1915 Champ .
1,309,271 7/1919 Zapis .
1,429,657 9/1922 Trawinski .
1,538,454 5/1925 Trawinski .

Primary Examiner—Dominic Simone
Attorney, Agent, or Firm—Fish & Richardson P.C.

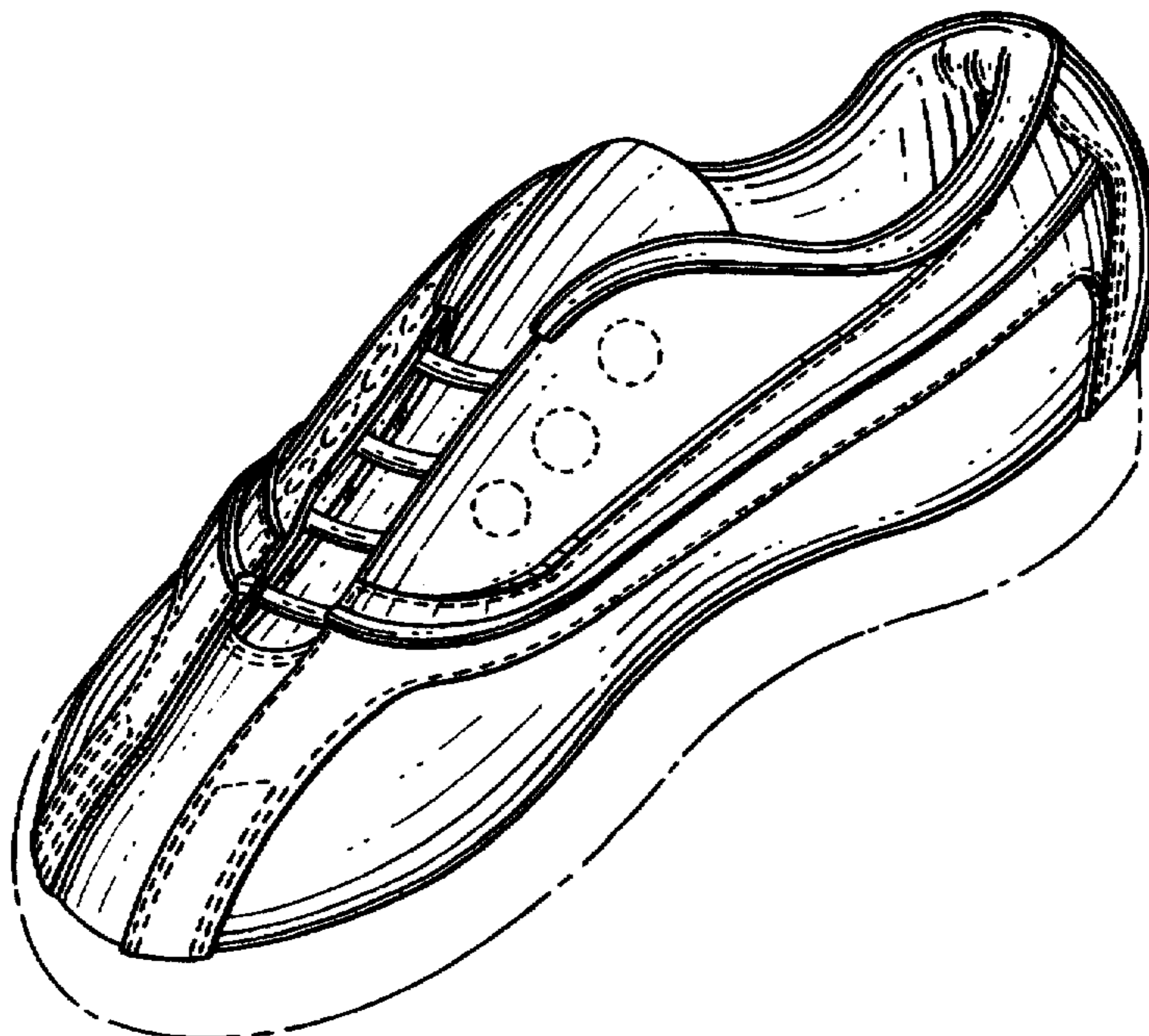
[57] **CLAIM**

The ornamental design for a shoe upper, as shown and described.

DESCRIPTION

FIG. 1 is a perspective view of a shoe upper showing my new design;
FIG. 2 is a front view thereof;
FIG. 3 is a left view thereof;
FIG. 4 is a top view thereof;
FIG. 5 is a rear view thereof; and,
FIG. 6 is a bottom view thereof.
The dotted line showing of a shoe sole in FIG. 1 is for illustrative purposes only and forms no part of the claimed design.

1 Claim, 3 Drawing Sheets



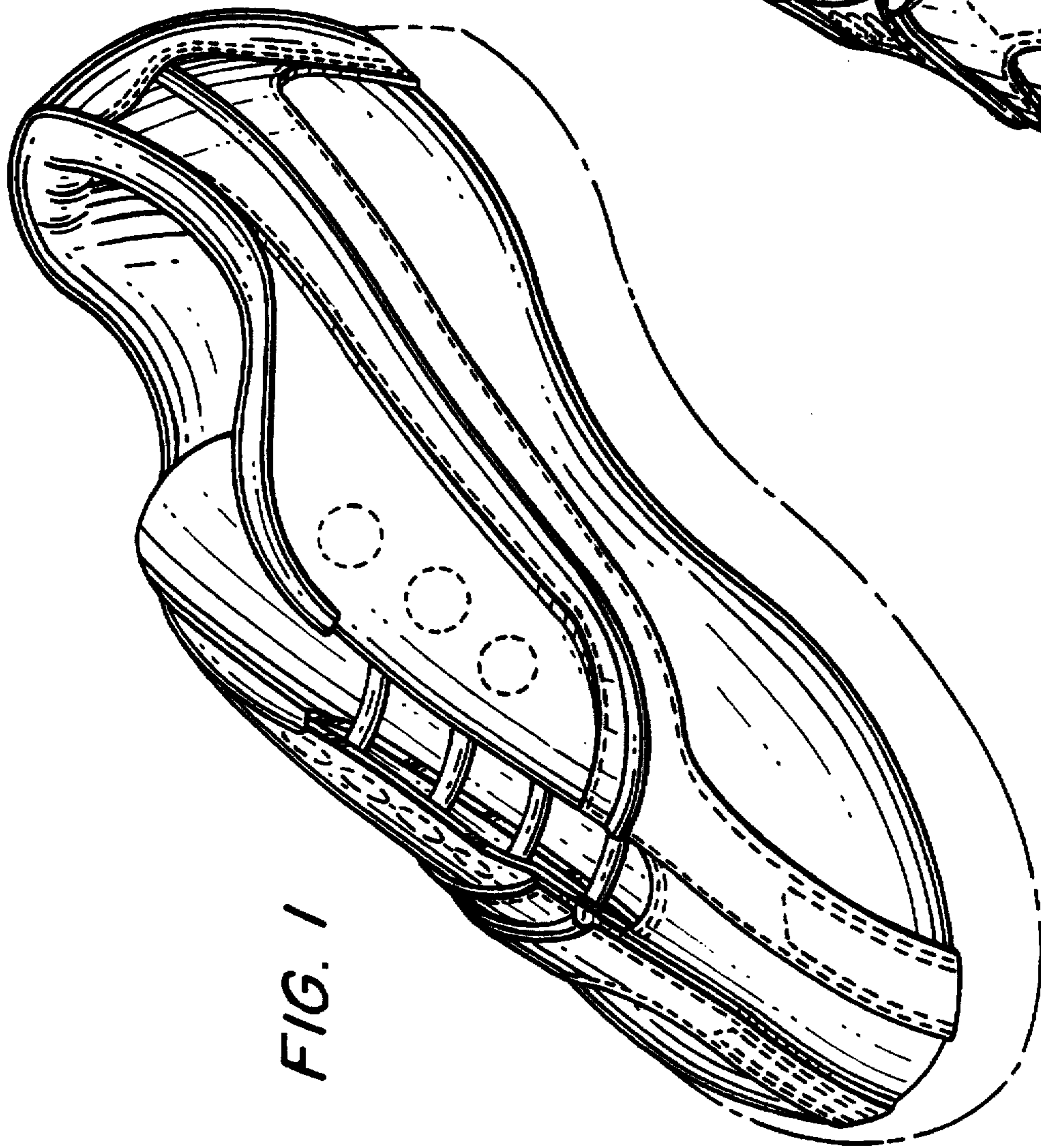


FIG. 1

FIG. 2

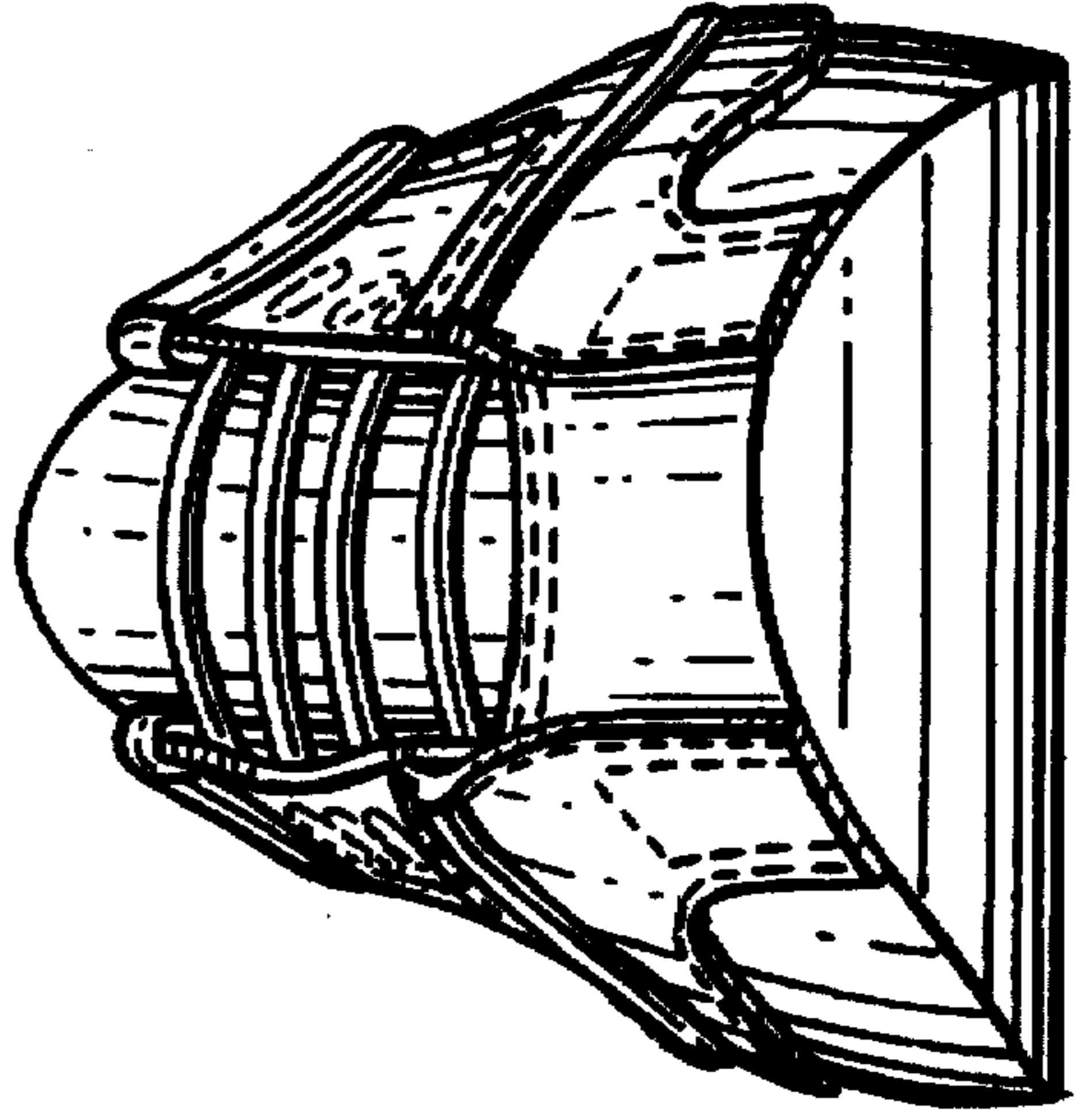


FIG. 3

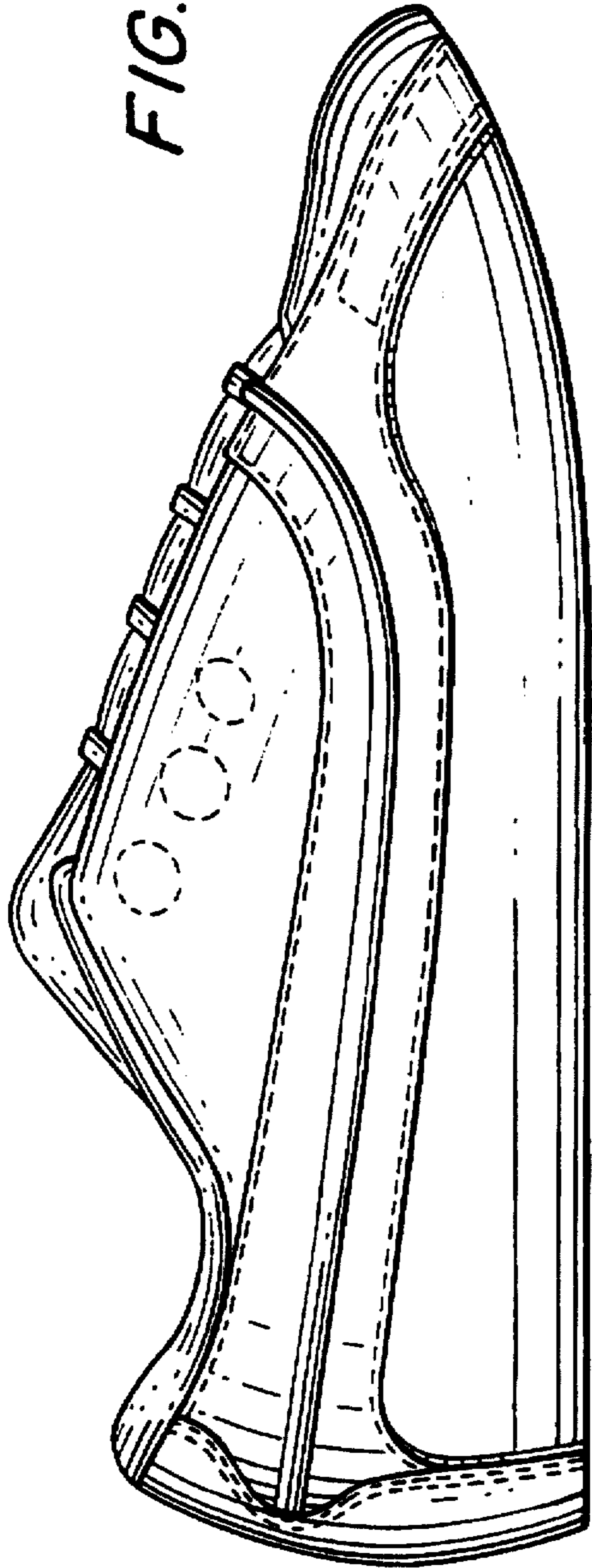
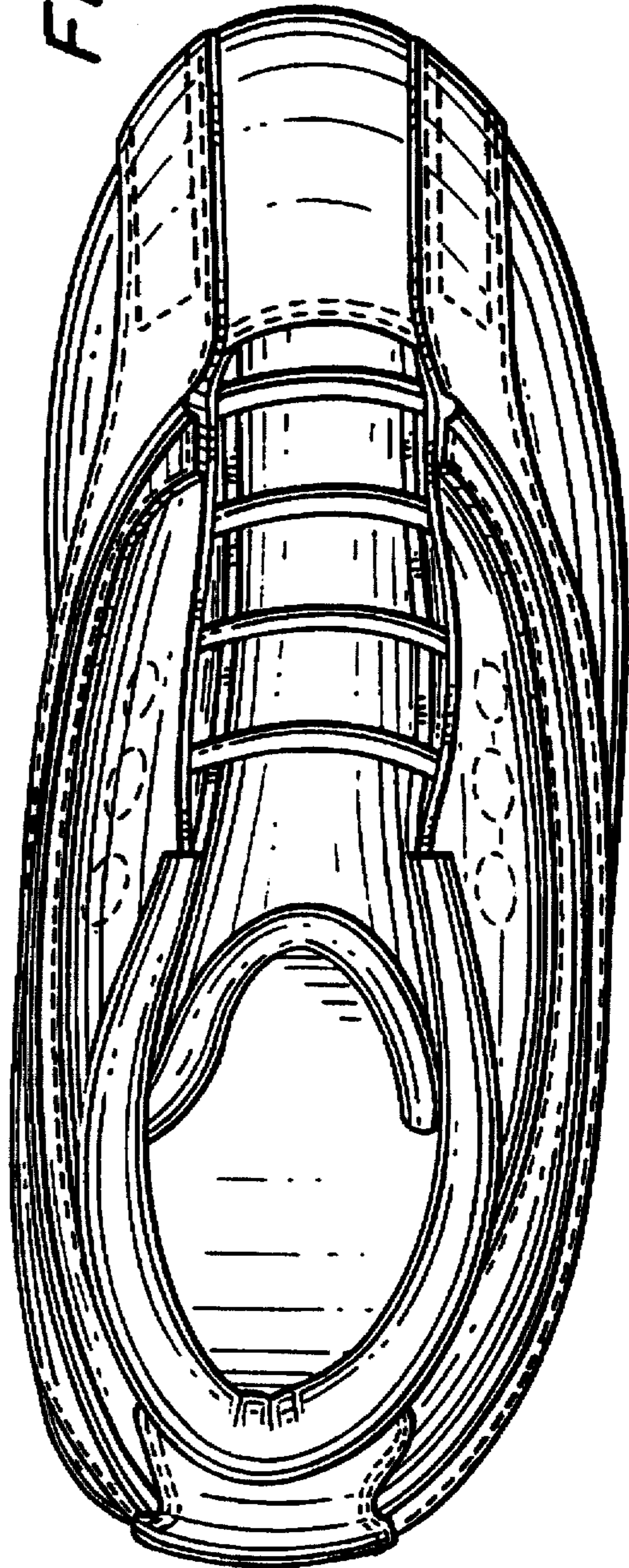


FIG. 4



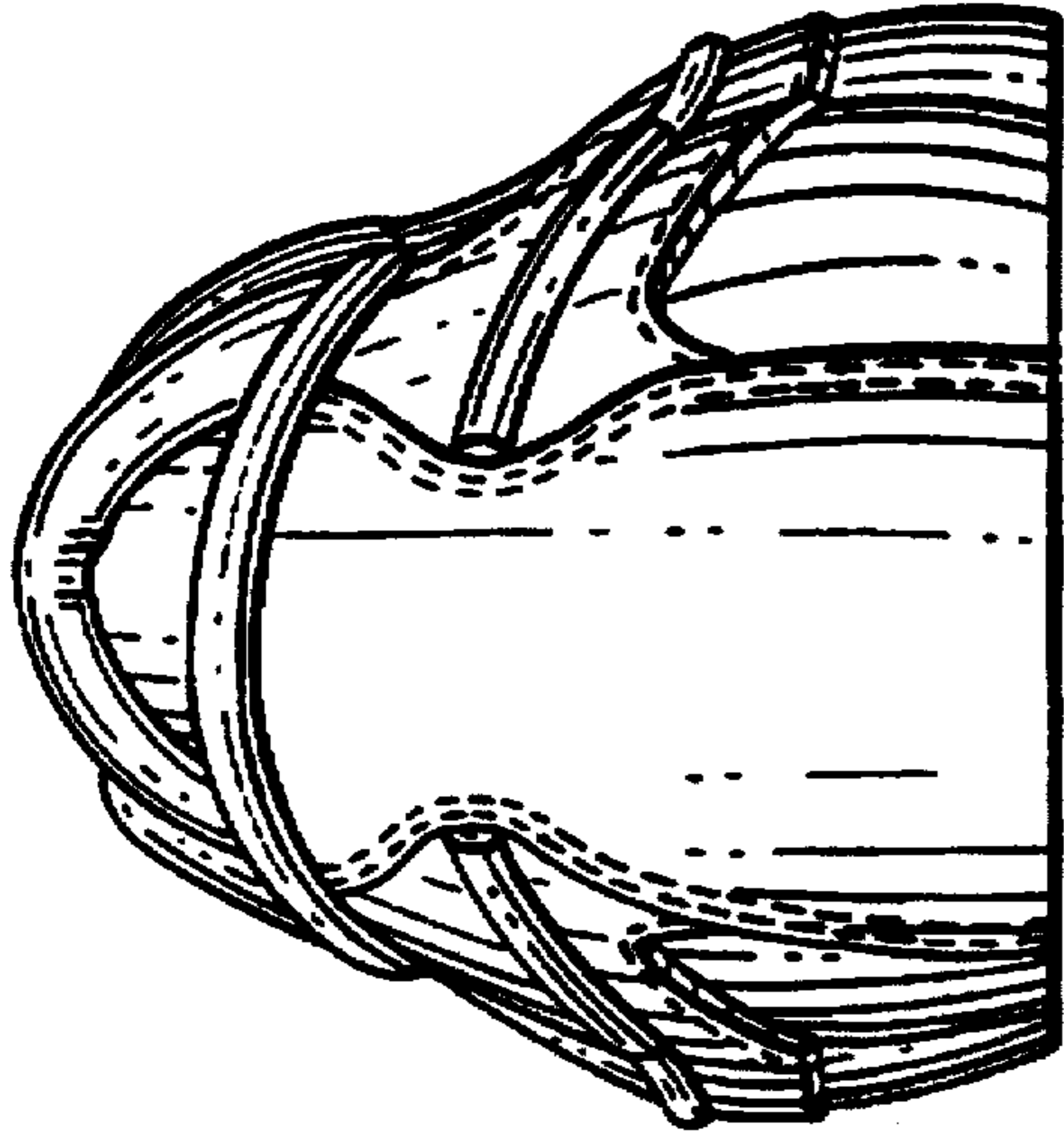


FIG. 5

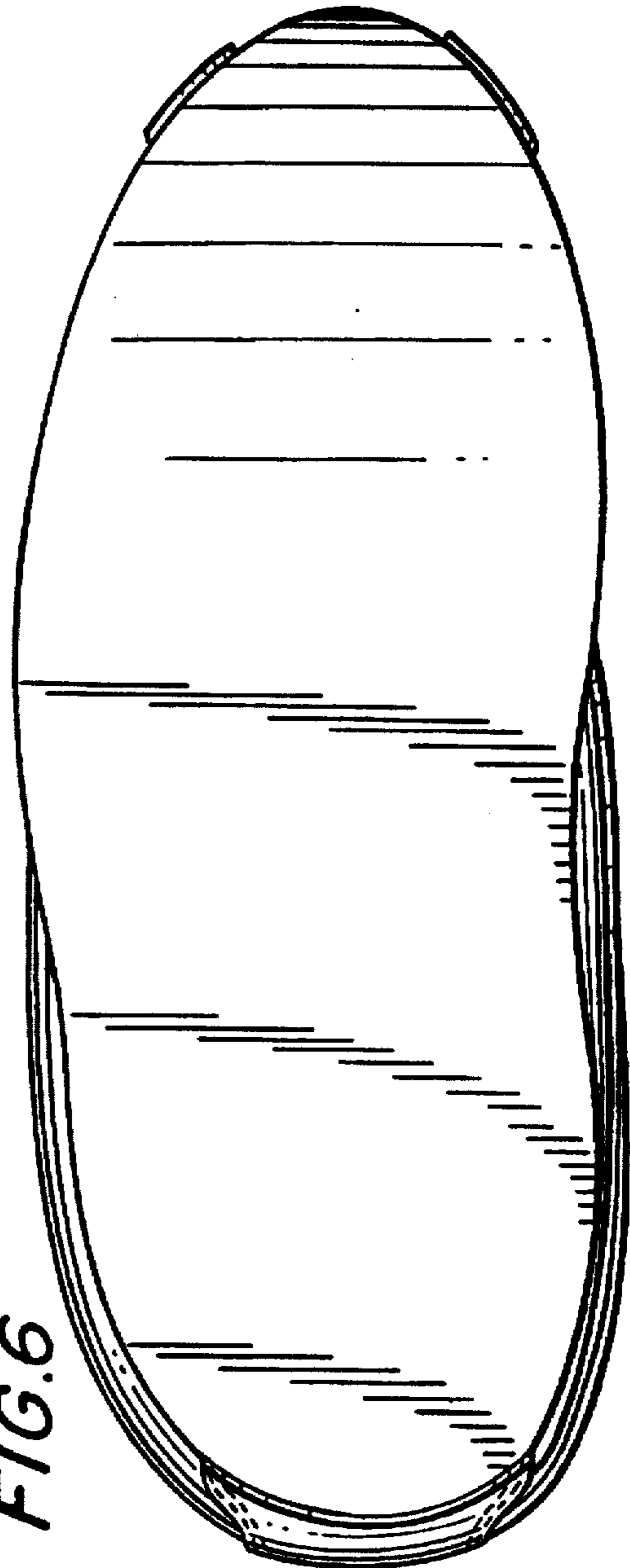


FIG. 6