

US00D387174S

United States Patent [19]
Gladieux, Jr.

[11] **Patent Number:** **Des. 387,174**
[45] **Date of Patent:** ****Dec. 2, 1997**

- [54] **MASSAGER**
- [76] **Inventor:** **Bernard L. Gladieux, Jr.**, 128
Oberholtzer Rd., Gilbertsville, Pa.
19525
- [**] **Term:** **14 Years**
- [21] **Appl. No.:** **61,442**
- [22] **Filed:** **Oct. 24, 1996**
- [51] **LOC (6) Cl.** **24-04**
- [52] **U.S. Cl.** **D24/214; D24/211**
- [58] **Field of Search** **D24/214, 211,**
D24/200; 601/134, 135, 136, 137

- 2,466,470 4/1949 Noris .
- 3,411,498 11/1968 Reiter .
- 4,191,178 3/1980 Wisnieski .
- 4,378,007 3/1983 Kachadourian .
- 4,705,030 11/1987 Tepperberg 601/134 X
- 5,389,063 2/1995 Wu .

Primary Examiner—Stella Reid
Attorney, Agent, or Firm—Bruce A. Tassan

[57] **CLAIM**


The ornamental design for a massager, as shown and described.

DESCRIPTION

FIG. 1 is left side elevational view of a massager showing my new design;
FIG. 2 is a right side elevational view thereof;
FIG. 3 is a front elevational view thereof;
FIG. 4 is a back elevational view thereof;
FIG. 5 is a bottom plan view thereof;
FIG. 6 is a top plan view thereof; and,
FIG. 7 is a front and right side perspective view thereof.

- [56] **References Cited**
- U.S. PATENT DOCUMENTS**
- D. 264,625 5/1982 Shiu .
- D. 272,466 1/1984 Masuda .
- D. 328,328 7/1992 Juarez .
- D. 344,591 2/1994 Zhuang .
- D. 346,449 4/1994 Cheng D24/211
- D. 375,166 10/1996 Goulding-Thompson et al. ... D24/214

1 Claim, 5 Drawing Sheets



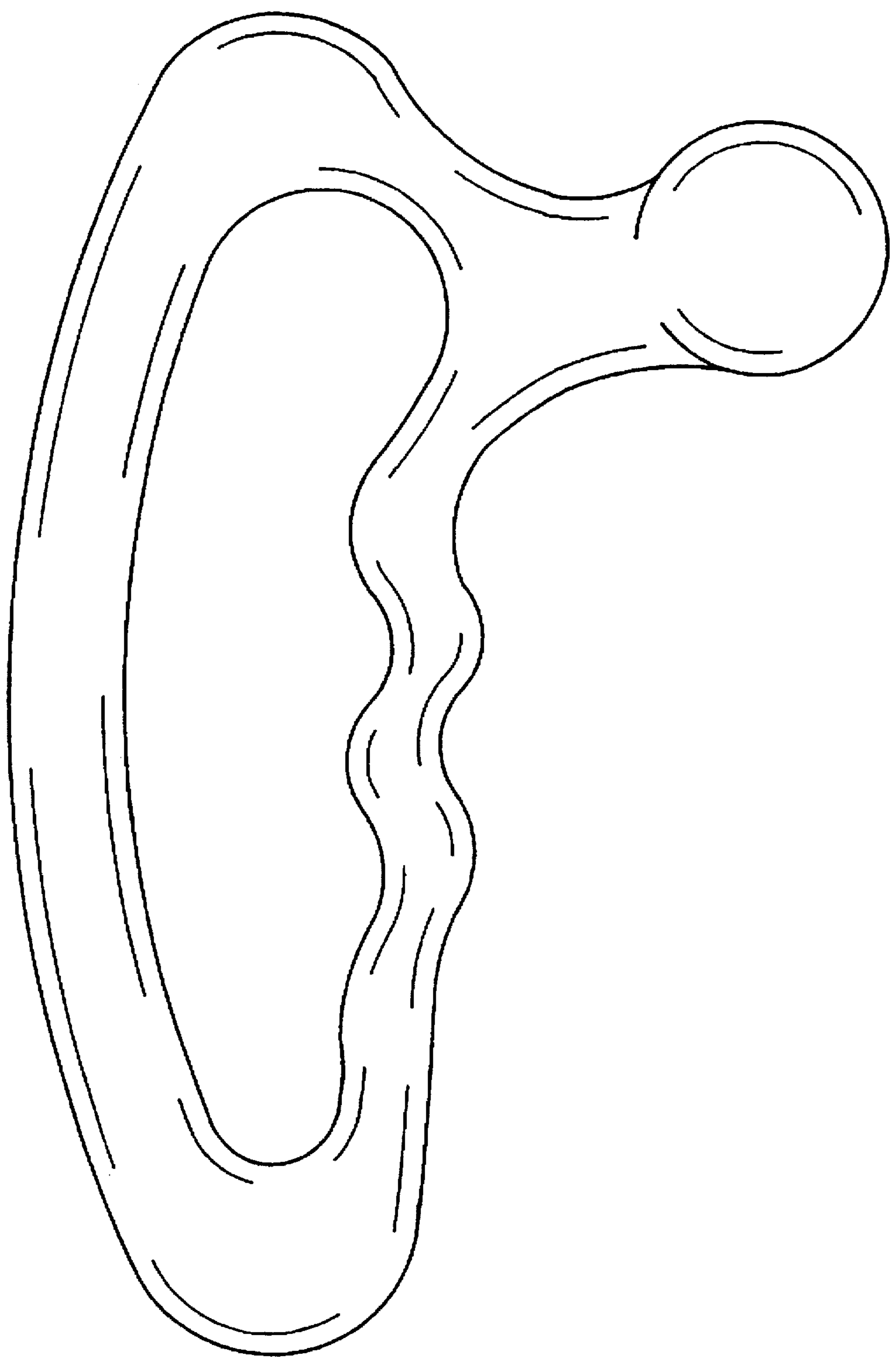


FIG. 1

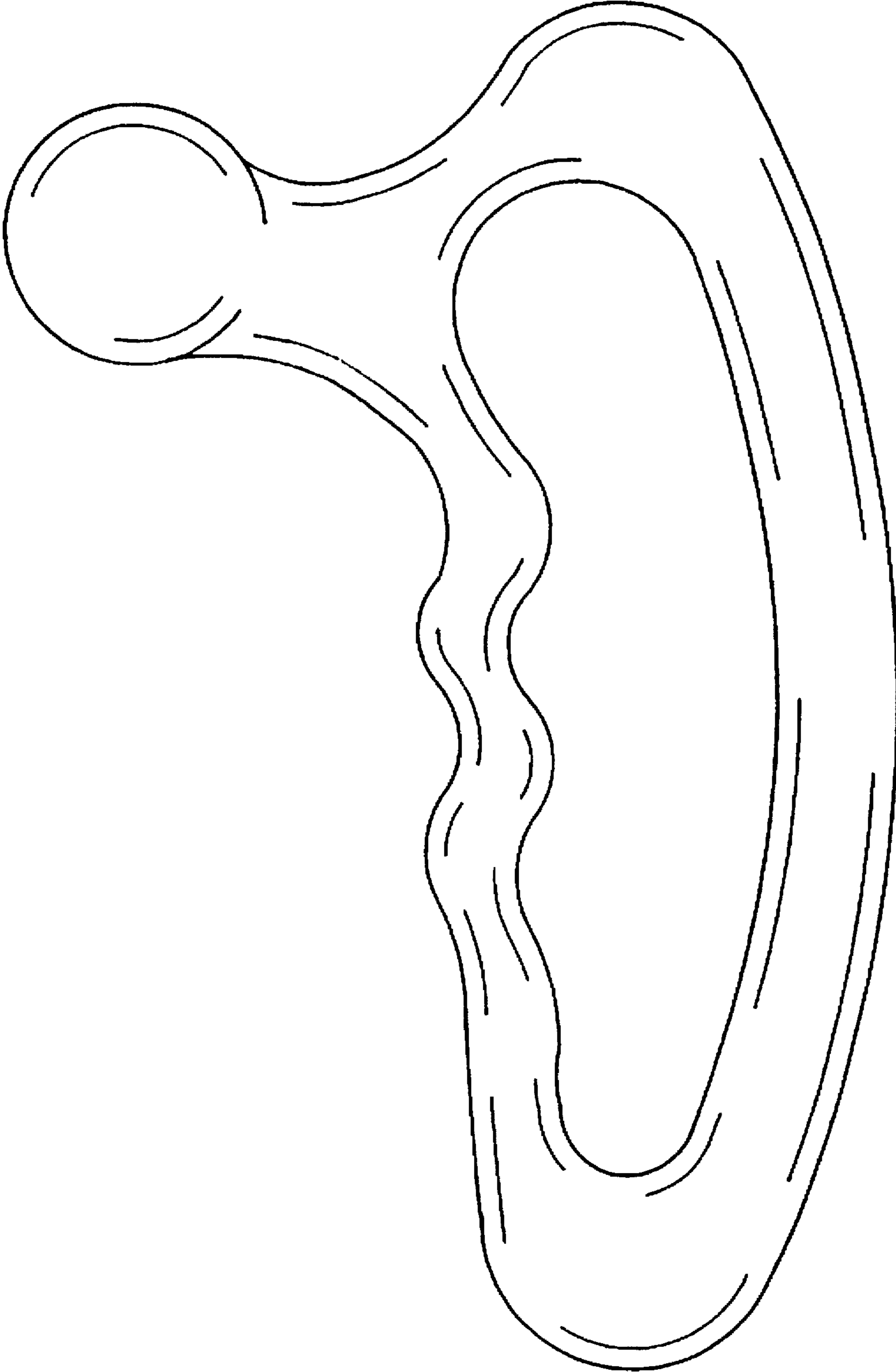


FIG. 2




FIG. 3




FIG. 4

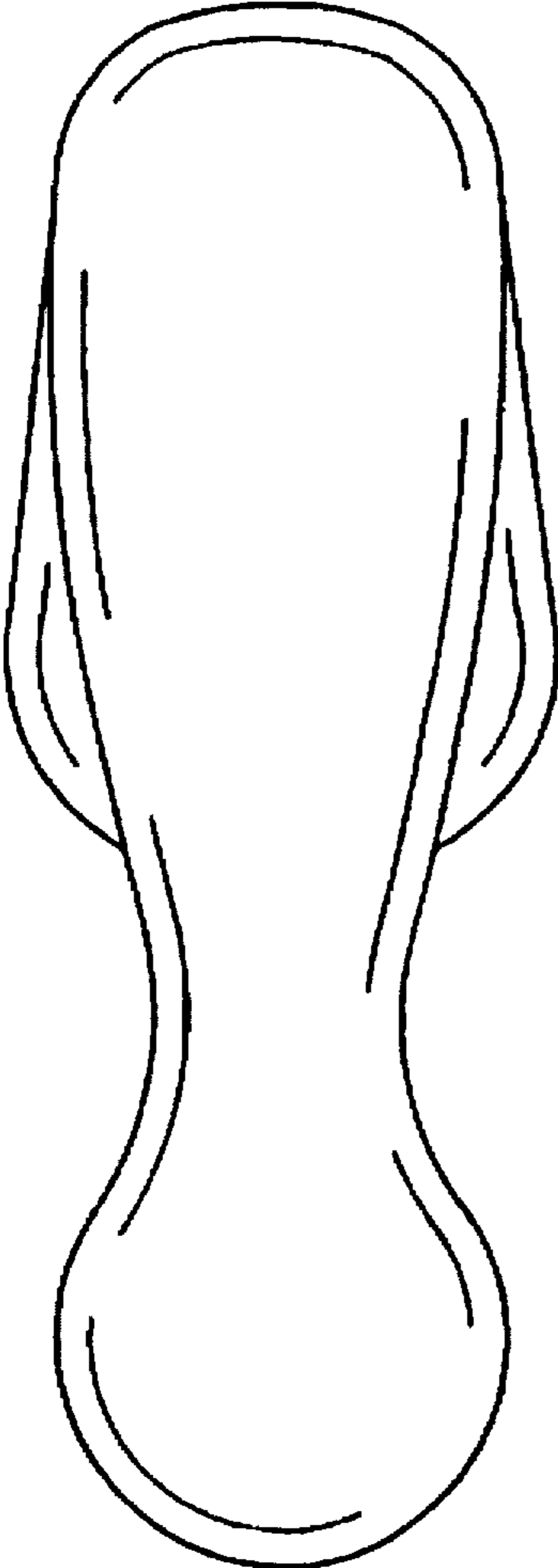


FIG. 5

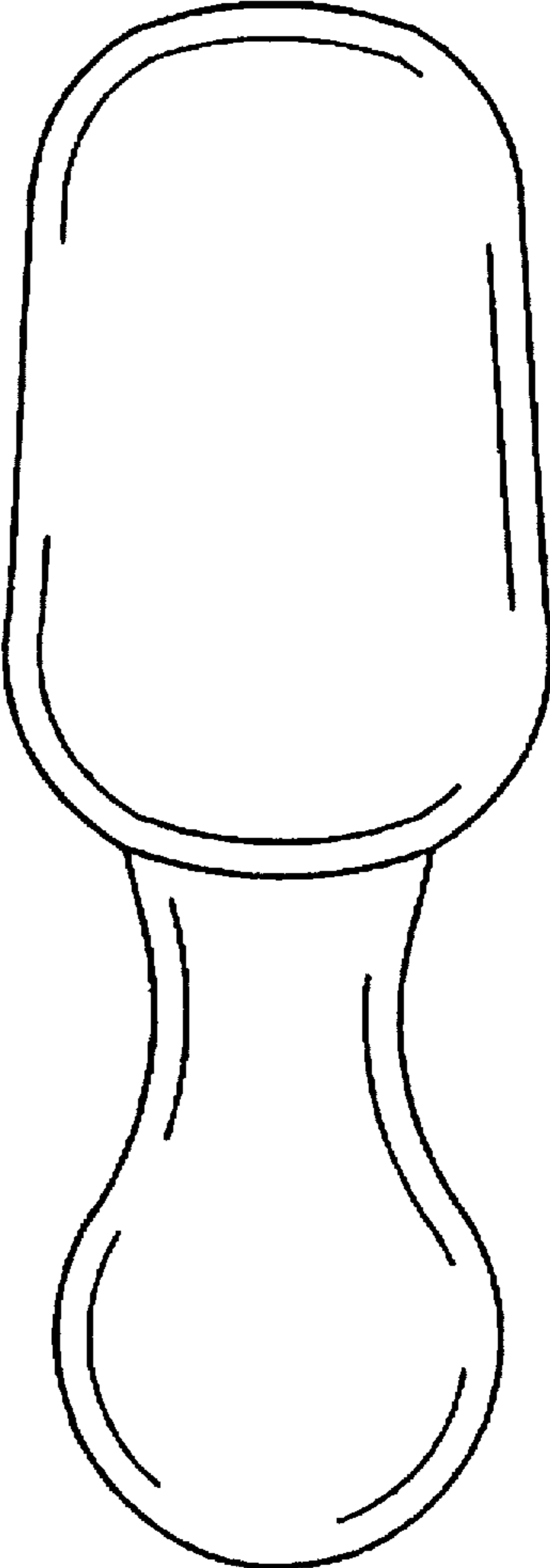


FIG. 6




FIG. 7