



US00D387153S

**United States Patent** [19]  
**Fok**

[11] **Patent Number: Des. 387,153**  
[45] **Date of Patent: \*\*Dec. 2, 1997**

[54] **ELECTRIC FAN**

[75] **Inventor: Peter Fok, Shatin, Hong Kong**

[73] **Assignee: On Tat Bakelite Electric Works Limited, Kwun Tong, Hong Kong**

[\*\*] **Term: 14 Years**

[21] **Appl. No.: 61,044**

[22] **Filed: Oct. 15, 1996**

[30] **Foreign Application Priority Data**

Jul. 11, 1996 [GB] United Kingdom ..... 2057655

[51] **LOC (6) Cl. .... 23-04**

[52] **U.S. Cl. .... D23/382; D23/332; D23/381**

[58] **Field of Search .... D23/332, 381, D23/382; 416/246, 142; 248/371**

[56] **References Cited**

**U.S. PATENT DOCUMENTS**

D. 304,368	10/1989	Suzuki	.....	D23/382
D. 349,570	8/1994	Radtke, Jr.	.....	D23/382
D. 353,660	12/1994	Cunning	.....	D23/328
D. 374,071	9/1996	Wang et al.	.....	D23/382
4,341,151	7/1982	Sakamoto	.....	D23/382

*Attorney, Agent, or Firm*—Merchant, Gould, Smith, Edell, Welter & Schmidt, P.A.

[57] **CLAIM**

The ornamental design for an electric fan, as shown.

**DESCRIPTION**

FIG. 1 is a perspective view from the front and left side of a electric fan showing my new design partially open;  
 FIG. 2 is a left side elevational view thereof showing the electric fan partially open;  
 FIG. 3 is a left side perspective view thereof showing the electric fan fully open;  
 FIG. 4 is a front perspective view thereof showing the electric fan fully open;  
 FIG. 5 is a slightly enlarged top plan view thereof showing the electric fan fully open;  
 FIG. 6 is a left side elevational view thereof showing the electric fan closed;  
 FIG. 7 is a right side perspective view thereof showing the electric fan fully open;  
 FIG. 8 is a rear perspective view thereof showing the electric fan fully open;  
 FIG. 9 is a bottom plan view, on a reduced scale; and,  
 FIG. 10 is a perspective view from the bottom and right side showing the electric fan partially open.

*Primary Examiner*—Lisa Lichtenstein

**1 Claim, 5 Drawing Sheets**




FIG. 1




FIG. 2




FIG. 3




FIG. 4




FIG. 5




FIG. 6

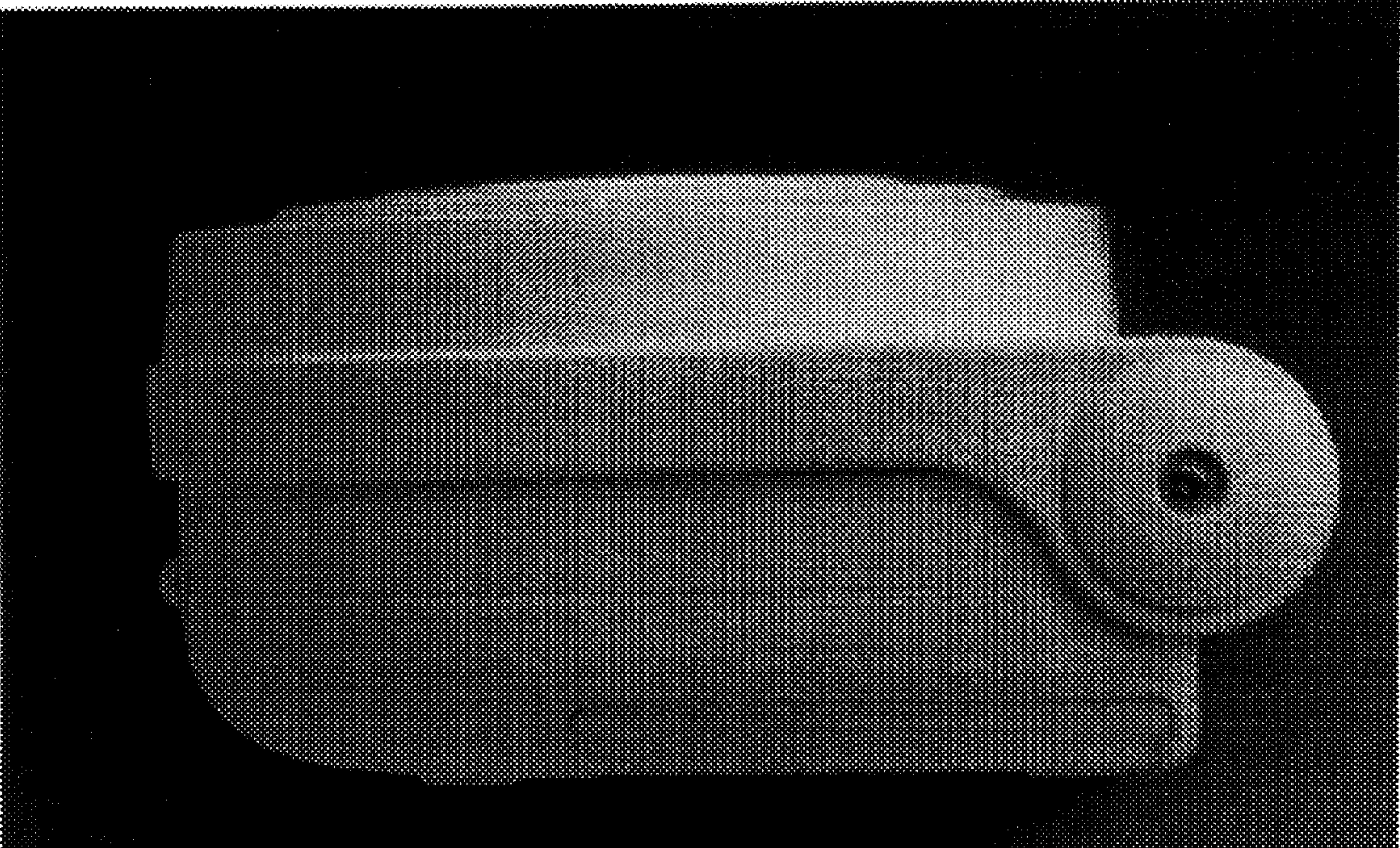


FIG. 7




FIG. 8




FIG. 9




FIG. 10

