



US00D387135S

United States Patent [19]
Donahue et al.

[11] **Patent Number:** **Des. 387,135**
[45] **Date of Patent:** ****Dec. 2, 1997**

- [54] **FAUCET HANDLE**
- [75] **Inventors:** **Mark E. Donahue**, Richmond Heights;
Carolyn J. Duffield, Elyria; **Vance M. Johnson**, Amherst; **James J. McElroy**, Westlake; **Nagib Nasr**, Parma Heights, all of Ohio
- [73] **Assignee:** **Moen Incorporated**, North Olmsted, Ohio
- [**] **Term:** **14 Years**
- [21] **Appl. No.:** **63,516**
- [22] **Filed:** **Dec. 9, 1996**
- [51] **LOC (6) Cl.** **23-01**
- [52] **U.S. Cl.** **D23/250**
- [58] **Field of Search** **D23/238-243, D23/250-257; 4/675-678; 137/801; 16/110 R, 118, 121, 123, 125**

- D. 223,913 6/1972 Diemann D23/252
- D. 297,357 8/1988 Spangler D23/252
- D. 326,139 5/1992 Ragonot D23/252

Primary Examiner—Louis S. Zarfes
Assistant Examiner—Eric Watterson
Attorney, Agent, or Firm—Dorn, McEachran, Jambor & Keating

[57] **CLAIM**

The ornamental design for a faucet handle, as shown and described.

DESCRIPTION

- FIG. 1 is a front perspective view of a faucet handle showing our new design;
- FIG. 2 is a front view thereof;
- FIG. 3 is a top view thereof;
- FIG. 4 is a left side view thereof, the right side view being a mirror image of the left side view; and,
- FIG. 5 is a rear view thereof.

[56] **References Cited**

U.S. PATENT DOCUMENTS

- D. 221,431 8/1971 Petterson D23/252

1 Claim, 1 Drawing Sheet




FIG. 1.




FIG. 2.

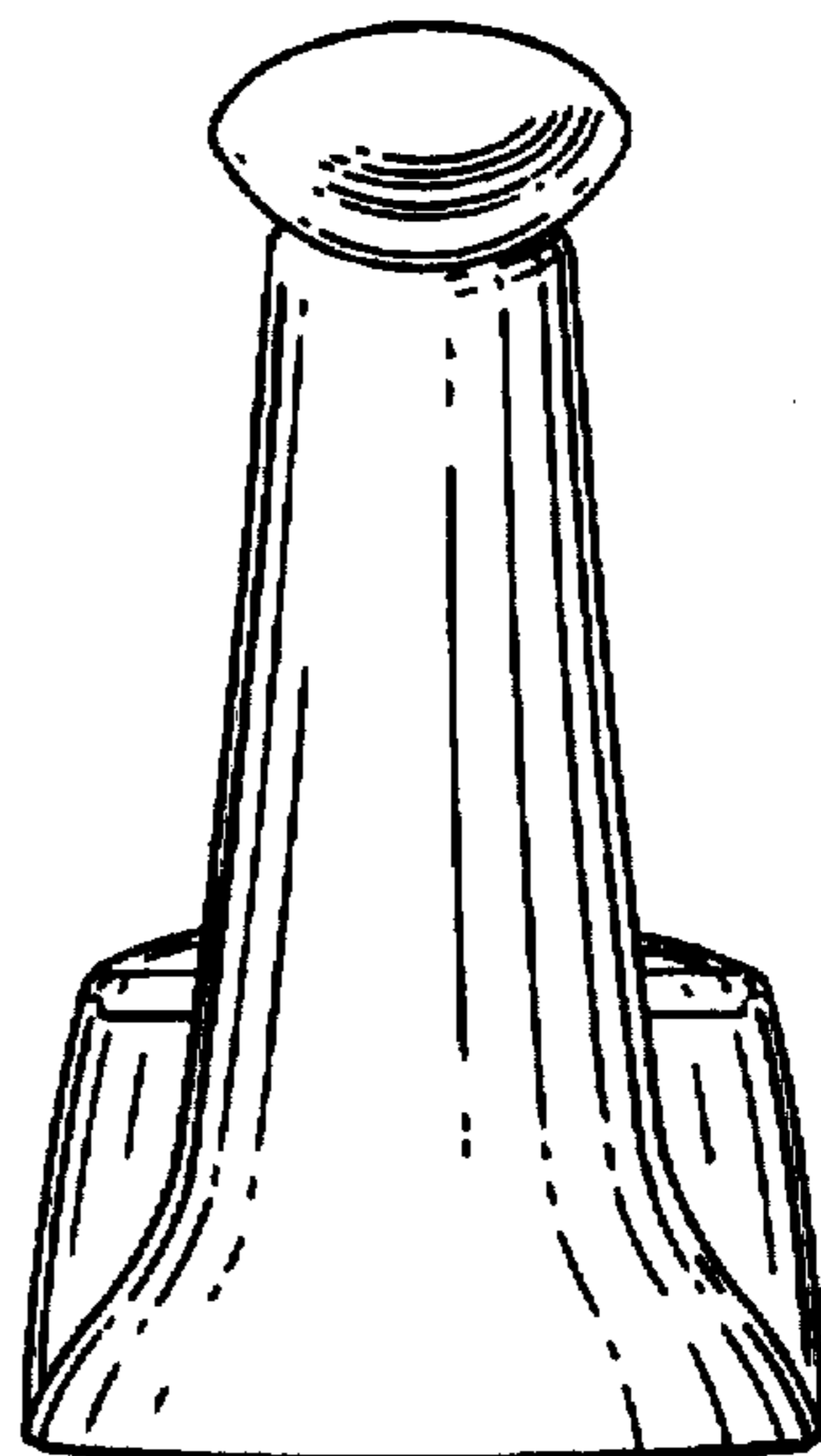


FIG. 3.

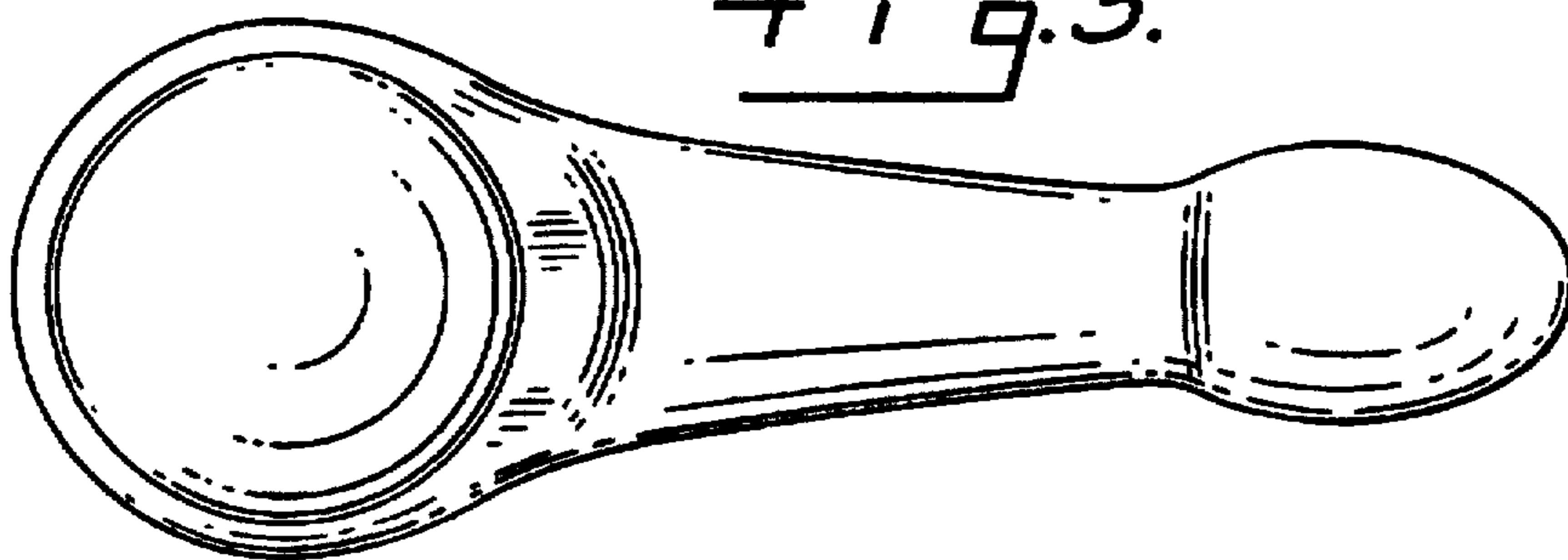


FIG. 4.

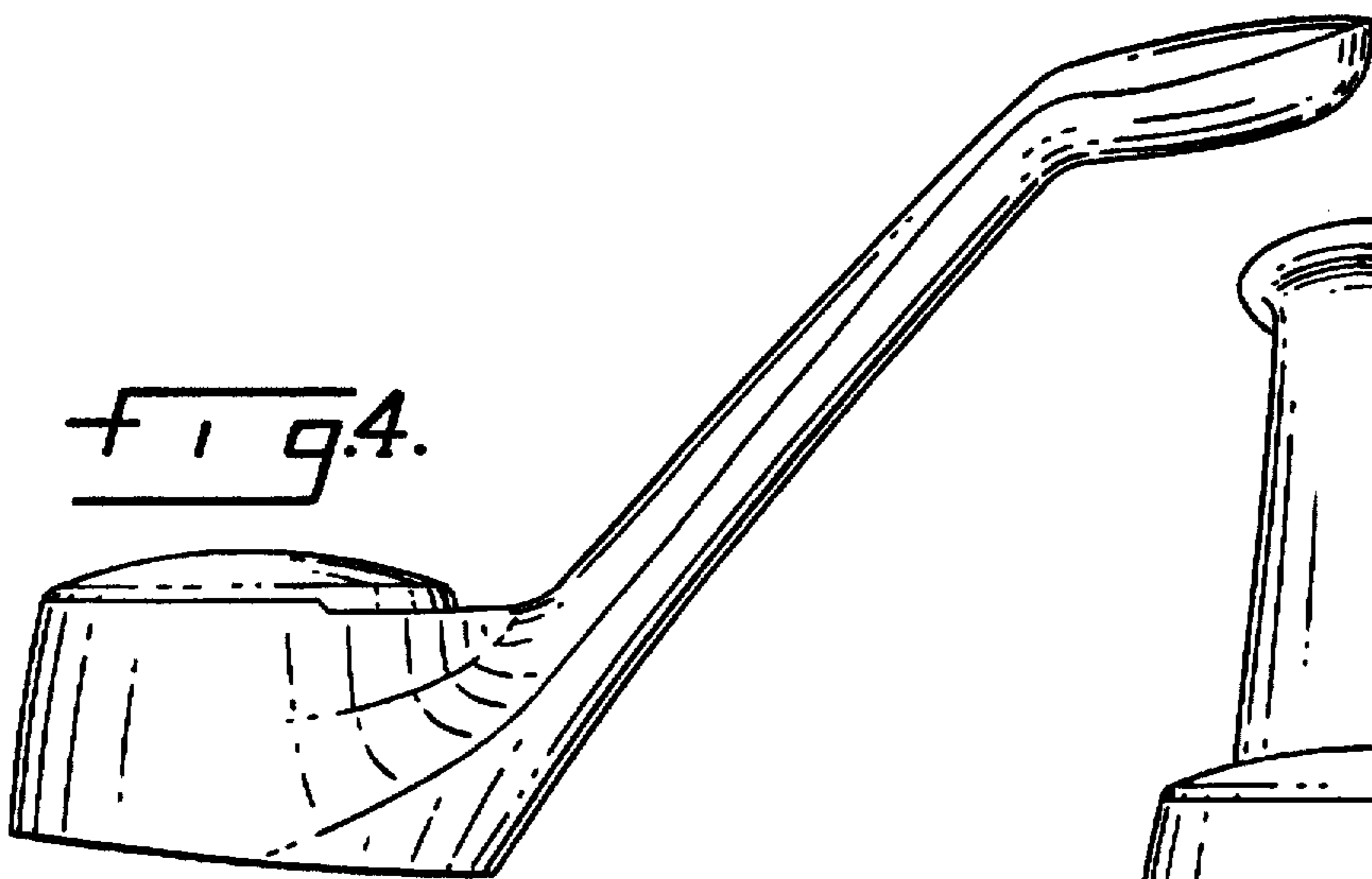


FIG. 5.

