



US00D387134S

# United States Patent [19]

Donahue et al.

[11] Patent Number: **Des. 387,134**

[45] Date of Patent: **\*\*Dec. 2, 1997**

[54] **FAUCET HANDLE**

[75] Inventors: **Mark E. Donahue**, Richmond Heights; **Carolyn J. Duffield**, Elyria; **Vance M. Johnson**, Amherst; **James J. McElroy**, Westlake; **Nagib Nasr**, Parma Heights, all of Ohio

[73] Assignee: **Moen Incorporated**, North Olmsted, Ohio

[\*\*] Term: **14 Years**

[21] Appl. No.: **63,515**

[22] Filed: **Dec. 9, 1996**

[51] LOC (6) Cl. .... **23-01**

[52] U.S. Cl. .... **D23/250**

[58] Field of Search ..... D23/238-243, D23/250-254; 4/675-678; 16/110 R. 118, 121, 123, 125

[56] **References Cited**

**U.S. PATENT DOCUMENTS**

D. 221,451 8/1971 Petterson ..... D23/252

D. 223,913 6/1972 Niemann ..... D23/252  
D. 297,357 8/1988 Spangler ..... D23/252  
D. 326,139 5/1992 Ragonot ..... D23/252

*Primary Examiner*—Louis S. Zarfes  
*Assistant Examiner*—Eric Watterson  
*Attorney, Agent, or Firm*—Dorn, McEachran, Jambor & Keating

[57] **CLAIM**

The ornamental design for a faucet handle, as shown and described.

**DESCRIPTION**

FIG. 1 is a front perspective view of a faucet handle showing our new design;  
FIG. 2 is a front view thereof;  
FIG. 3 is a top view thereof;  
FIG. 4 is a left side view thereof, the right side being a mirror image of the left side; and,  
FIG. 5 is a rear view thereof.

**1 Claim, 1 Drawing Sheet**




FIG. 1.




FIG. 2.

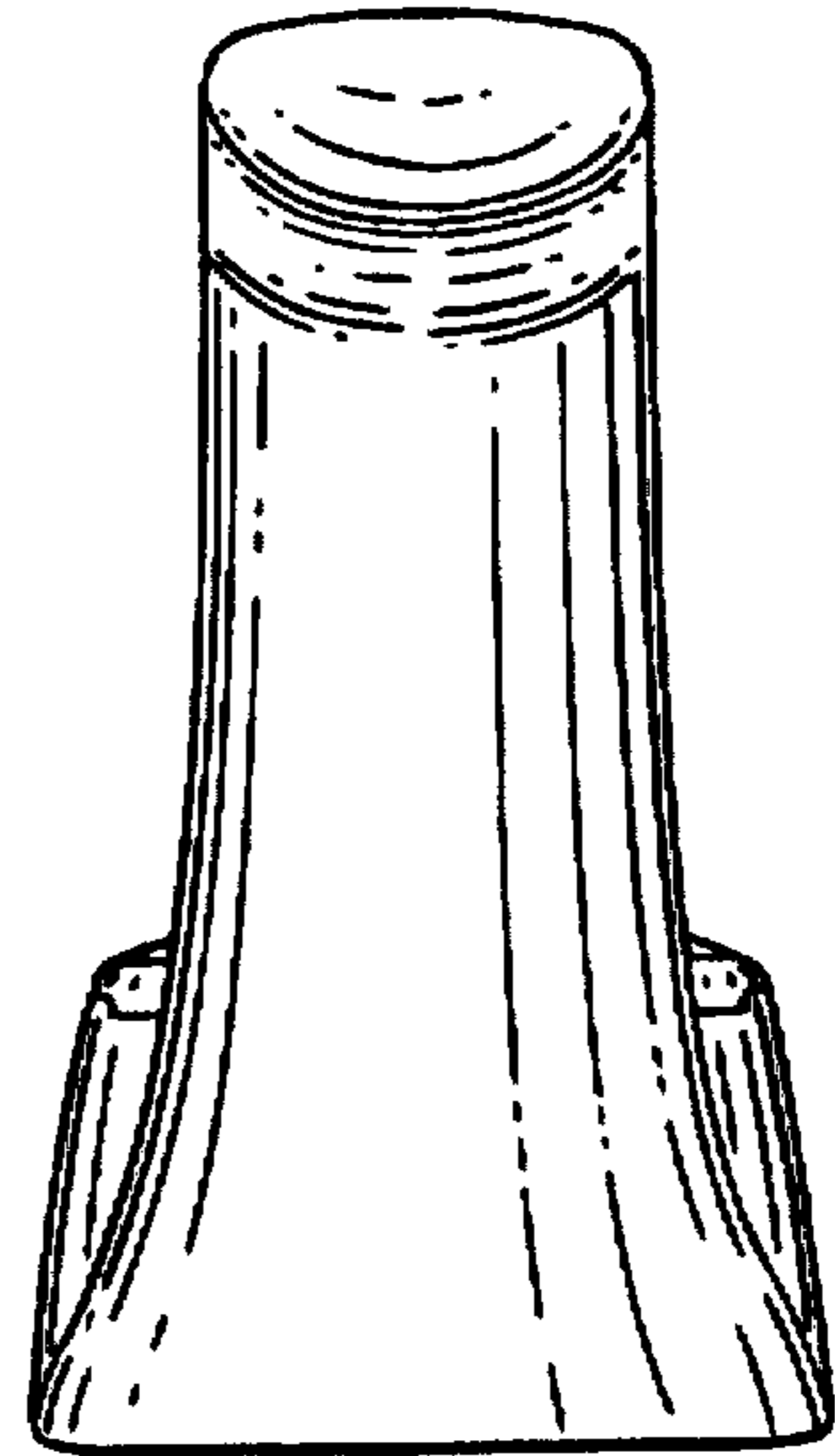


FIG. 3.

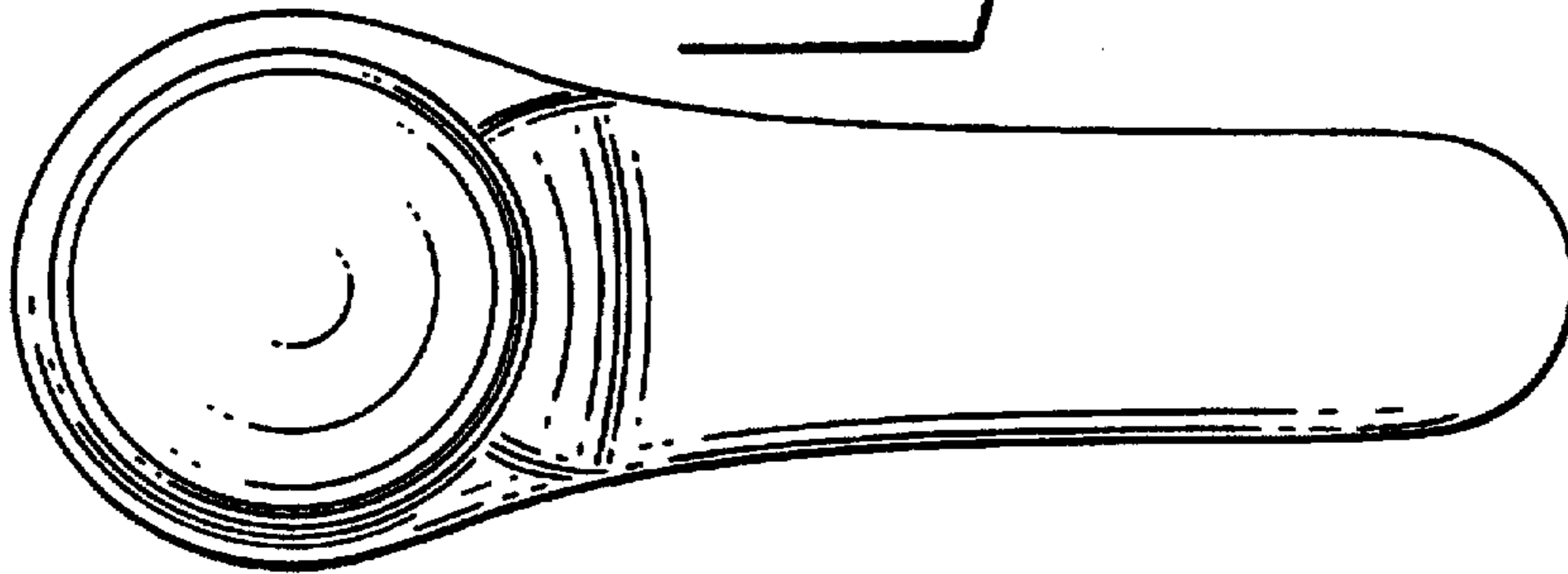


FIG. 4.


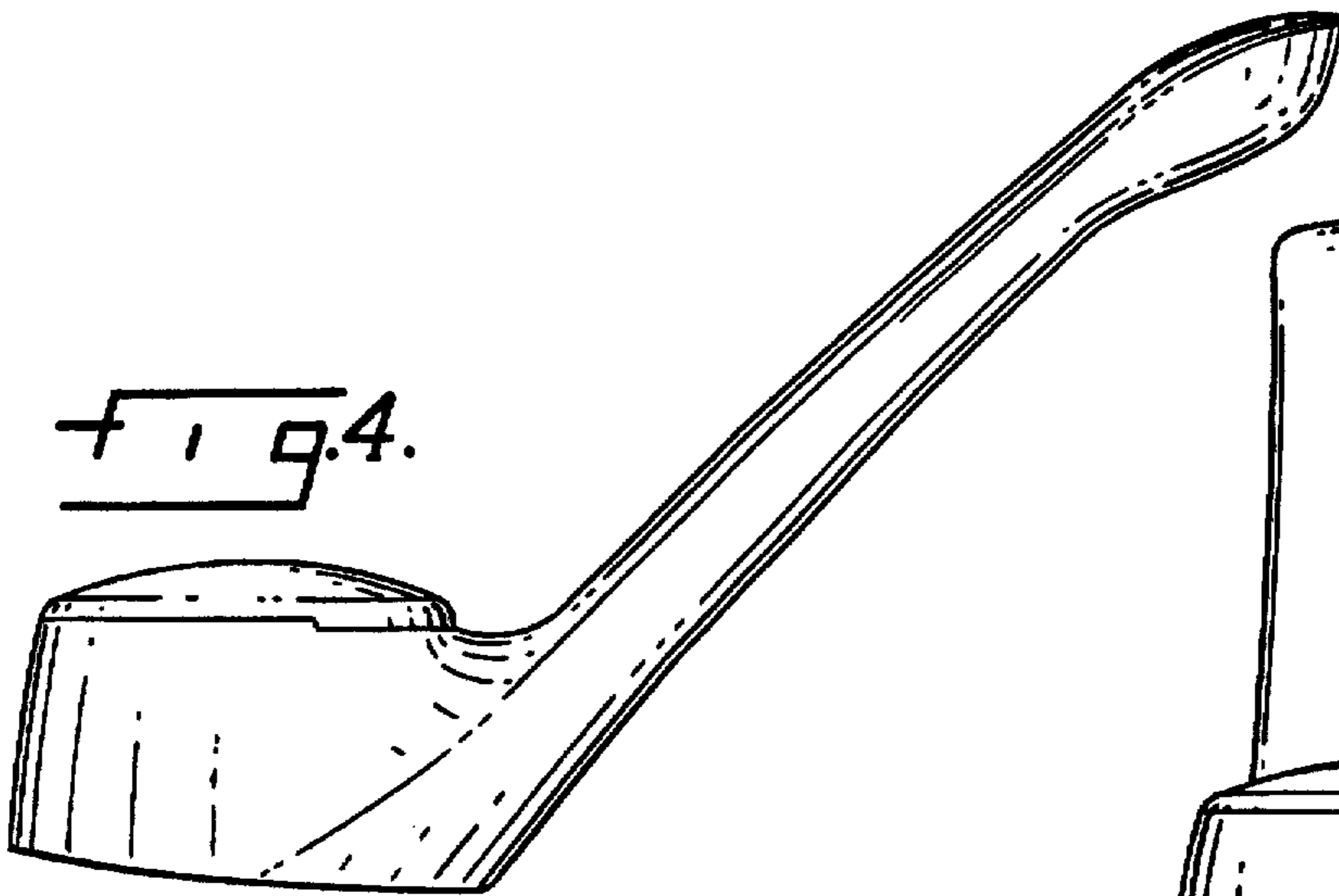


FIG. 5.