



US00D387121S

United States Patent [19]
Davignon, II

[11] **Patent Number:** **Des. 387,121**
[45] **Date of Patent:** ****Dec. 2, 1997**

[54] **RECREATIONAL SWING SEAT**
[76] **Inventor:** **Robert W. Davignon, II**, 67 Deanville Rd., Attleboro, Mass. 02703

D. 274,286 6/1984 Budde D21/246
D. 274,347 6/1984 Budde D21/246
3,130,969 4/1964 Groth D21/246 X
5,413,298 5/1995 Perreault 472/118 X

[**] **Term:** **14 Years**

Primary Examiner—Raphael Barkai
Assistant Examiner—Mitchell I. Siegel
Attorney, Agent, or Firm—John A. Haug

[21] **Appl. No.:** **62,268**

[22] **Filed:** **Nov. 12, 1996**

[57] **CLAIM**

[51] **LOC (6) Cl.** **21-03**

The ornamental design for a recreational swing seat, as shown.

[52] **U.S. Cl.** **D21/246**

[58] **Field of Search** D21/240–246;
472/118, 125

DESCRIPTION

[56] **References Cited**

FIG. 1 is a top plan view of a recreational swing seat showing my design;

U.S. PATENT DOCUMENTS

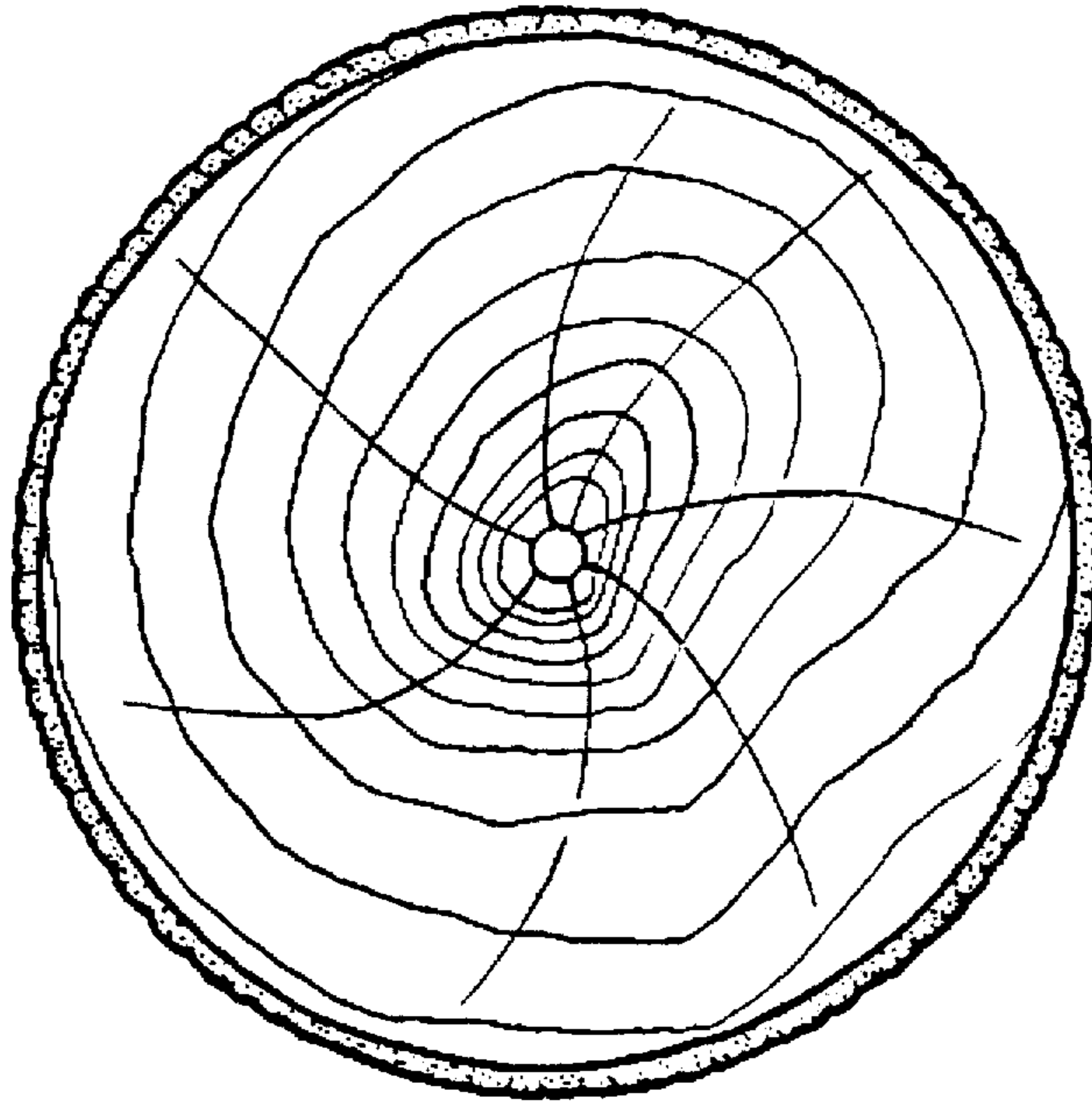
FIG. 2 is a front elevational view thereof;

D. 215,105 9/1969 Cohn D21/246
D. 272,260 1/1984 Budde D21/246
D. 273,967 5/1984 Budde D21/246
D. 274,285 6/1984 Budde D21/246

FIG. 3 is a bottom view thereof; and,

FIG. 4 is a rear elevational view thereof.

1 Claim, 1 Drawing Sheet



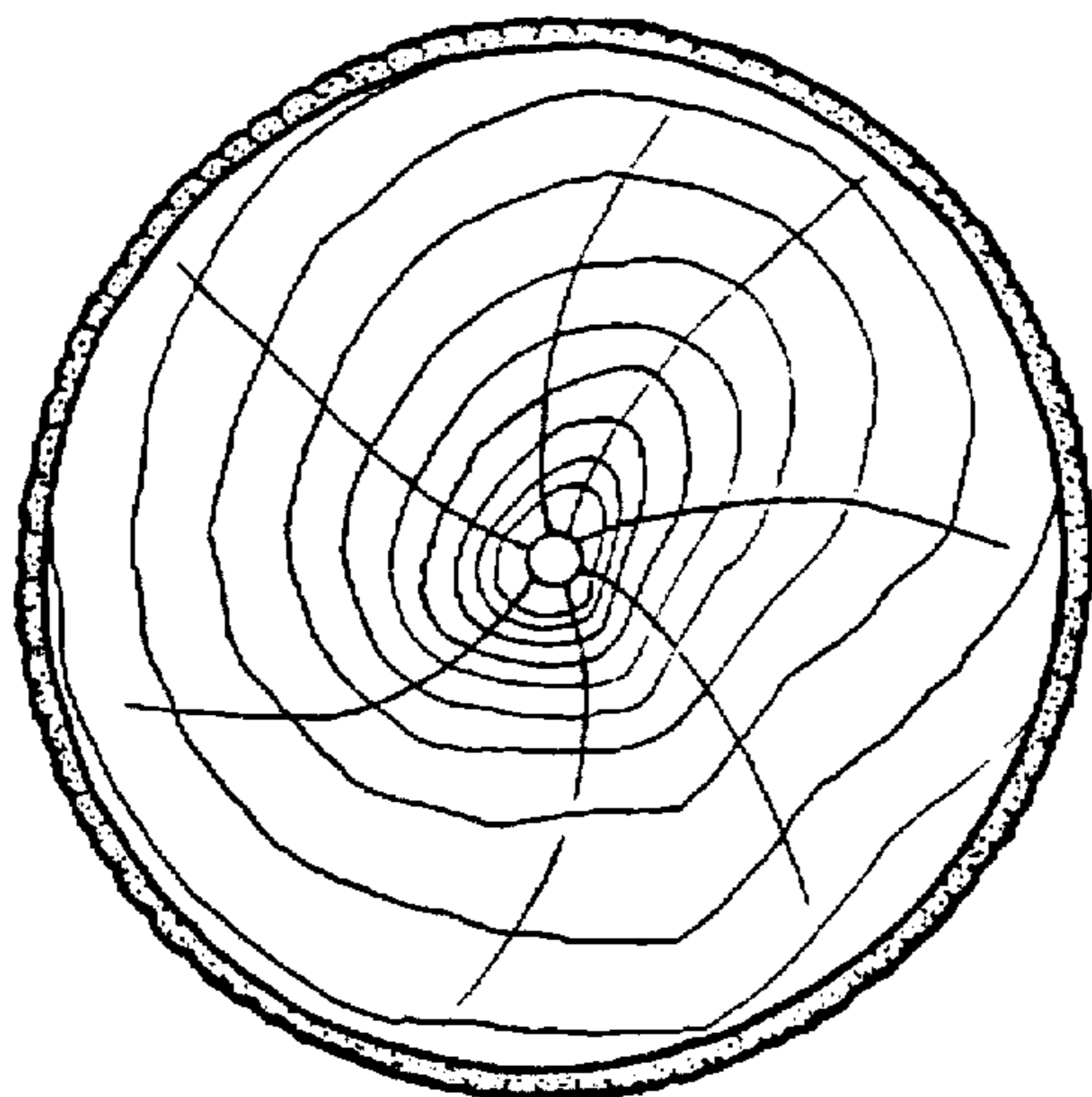


FIG. 1



FIG. 2

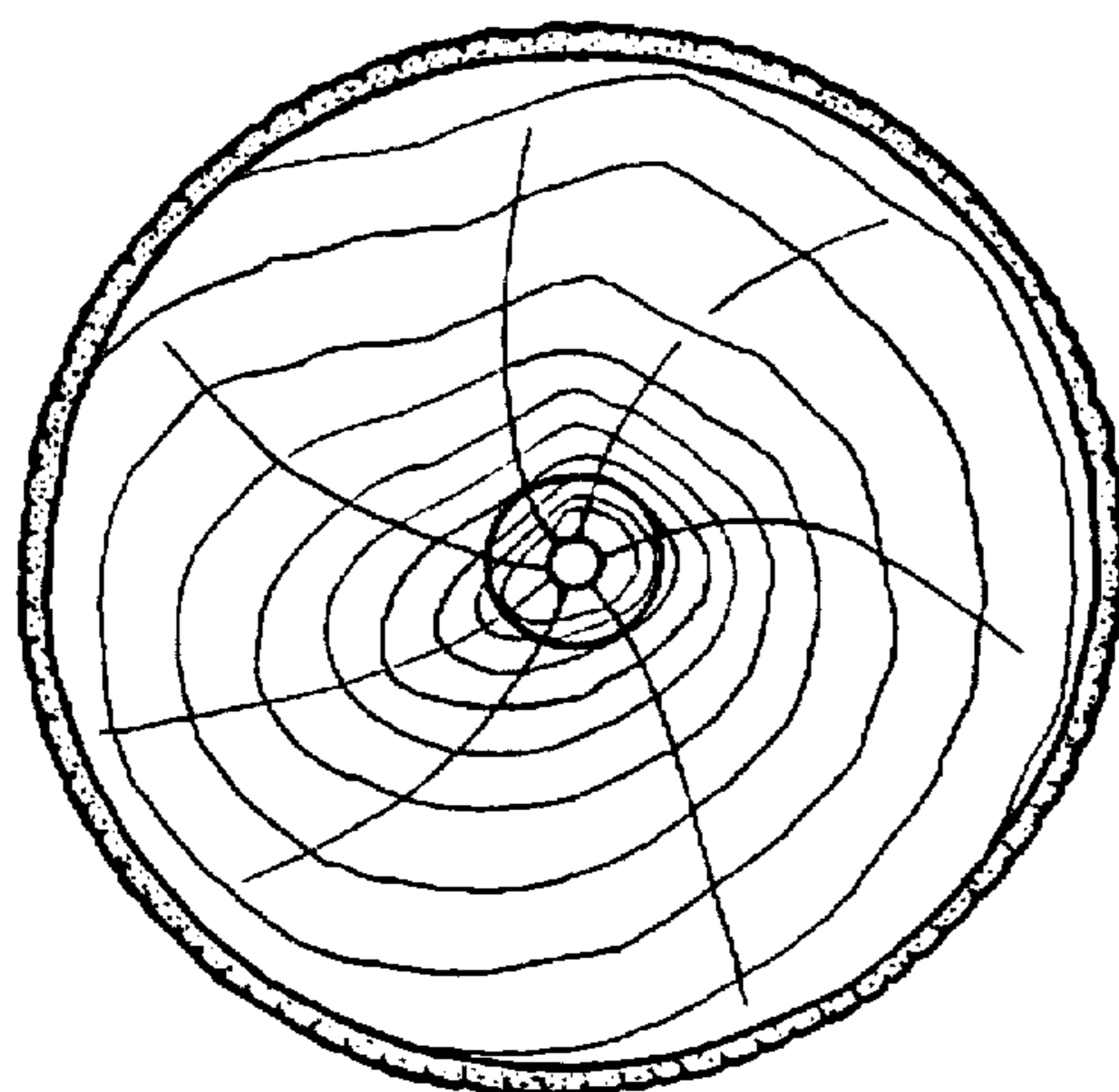


FIG. 3



FIG. 4