



US00D387109S

United States Patent [19]

[11] Patent Number: **Des. 387,109**

Winans

[45] Date of Patent: ****Dec. 2, 1997**

[54] **STEP WEIGHT**

[76] Inventor: **Louis A. Winans**, 4 Hillside Ct. #2,
Endicott, N.Y. 13760

[**] Term: **14 Years**

[21] Appl. No.: **32,969**

[22] Filed: **Jan. 3, 1995**

[51] LOC (6) Cl. **21-02**

[52] U.S. Cl. **D21/196; D23/113**

[58] Field of Search D21/191, 196,
D21/197, 198, 195; D25/113; D6/601; D20/43,
44; 482/92, 93, 101, 104, 106, 148

[56] **References Cited**

U.S. PATENT DOCUMENTS

D. 126,857	4/1941	Rothmann	D25/113
D. 202,759	11/1965	Fisher	D20/44
D. 260,796	9/1981	Uyeda	D21/196
D. 299,069	12/1988	Risi et al.	D25/113
D. 308,786	6/1990	Draskovic	D6/601
D. 321,562	11/1991	Ljungvall	D6/601
4,124,961	11/1978	Habegger	D25/113

FOREIGN PATENT DOCUMENTS

1570519	6/1969	France	D25/113
2508510	12/1982	France	D25/113

OTHER PUBLICATIONS

Sweets Catalog, Anchor Ad, 1993, Bond Beam.
Dahlstrom Catalog 12, 1969, p. 22, Miscellaneous Channel
circled in red.
Eagle Urethane Belting Catalog, 1983, p. 2.
Lukenweld Catalog, 1964, p. 3, top right corner.

Primary Examiner—Philip S. Hyder
Attorney, Agent, or Firm—Salzman & Levy

[57] **CLAIM**

The ornamental design for a step weight, as shown and described.

DESCRIPTION

FIG. 1 is a front elevational view of the step weight;
FIG. 2 is a side elevational view of the step weight;
FIG. 3 is a bottom plan view of the step weight;
FIG. 4 is a top plan view of the step weight; and,
FIG. 5 is a perspective view of the step weight.

1 Claim, 1 Drawing Sheet



FIG. 1




FIG. 2

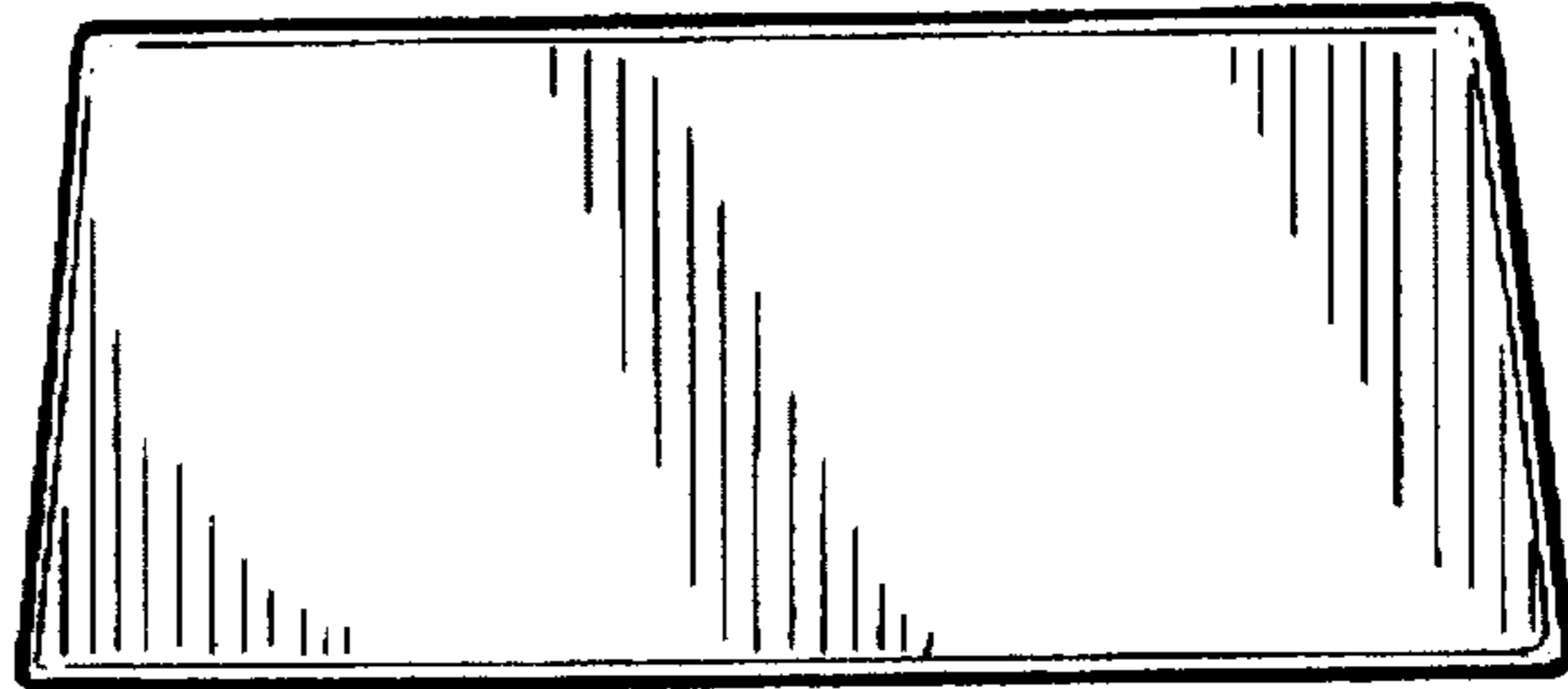


FIG. 4

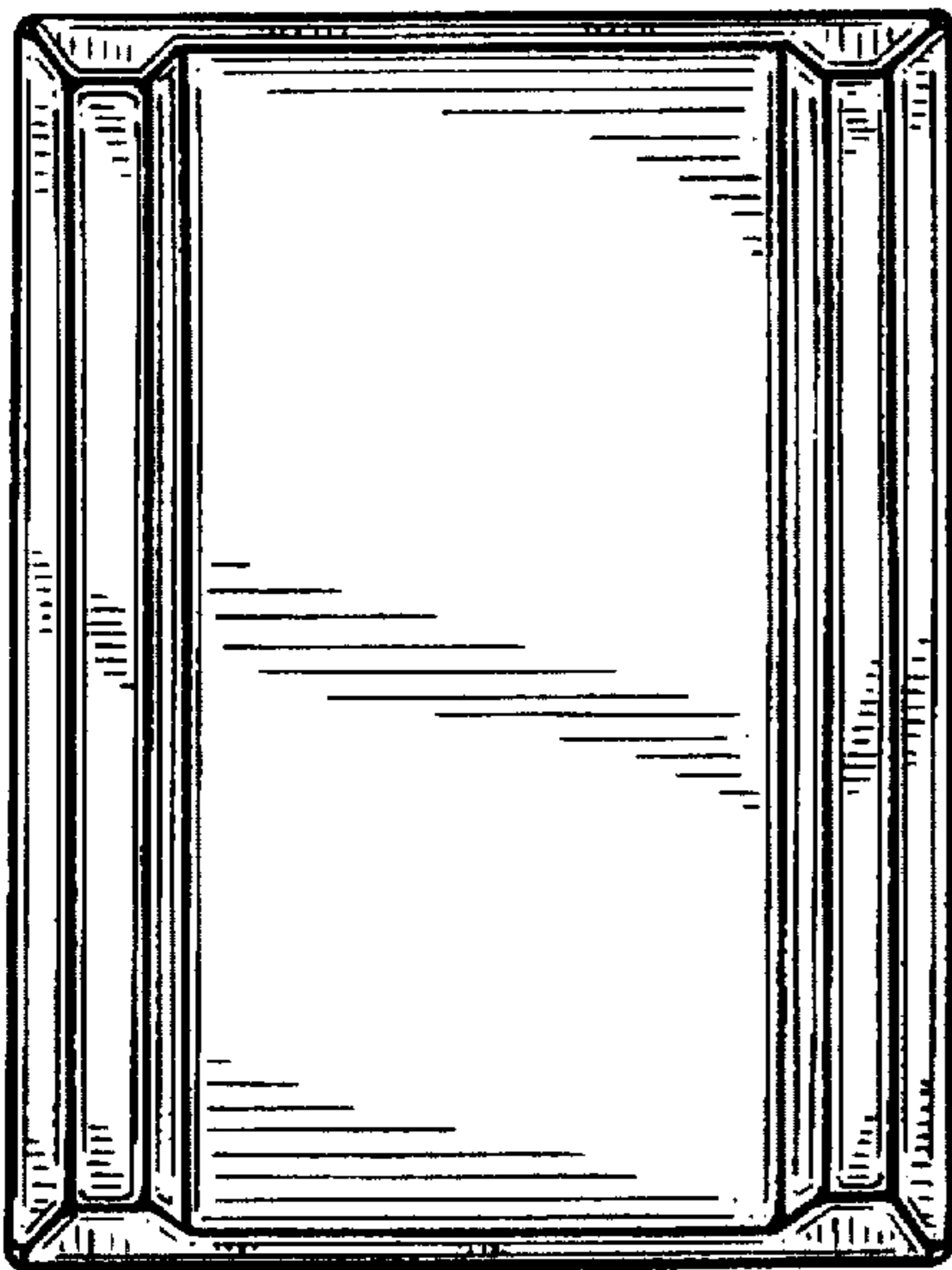


FIG. 3




FIG. 5

