



US00D387090S

**United States Patent** [19]  
**Mah**

[11] **Patent Number: Des. 387,090**

[45] **Date of Patent: \*\*Dec. 2, 1997**

[54] **ELECTRONIC TEACHING KEYBOARD HOUSING**

D. 363,085 10/1995 Cameron ..... D19/60  
D. 363,511 10/1995 Hui ..... D19/60

[75] **Inventor: Kenny Hay Mah, Hong Kong, Hong Kong**

[73] **Assignee: Vtechsoft Holdings Limited, Hong Kong, Hong Kong**

[\*\*] **Term: 14 Years**

[21] **Appl. No.: 33,591**

[22] **Filed: Jan. 17, 1995**

[51] **LOC (6) Cl. .... 19-07**

[52] **U.S. Cl. .... D19/60; D21/13; D14/100**

[58] **Field of Search .... D19/60, 59, 62; D14/106, 115; D21/13, 64; 434/169, 185, 201, 307 R, 308**

[56] **References Cited**

**U.S. PATENT DOCUMENTS**

D. 338,045 8/1993 Rosen ..... D21/13  
D. 345,377 3/1994 Poon ..... D19/60  
D. 350,373 9/1994 Chou et al. .... D19/604

**OTHER PUBLICATIONS**

ABC School Supplies, 1994. p.320. Element 359-17341.

*Primary Examiner*—Susan J. Lucas

*Assistant Examiner*—Pamela Burgess

*Attorney, Agent, or Firm*—Dick and Harris

[57] **CLAIM**


The ornamental design for an electronic teaching keyboard housing, as shown and described.

**DESCRIPTION**

FIG. 1 is top, front, right perspective view of the electronic teaching keyboard housing, showing my new design; FIG. 2 is top plan view of the design according to FIG. 1; FIG. 3 is a bottom view thereof; FIG. 4 is a left side elevation thereof; FIG. 5 is a rear elevation thereof; FIG. 6 is a right side elevation thereof; and, FIG. 7 is a front elevation thereof.

The broken lines shown are for illustrative purposes only and form no part of the claimed design.

**1 Claim, 7 Drawing Sheets**



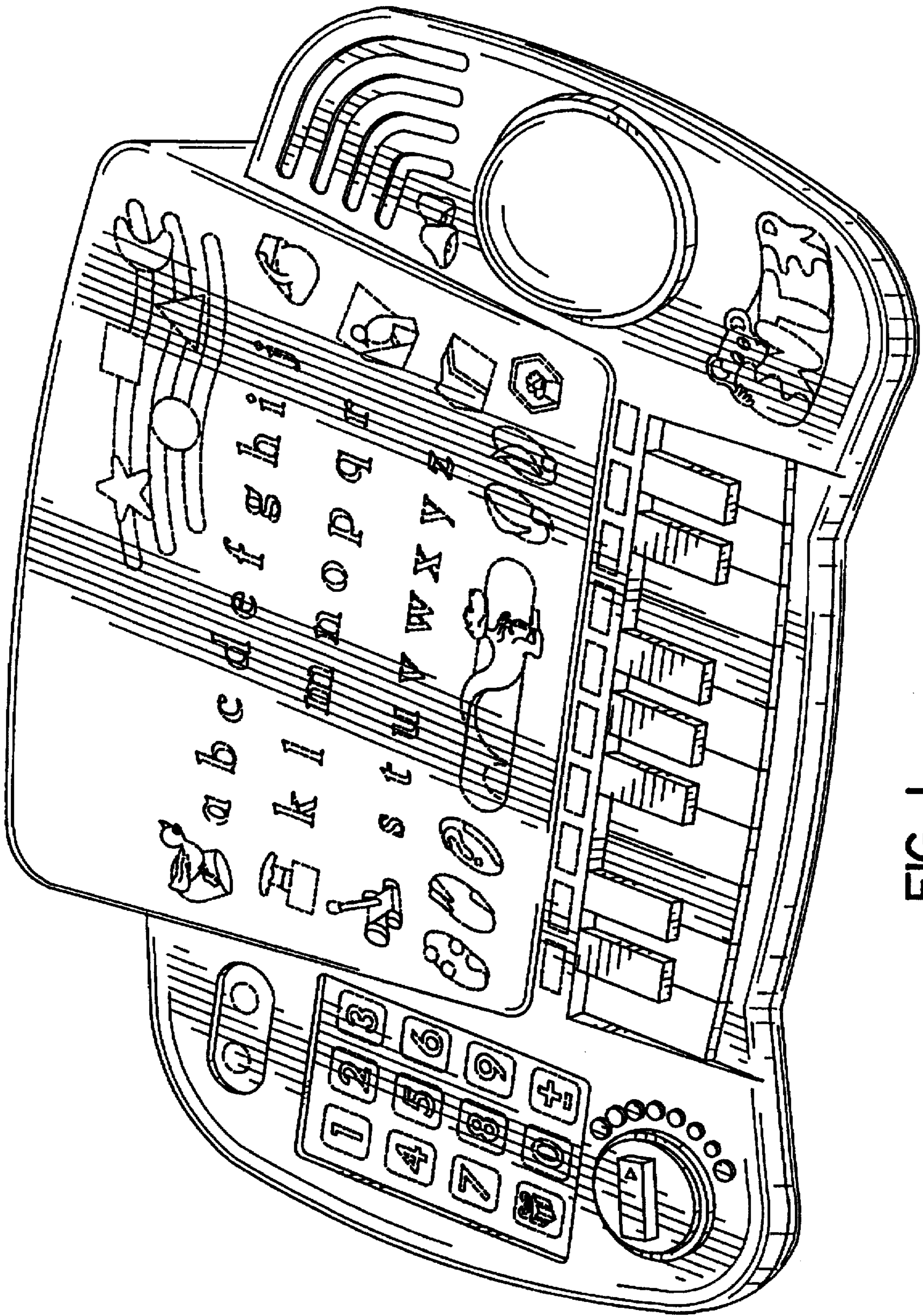


FIG. 1

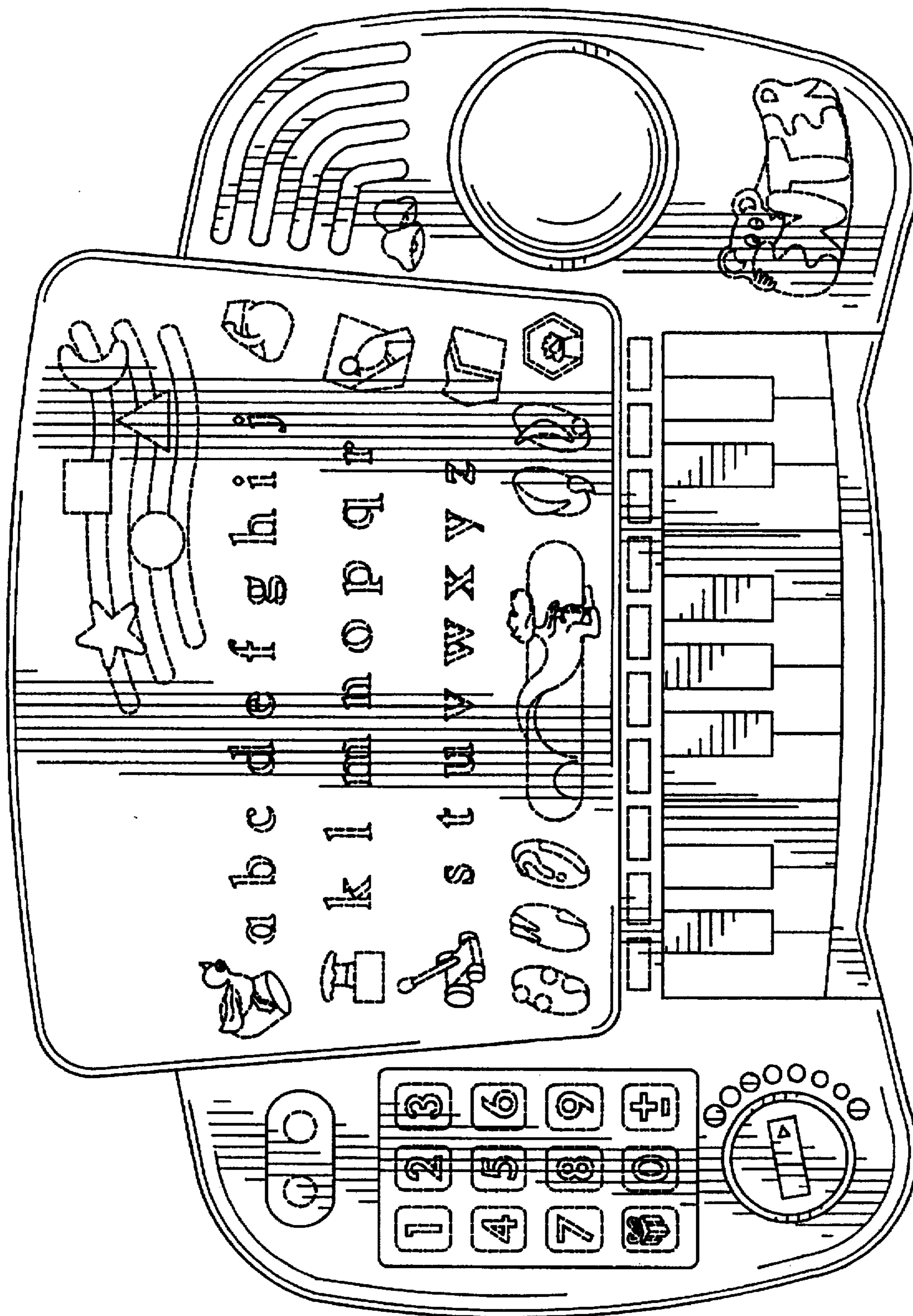


FIG. 2

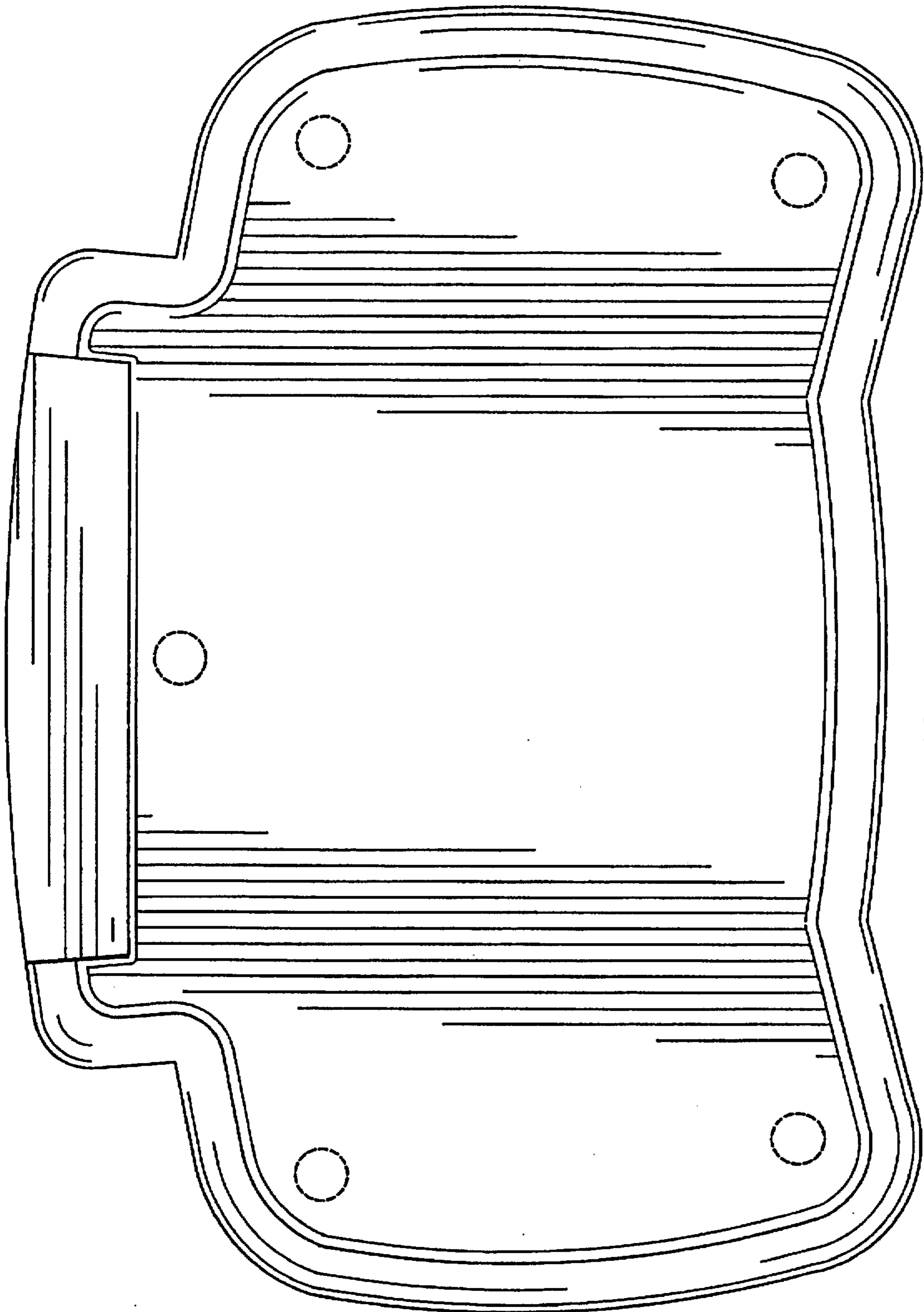


FIG. 3

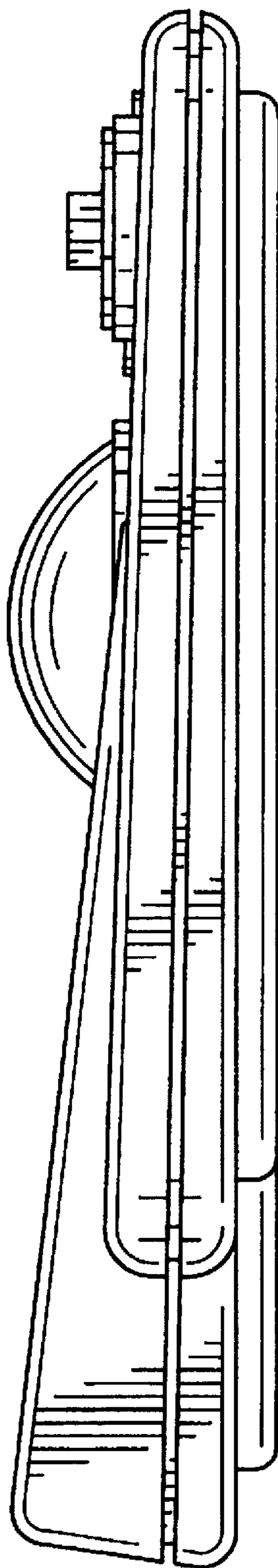


FIG. 4

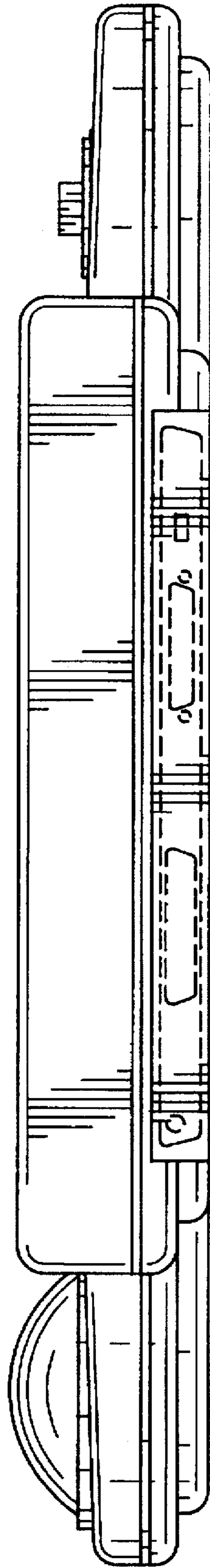


FIG. 5

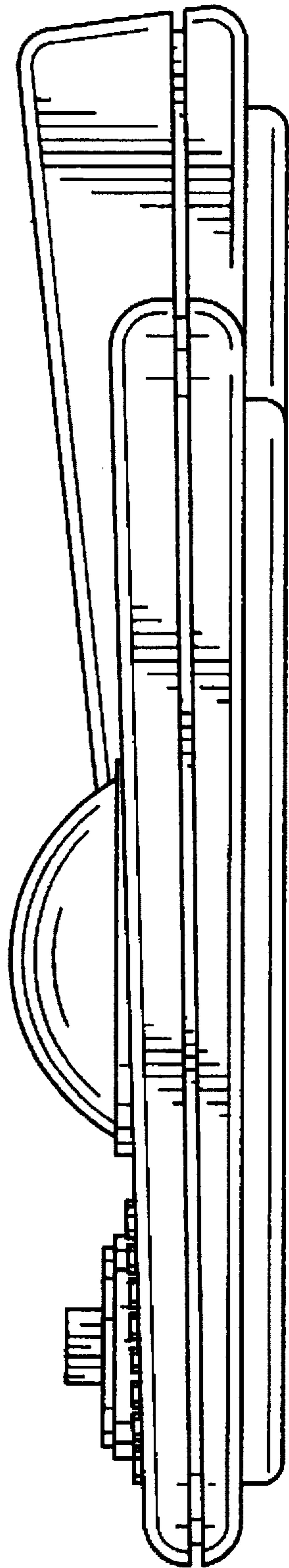


FIG. 6

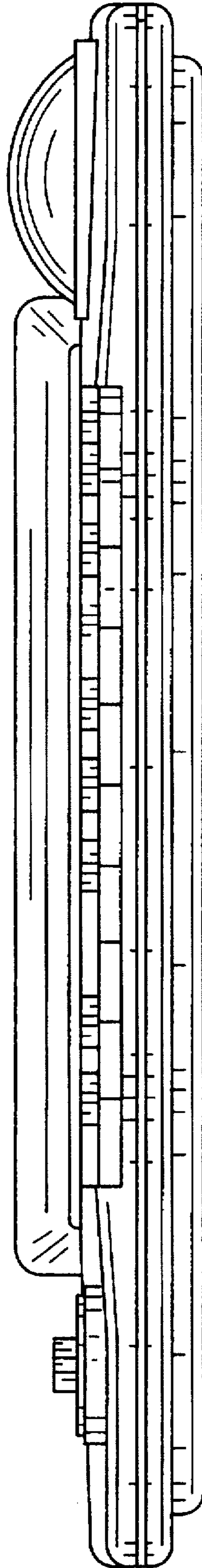


FIG. 7