

US00D387088S

United States Patent [19]
Tseng

[11] **Patent Number:** **Des. 387,088**
[45] **Date of Patent:** ****Dec. 2, 1997**

[54] **BALLPOINT PEN**
[75] **Inventor:** **Yu-chin Tseng**, South El Monte, Calif.
[73] **Assignee:** **Sunmex Import Corporation**, South El Monte, Calif.
[**] **Term:** **14 Years**

D. 271,115 10/1983 Luntz D19/56 X
D. 277,682 2/1985 Luntz D19/47
D. 280,420 9/1985 Verhaegue D19/48
D. 323,852 2/1992 Gomez D19/51 X
D. 330,725 11/1992 Samuel D19/50

Primary Examiner—Martie Thompson
Attorney, Agent, or Firm—Klima & Hopkins, P.C.

[21] **Appl. No.:** **60,924**
[22] **Filed:** **Oct. 10, 1996**

[57] **CLAIM**

The ornamental design for a ballpoint pen, as shown and described.

[51] **LOC (6) Cl.** **19-06**
[52] **U.S. Cl.** **D19/47; D19/48; D19/51; D19/56**
[58] **Field of Search** **D19/35, 36, 41-51, D19/53-58, 81-85; 401/6, 7, 88, 99, 100, 209**

DESCRIPTION

FIG. 1 is a left front perspective view of a ballpoint pen showing my new design;
FIG. 2 is a rear elevational view;
FIG. 3 is a side elevational view;
FIG. 4 is a front elevational view;
FIG. 5 is a top plan view; and,
FIG. 6 is a bottom plan view thereof.

[56] **References Cited**
U.S. PATENT DOCUMENTS
D. 240,525 7/1976 Defores D19/47

1 Claim, 1 Drawing Sheet

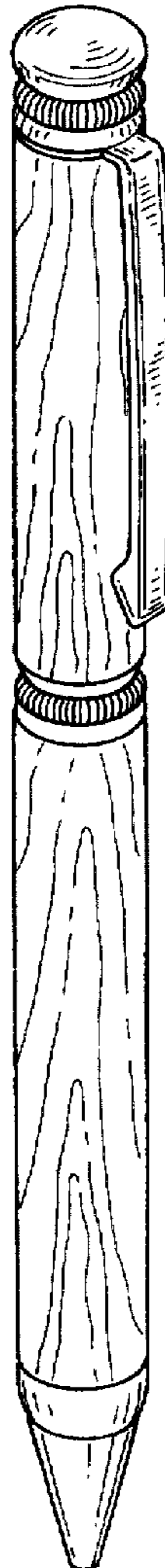


FIG. 1

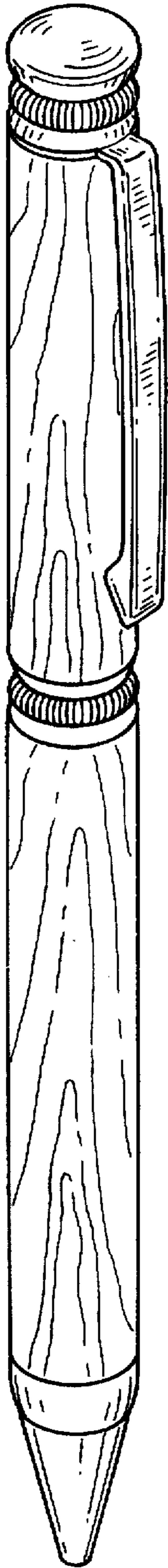


FIG. 2




FIG. 3




FIG. 4

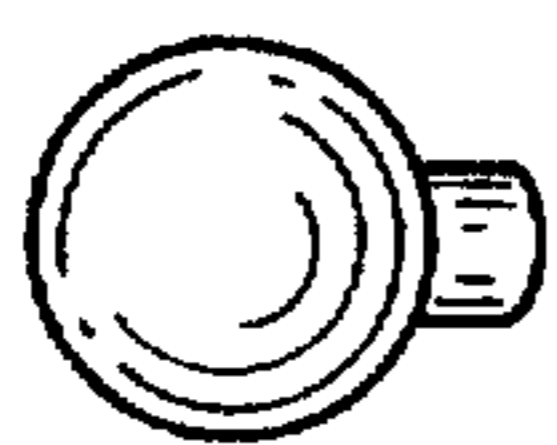



FIG. 5

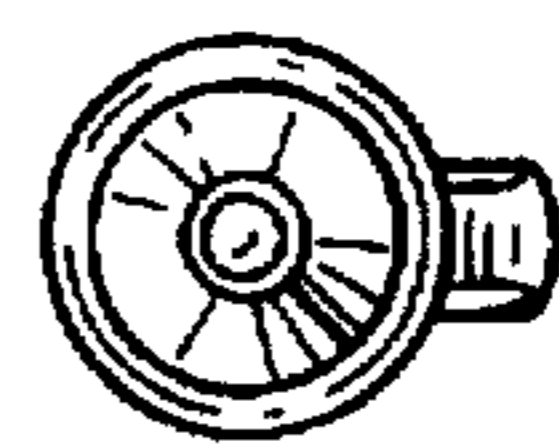


FIG. 6