



US00D387045S

# United States Patent [19]

Yamamoto et al.

[11] Patent Number: **Des. 387,045**

[45] Date of Patent: **\*\*Dec. 2, 1997**

[54] **PORTION OF A SCREEN OF A PROGRAMMED COMPUTER SYSTEM OR PROGRAMMED FACSIMILE MACHINE**

[75] Inventors: **Toshio Yamamoto, Yokohamashi; Kyoko Sekine, Urawa; Nozomi Sawada, Atsugi, all of Japan**

[73] Assignee: **Ricoh Company, Ltd., Tokyo, Japan**

[\*\*] Term: **14 Years**

[21] Appl. No.: **8,003**

[22] Filed: **May 10, 1993**

### Related U.S. Application Data

[63] Continuation-in-part of Ser. No. 434,108, Nov. 13, 1989, abandoned.

[51] **LOC (6) Cl. .... 14-99**

[52] **U.S. Cl. .... D14/114.3**

[58] **Field of Search .... D14/114; D18/24, D18/27; D21/13, 14, 24; D10/11; D19/6, 20, 24; D11/95, 99, 104, 132, 133, 165, 172; 395/155, 157, 159**

### [56] References Cited

#### U.S. PATENT DOCUMENTS

- D. 286,029 10/1986 Graumann .
- D. 295,635 5/1988 Wells-Papanek et al. .... D18/27
- D. 295,763 5/1988 Wells-Papanek et al. .
- D. 295,764 5/1988 Wells-Papanek et al. .
- D. 341,848 11/1993 Bigelow et al. .
- 5,140,677 8/1992 Fleming et al. .... 395/159

### OTHER PUBLICATIONS

"Hypercard Users Guide" copyright 1988 Apple Software p. 199.

"Mastering WordPerfect 5.1 for Windows" copyright 1992 Cybex Corp. p. 280.

"Mastering WordPerfect 5.1 for Windows" copyright 1992 Cybex Corp. p. 1066.

"Ragtime 2" Software Manual copyright 1987 back cover.

*Primary Examiner*—Brian N. Vinson

*Attorney, Agent, or Firm*—Dickstein Shapiro Morin & Oshinsky, LLP

### [57] CLAIM

The ornamental design for a portion of a screen of a programmed computer system or programmed facsimile machine, as shown and described.

### DESCRIPTION

FIG. 1 is a front elevational view of a portion of a screen of a programmed computer system or a programmed facsimile machine showing a first embodiment of our new design;



FIG. 2 is a front elevational view of a second embodiment thereof;

FIG. 3 is a front elevational view of a third embodiment thereof; and,

FIG. 4 is a front elevational view of a fourth embodiment thereof.

The broken-line disclosure of the unclaimed edge of the screen portion is for illustrative purposes only and forms no part of the claimed design.

**1 Claim, 2 Drawing Sheets**






FIG. 1




FIG. 2




FIG. 3




FIG. 4