



US00D387035S

# United States Patent [19]

[11] Patent Number: **Des. 387,035**

Hartel et al.

[45] Date of Patent: **\*\*Dec. 2, 1997**

[54] **SWITCHGEAR CABINET**

3,247,312	4/1966	Alessi .....	D13/184 X
4,771,908	9/1988	McIntosh .....	361/724 X
5,292,189	3/1994	Lau et al. ....	361/724 X

[75] Inventors: **Marc Hartel**, Reiskirchen; **Jürgen Zachrai**, Dillenburg; **Horst Besserer**, Herborn, all of Germany

**FOREIGN PATENT DOCUMENTS**

[73] Assignee: **Rittal-Werk Rudolf Loh GmbH & Co. KG**, Germany

2302988	8/1973	Germany .....	D13/184
404157794	5/1992	Japan .....	361/724

[\*\*] Term: **14 Years**

**OTHER PUBLICATIONS**

[21] Appl. No.: **55,670**

Equipment cabinets on p. 10.02 od Schroff catalog Mar. 1990.

[22] Filed: **Jun. 10, 1996**

*Primary Examiner*—Joel Sincavage  
*Attorney, Agent, or Firm*—Speckman, Pauley & Fejer

**Related U.S. Application Data**

[62] Division of Ser. No. 38,962, May 5, 1995.

[57] **CLAIM**

[30] **Foreign Application Priority Data**

Nov. 8, 1994 [DE] Germany ..... 94 08 630.3

The ornamental design for a switchgear cabinet, as shown.

[51] **LOC (6) Cl.** ..... **13-03**

[52] **U.S. Cl.** ..... **D13/184**

[58] **Field of Search** ..... D13/184; D14/102.  
D14/240; D6/429; 361/724, 641, 679; 220/3.3,  
4.02; 312/204, 216, 223.1, 223.2

**DESCRIPTION**


FIG. 1 is a perspective view of a switchgear cabinet, according to one preferred embodiment of this invention; FIG. 2 is a front view of the switchgear cabinet, as shown in FIG. 1; FIG. 3 is a rear view of the switchgear cabinet, as shown in FIG. 1; FIG. 4 is a side view, which is the same as the opposite side view, of the switchgear cabinet, as shown in FIG. 1; FIG. 5 is a top view of the switchgear cabinet, as shown in FIG. 1; and, FIG. 6 is a bottom view of the switchgear cabinet, as shown in FIG. 1.

[56] **References Cited**

**U.S. PATENT DOCUMENTS**

D. 293,317	12/1987	Umezu et al. ....	D14/102 X
D. 293,791	1/1988	Heldenbrand et al. ....	D14/102
D. 313,226	12/1990	Kimura et al. ....	D14/240 X
D. 340,700	10/1993	Shukur et al. ....	D13/184

**1 Claim, 5 Drawing Sheets**



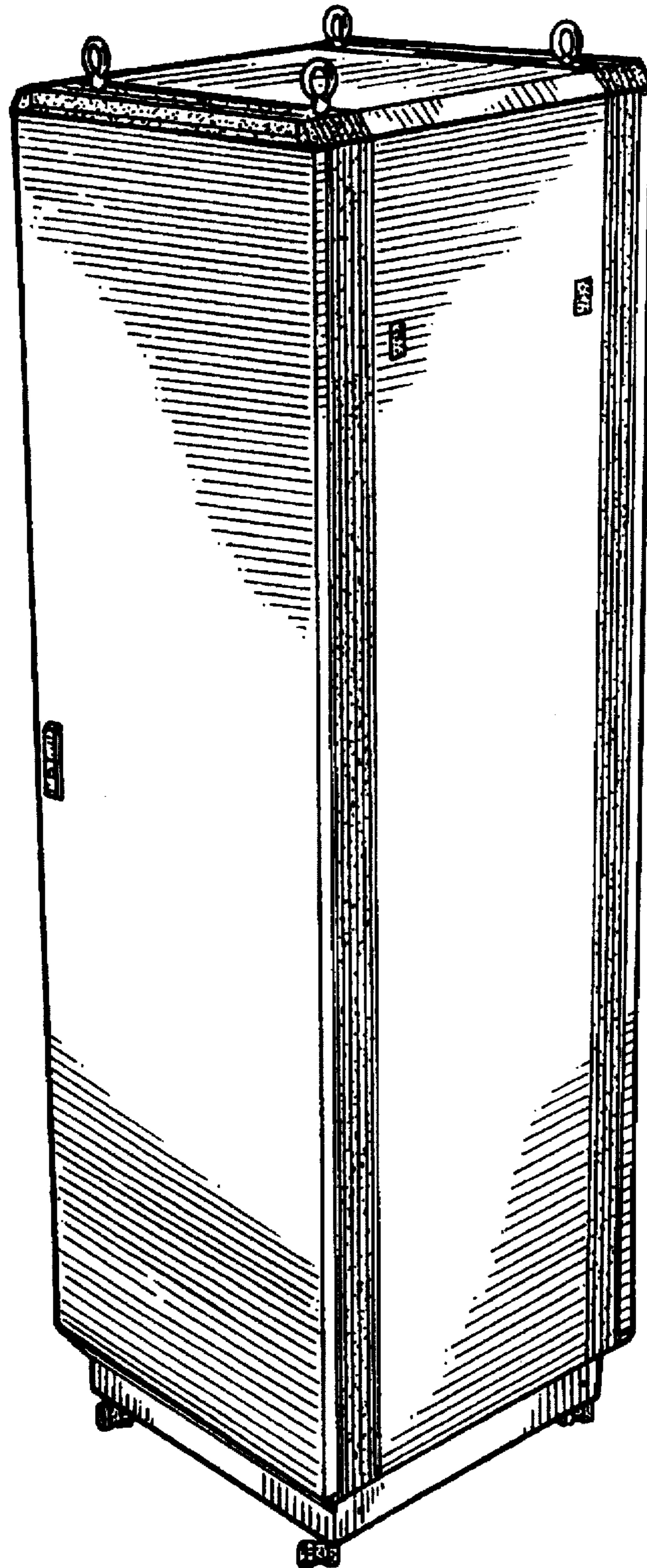


FIG. 1




FIG. 2

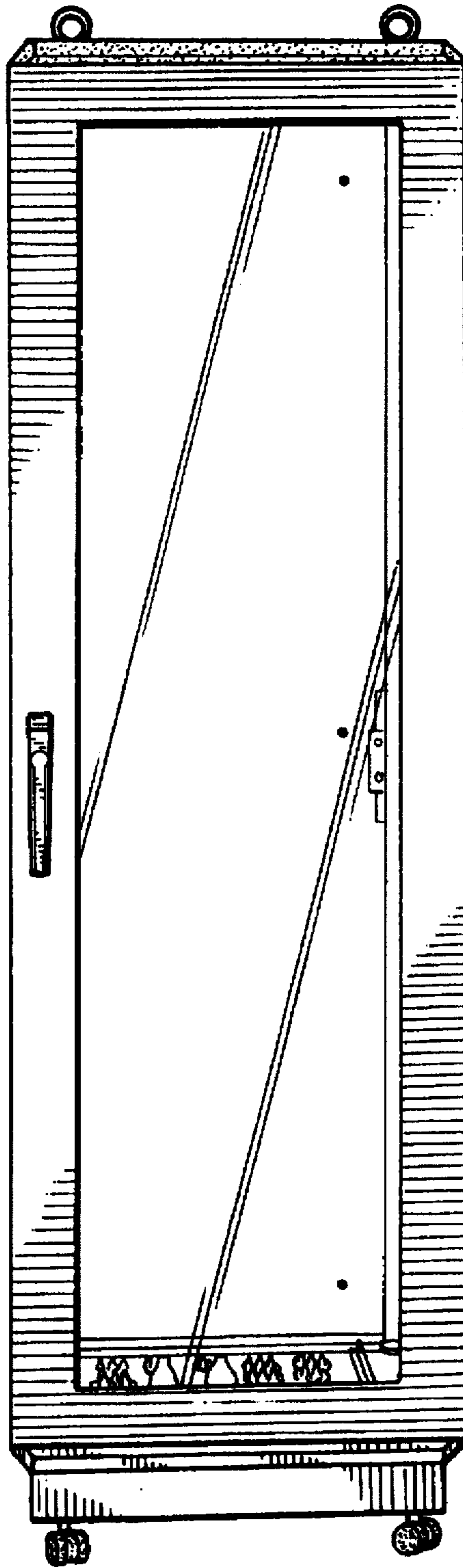


FIG. 3




FIG. 4

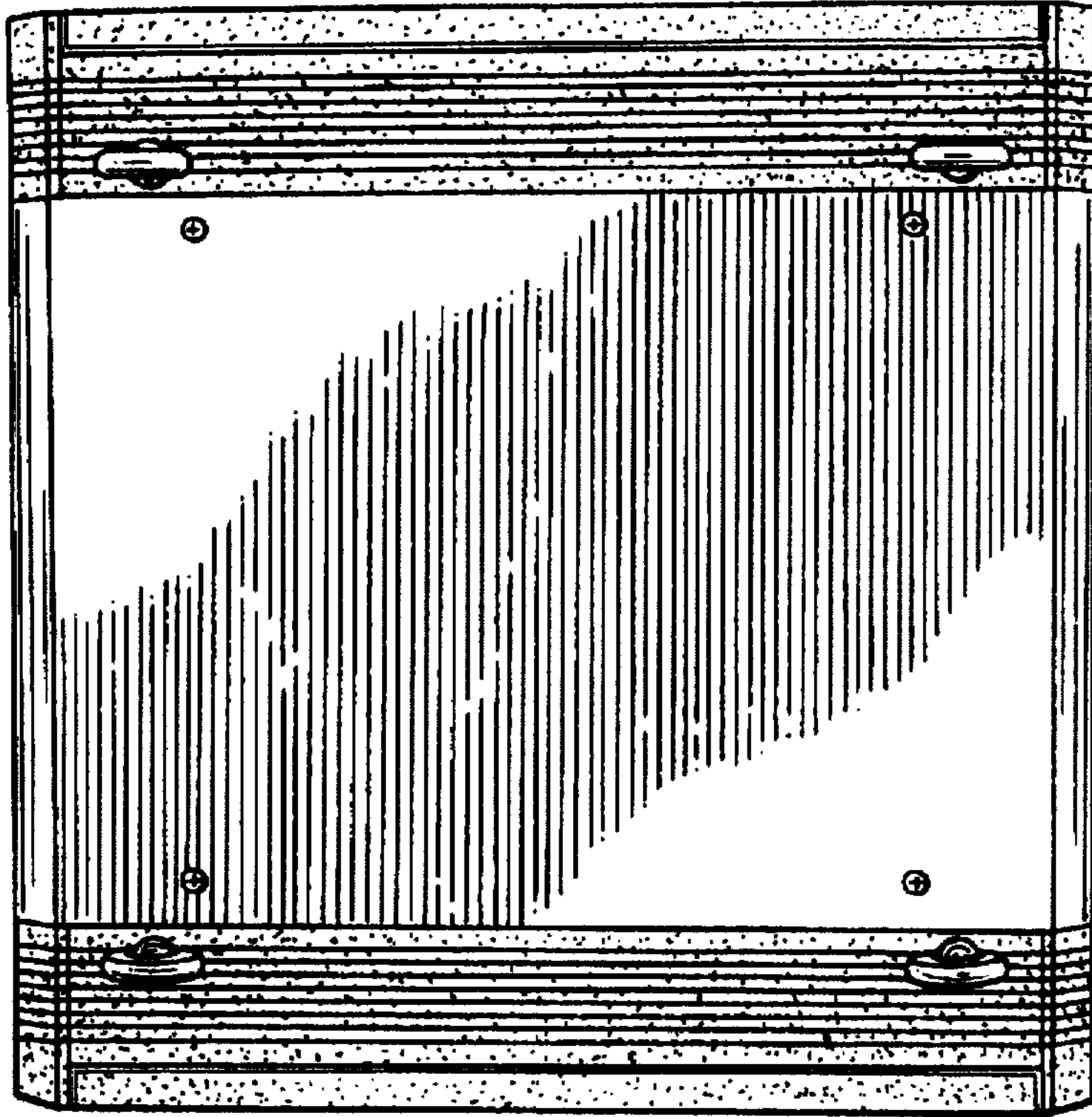


FIG. 5

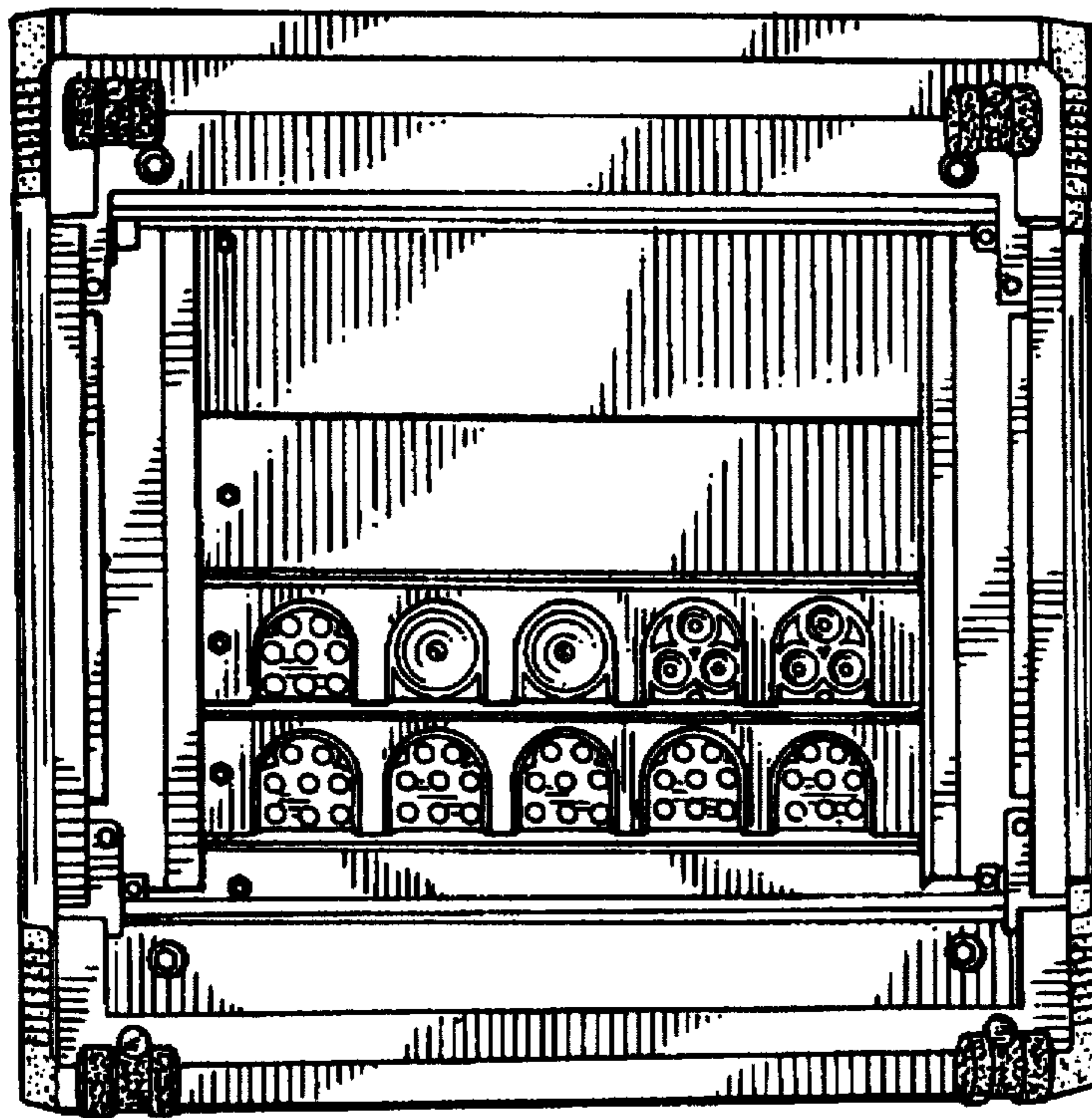


FIG. 6