



US00D387024S

**United States Patent** [19]  
**Hellhake et al.**

[11] **Patent Number: Des. 387,024**  
[45] **Date of Patent: \*\*\*Dec. 2, 1997**

[54] **VEHICLE INTERIOR DOOR LOWER PANEL EXTERIOR SURFACE**

[75] **Inventors: Ferdinand F. Hellhake, Beaverton; Mark S. Hurayt, Aloha, both of Oreg.**

[73] **Assignee: Freightliner Corporation, Portland, Oreg.**

[\*] **Notice: The portion of the term of this patent subsequent to Aug. 19, 2011, has been disclaimed.**

[\*\*] **Term: 14 Years**

[21] **Appl. No.: 50,379**

[22] **Filed: Feb. 16, 1996**

[51] **LOC (6) Cl. .... 12-16**

[52] **U.S. Cl. .... D12/195**

[58] **Field of Search .... D12/195; 49/501, 49/502; 296/37.13, 149, 153, 146.1**

[56] **References Cited**

**U.S. PATENT DOCUMENTS**

D. 269,966 8/1983 Urban ..... D12/195

D. 338,865 8/1993 Lim ..... D12/195  
3,730,581 5/1973 Parkinson ..... 296/37.13  
3,855,898 12/1974 McDonald ..... 49/502 X  
4,934,099 6/1990 Maekawa et al. .... 49/502 X  
5,261,716 11/1993 Phelps ..... 296/37.13 X

*Primary Examiner*—Louis S. Zarfaz  
*Assistant Examiner*—Frank Martinez  
*Attorney, Agent, or Firm*—Klarquist Spakman Campbell Leigh & Winston

[57] **CLAIM**

The ornamental design for a vehicle interior door lower panel exterior surface, as shown and described.

**DESCRIPTION**

FIG. 1 is a perspective view of a vehicle interior door lower panel exterior surface showing our new design, the opposite side being a mirror image thereof;  
FIG. 2 is a front view thereof;  
FIG. 3 is a top view thereof;  
FIG. 4 is a bottom view thereof;  
FIG. 5 is a right side view thereof; and,  
FIG. 6 is a left side view.

The dotted line showing of a vehicle door is for illustrative purposes only and forms no part of the claimed design.

**1 Claim, 4 Drawing Sheets**

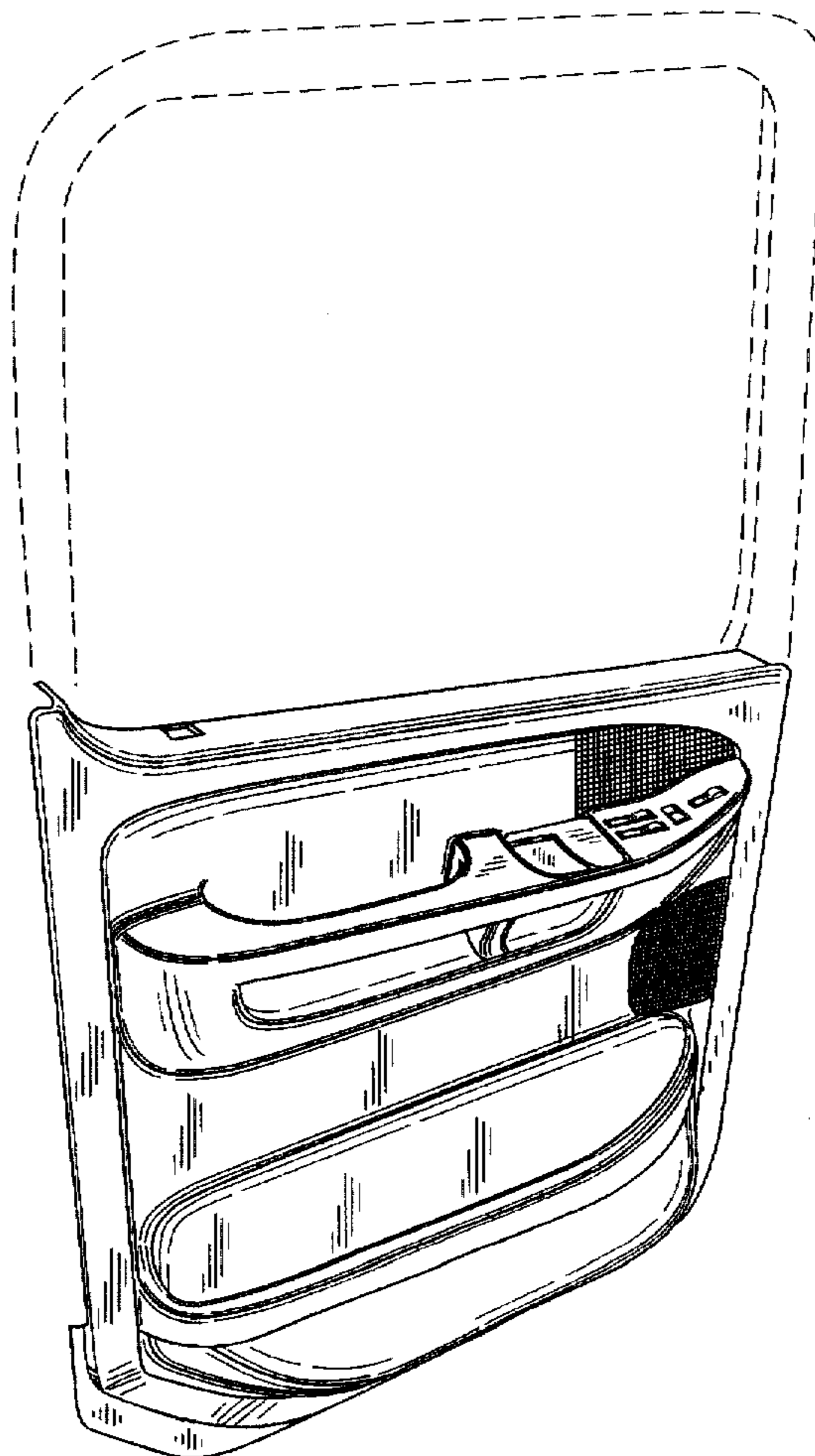


FIG. 1

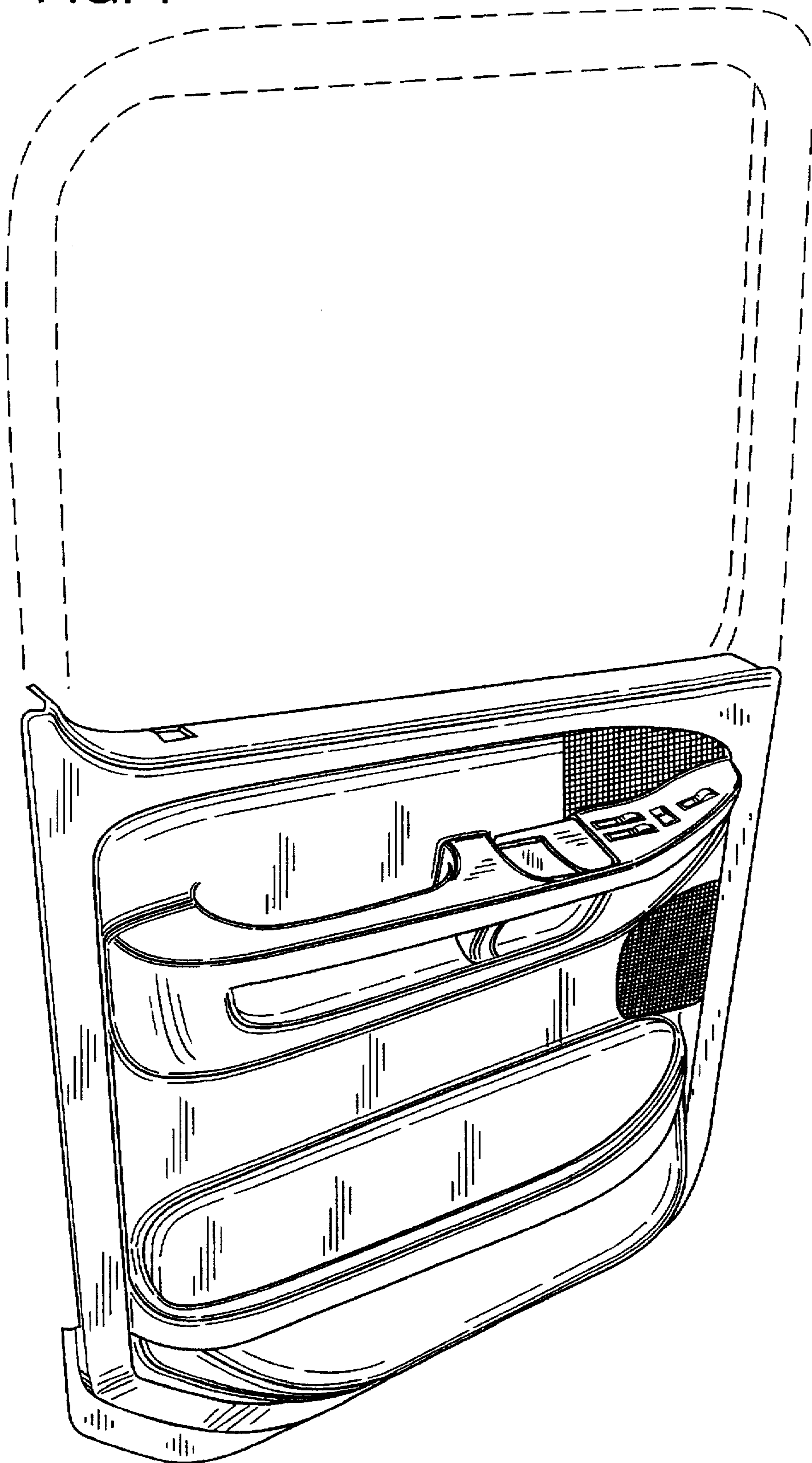


FIG. 2

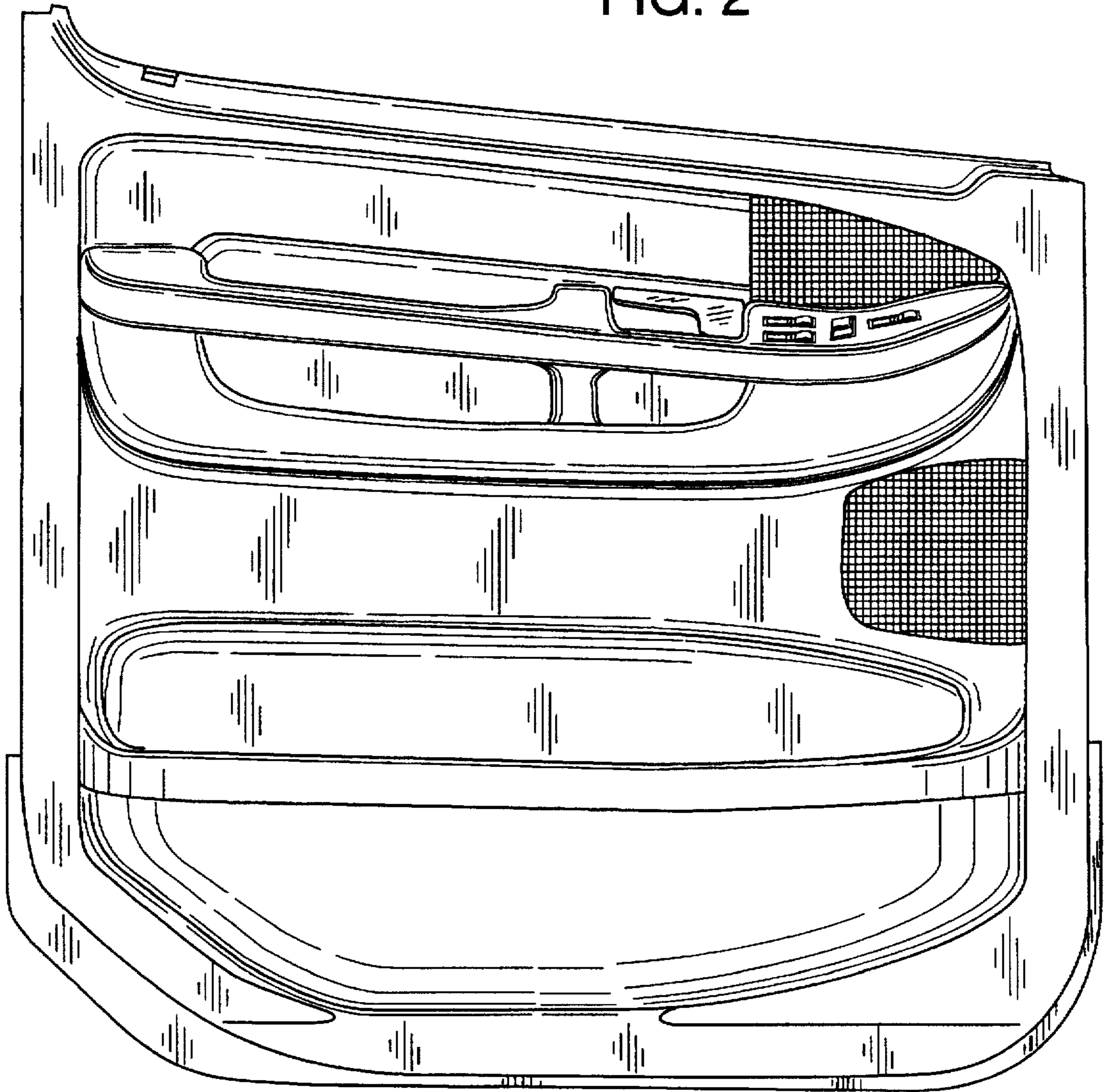


FIG. 3

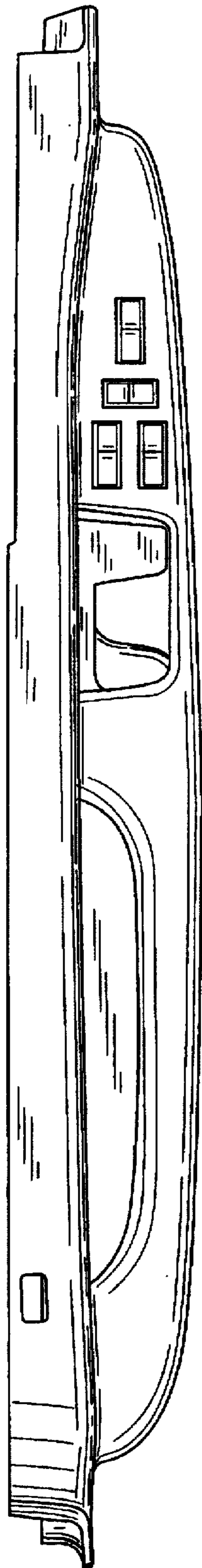


FIG. 4




FIG. 5

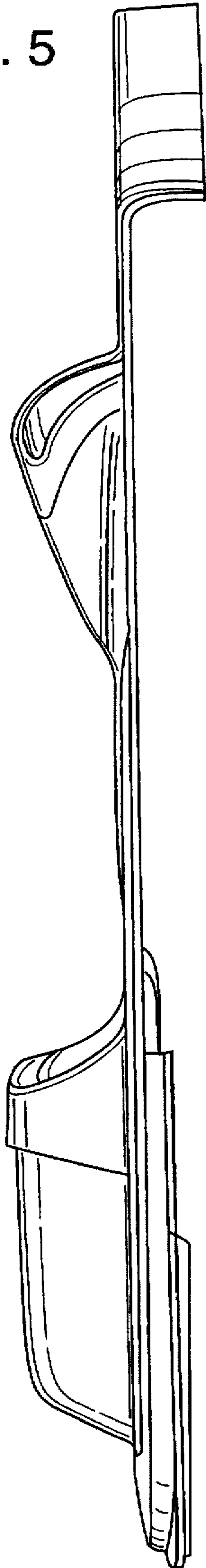


FIG. 6

