



US00D387021S

# United States Patent [19]

[11] Patent Number: **Des. 387,021**

Miyazaki

[45] Date of Patent: **\*\*Dec. 2, 1997**

[54] **AUTOMOBILE TIRE**

[75] Inventor: **Tatsuya Miyazaki, Akashi, Japan**

[73] Assignee: **Sumitomo Rubber Industries, Ltd.,  
Kobe, Japan**

[\*\*] Term: **14 Years**

[21] Appl. No.: **59,376**

[22] Filed: **Sep. 9, 1996**

[30] **Foreign Application Priority Data**

Mar. 8, 1996 [JP] Japan ..... 8-6511

[51] LOC (6) CL ..... **12-15**

[52] U.S. Cl. .... **D12/147; D12/143**

[58] Field of Search ..... **D12/136, 138,  
D12/140-151; 152/209 D, 209 R**

[56] **References Cited**

**U.S. PATENT DOCUMENTS**

D. 305,220 12/1989 Kemp .

D. 339,557 9/1993 Lurois ..... D12/143

**FOREIGN PATENT DOCUMENTS**

894594 3/1994 Japan .

**OTHER PUBLICATIONS**

Lee Steelmark AHT Tire, 1995 Tread Design Guide, p. 147,  
Jan. 1995.

Monarch Steelmark ADP Tire, 1995 Tread Design Guide, p.  
151, Jan. 1995.

Ohtsu Hi-Steel Radial M5100 Tire, 1995 Tread Design  
Guide, p. 153, Jan. 1995.

*Primary Examiner*—James Gandy

*Assistant Examiner*—R. Spear

*Attorney, Agent, or Firm*—Cushman Darby & Cushman  
Intellectual Property Group of Pillsbury Madison & Sutro  
LLP

[57] **CLAIM**

The ornamental design for an automobile tire, as shown and  
described.

**DESCRIPTION**

FIG. 1 is a front perspective view of an automobile tire  
showing my new design, it being understood that the tread  
design is repeated uniformly throughout the circumference  
of the tire and the opposite side is the same as that shown.

FIG. 2 is a front elevational view thereof;

FIG. 3 is a top plan view thereof;

FIG. 4 is a left side elevational view thereof;

FIG. 5 is a right side elevational view thereof; and,

FIG. 6 is an enlarged fragmentary front elevational view  
thereof.

**1 Claim, 2 Drawing Sheets**

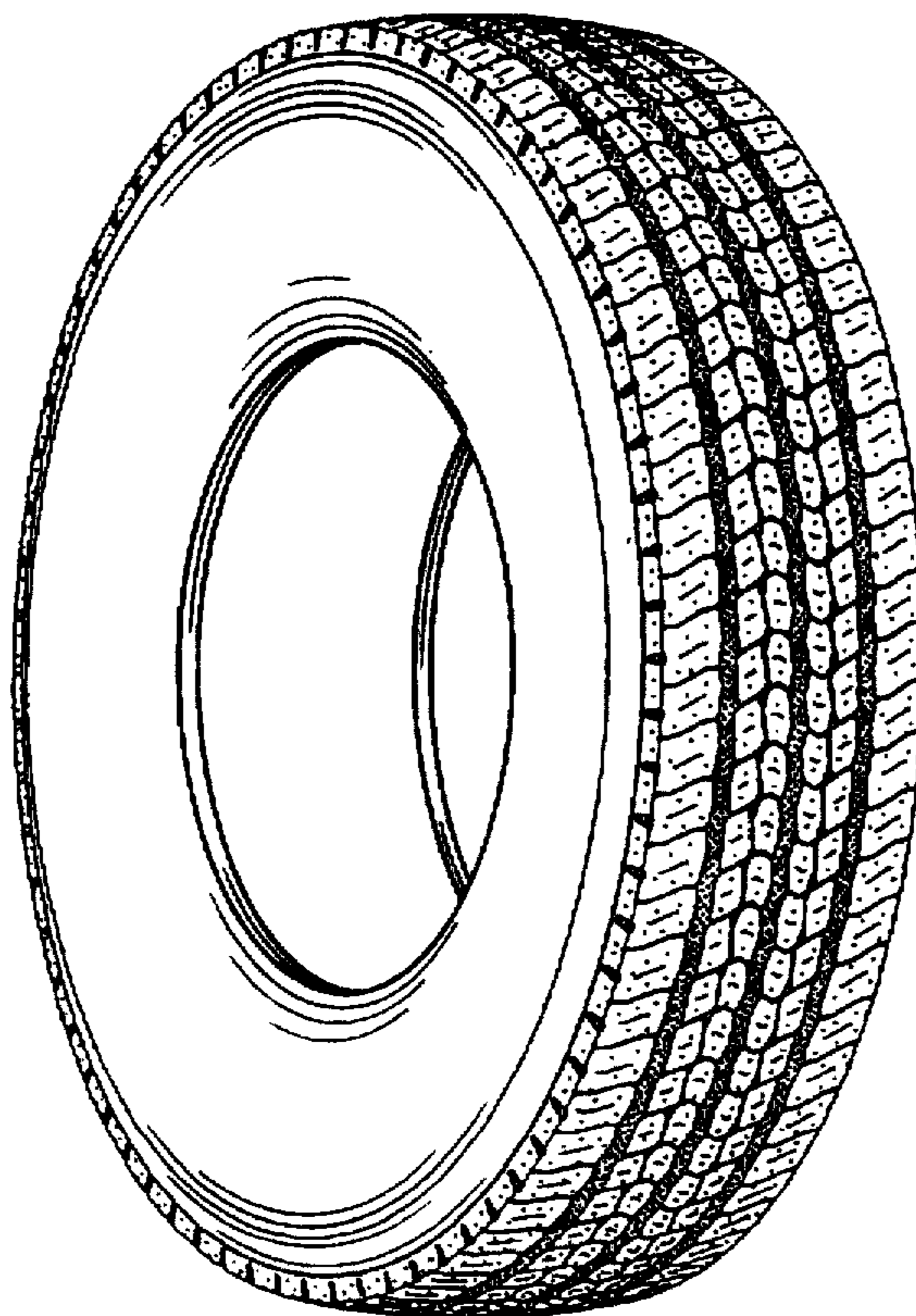


FIG. 1

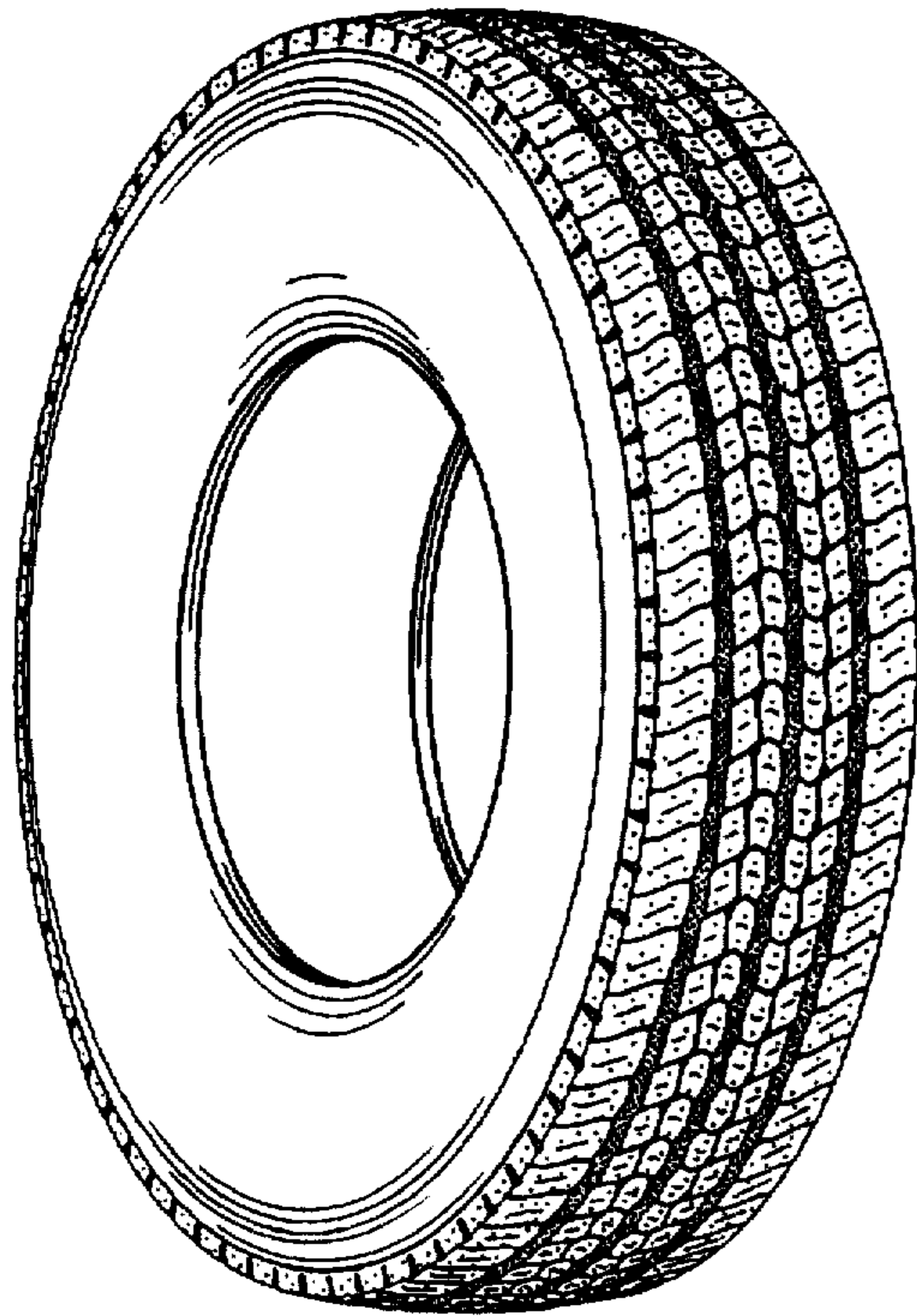


FIG. 2 FIG. 3


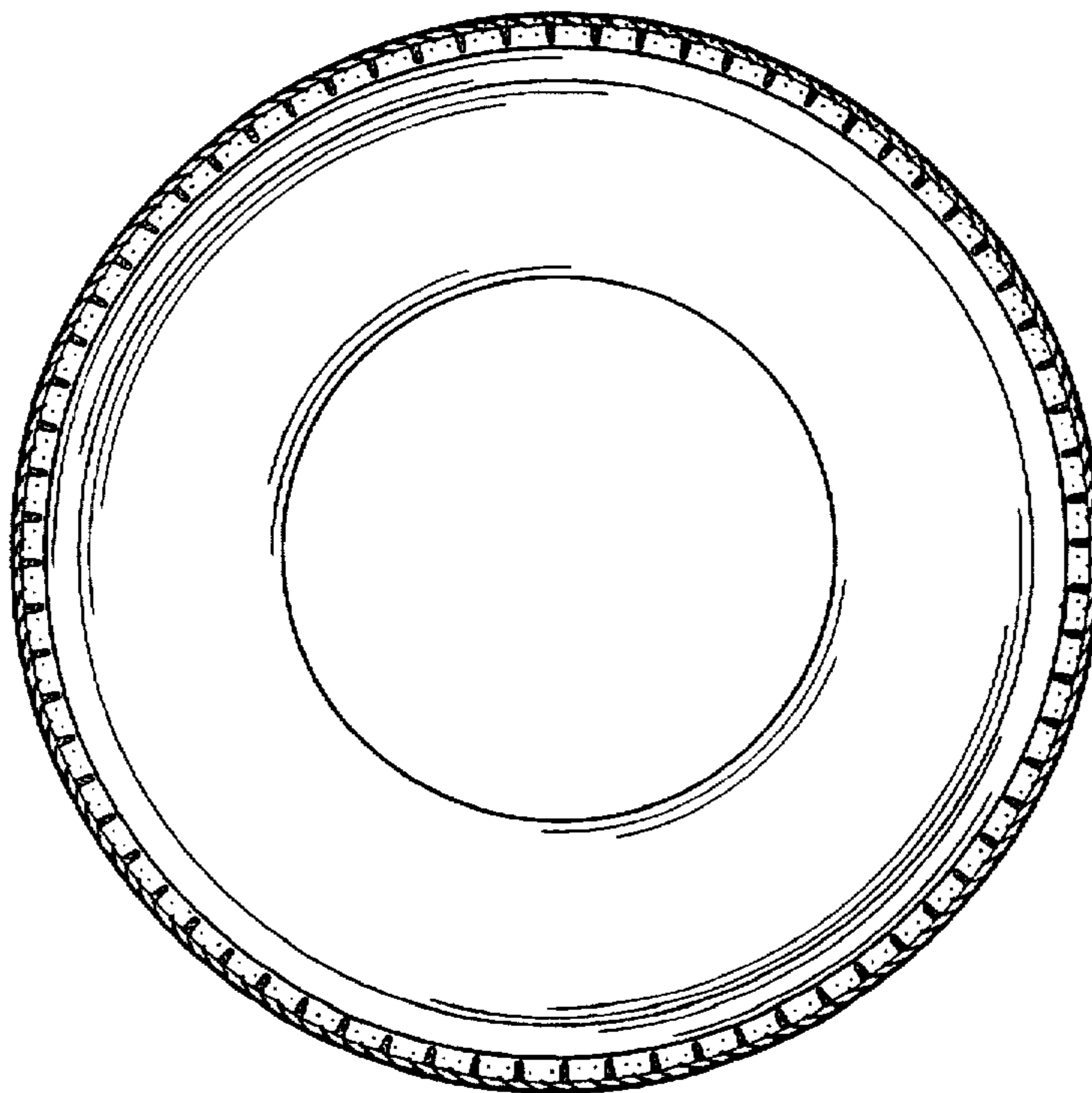
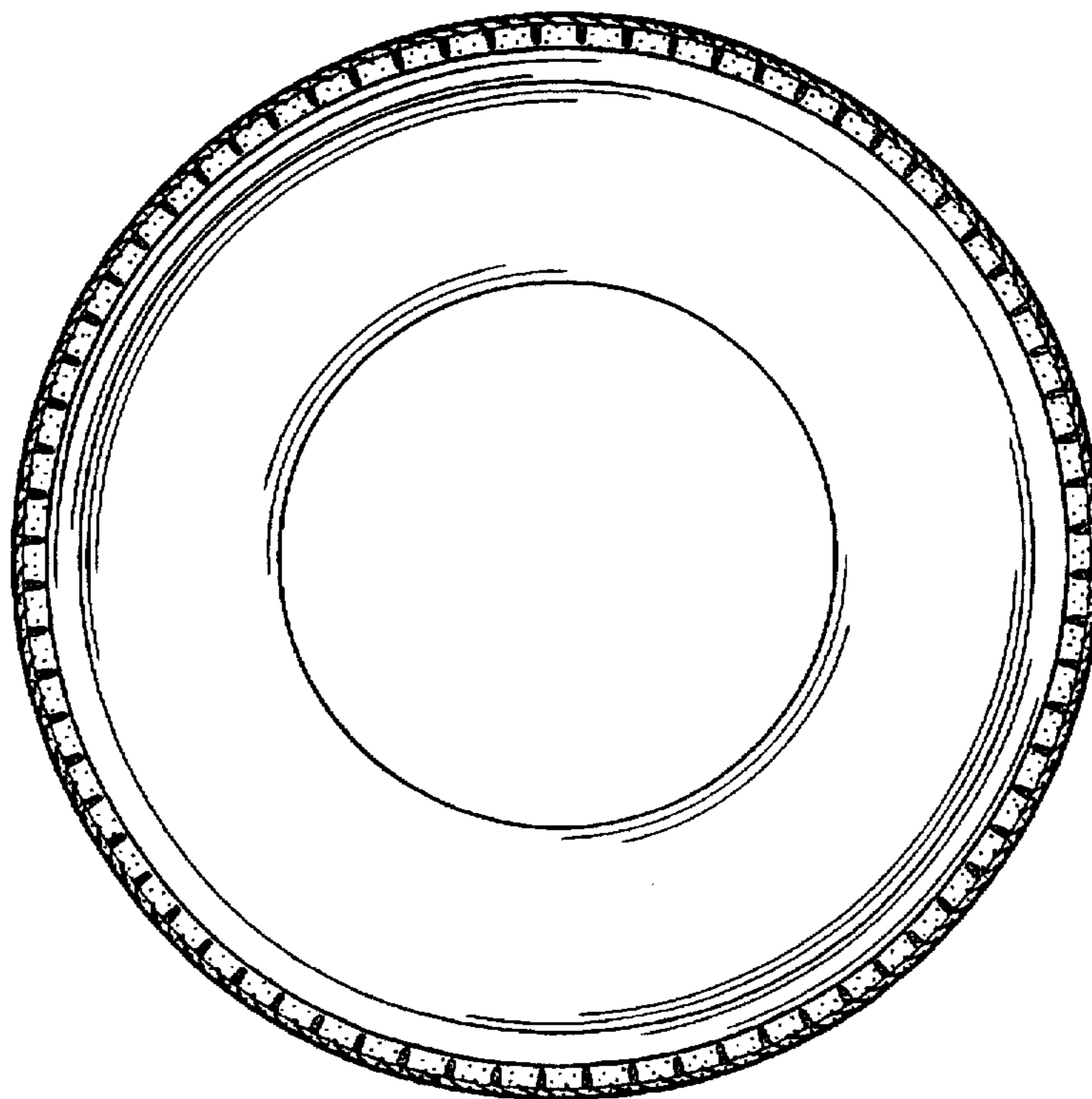


FIG. 4





*FIG. 5*



*FIG. 6*

