



US00D387000S

United States Patent [19]
Oirschot et al.

[11] **Patent Number: Des. 387,000**
[45] **Date of Patent: **Dec. 2, 1997**

[54] **RING**

D. 160,294 10/1950 Bass D11/33
D. 253,941 1/1980 Corbin D11/33

[76] **Inventors: Frank Van Oirschot, 47 Algonquian Dr., Chatham, Ontario, Canada, N7M 5Y2; Pam Benn, 45 Merritt Ave., Chatham, Ontario, Canada, N7M 6G6**

OTHER PUBLICATIONS

Service Merchandise Catalog, Class Rings, 91/92, p. 57.

Primary Examiner—Doris V. Coles

Assistant Examiner—Catherine R. Oliver

[**] **Term: 14 Years**

[57] **CLAIM**

[21] **Appl. No.: 52,680**

The ornamental design for a ring, as shown.

[22] **Filed: Mar. 28, 1996**

DESCRIPTION

[51] **LOC (6) Cl. 11-01**

[52] **U.S. Cl. D11/26**

[58] **Field of Search D11/30, 31, 26, D11/27, 28, 29, 32, 33, 34, 35, 36, 37, 38, 39; 63/1.1, 2, 15-15.8**

FIG. 1 is a perspective view of the ring showing my new design;

FIG. 2 is a right side view;

FIG. 3 is a front elevational view thereof;

FIG. 4 is a left side view;

FIG. 5 is a rear elevational view;

FIG. 6 is a top plan view; and,

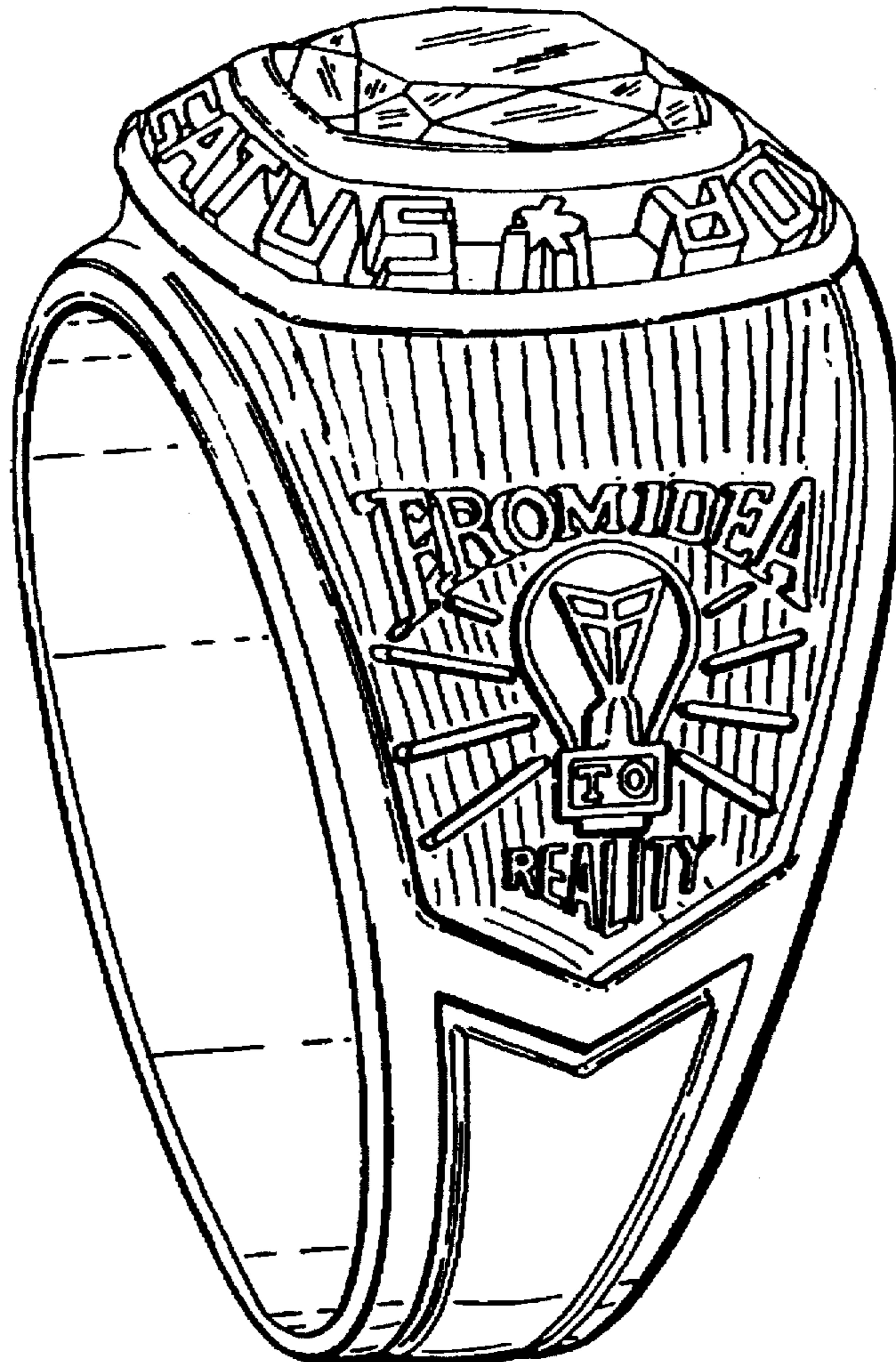
FIG. 7 is a bottom plan view.

[56] **References Cited**

U.S. PATENT DOCUMENTS

D. 77,908 3/1929 Meell D11/31
D. 110,615 7/1938 Glaser D11/31 X

1 Claim, 3 Drawing Sheets



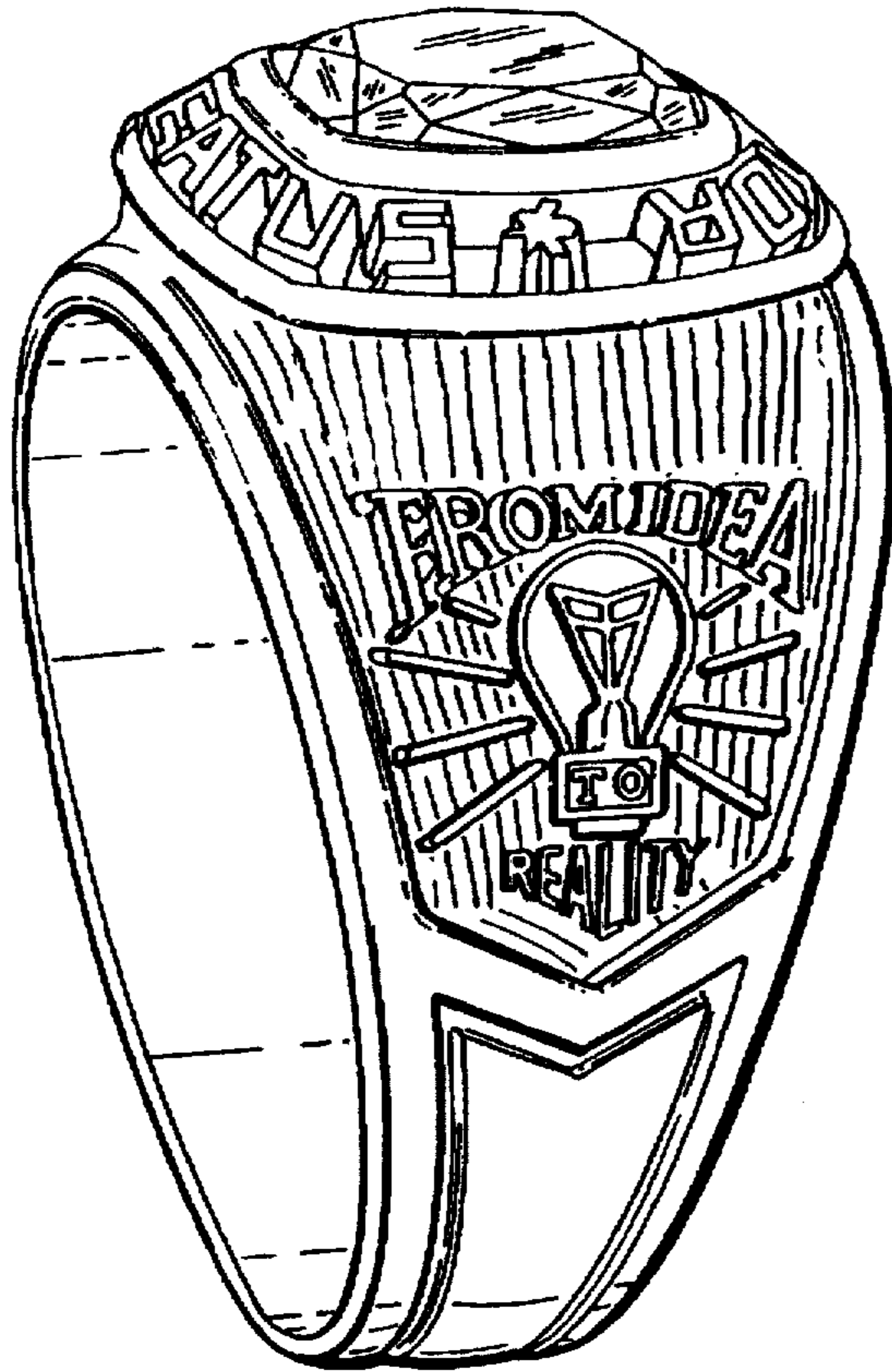


FIG. 1.



FIG. 2.



FIG. 3.

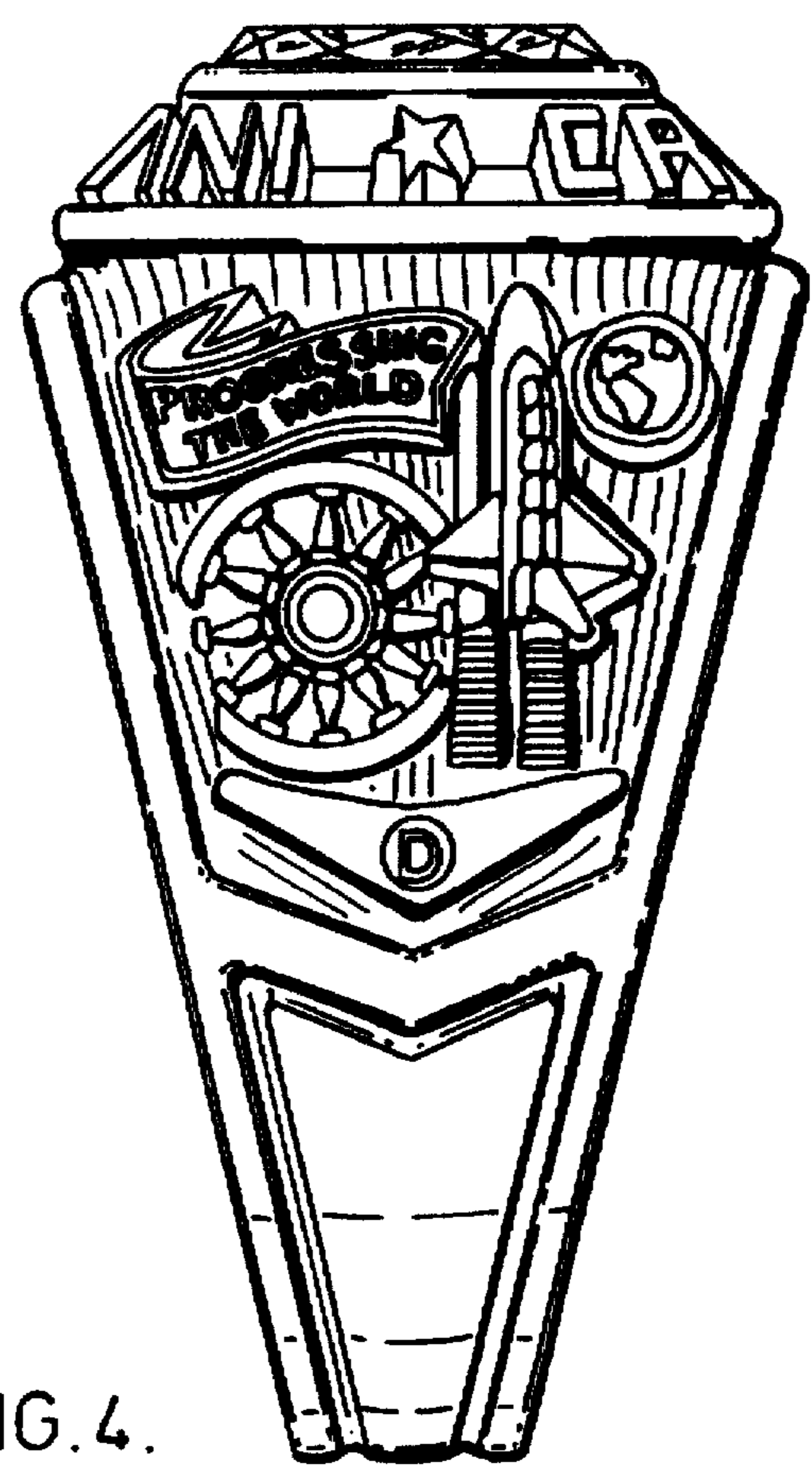


FIG. 4.



FIG. 5.




FIG. 6.

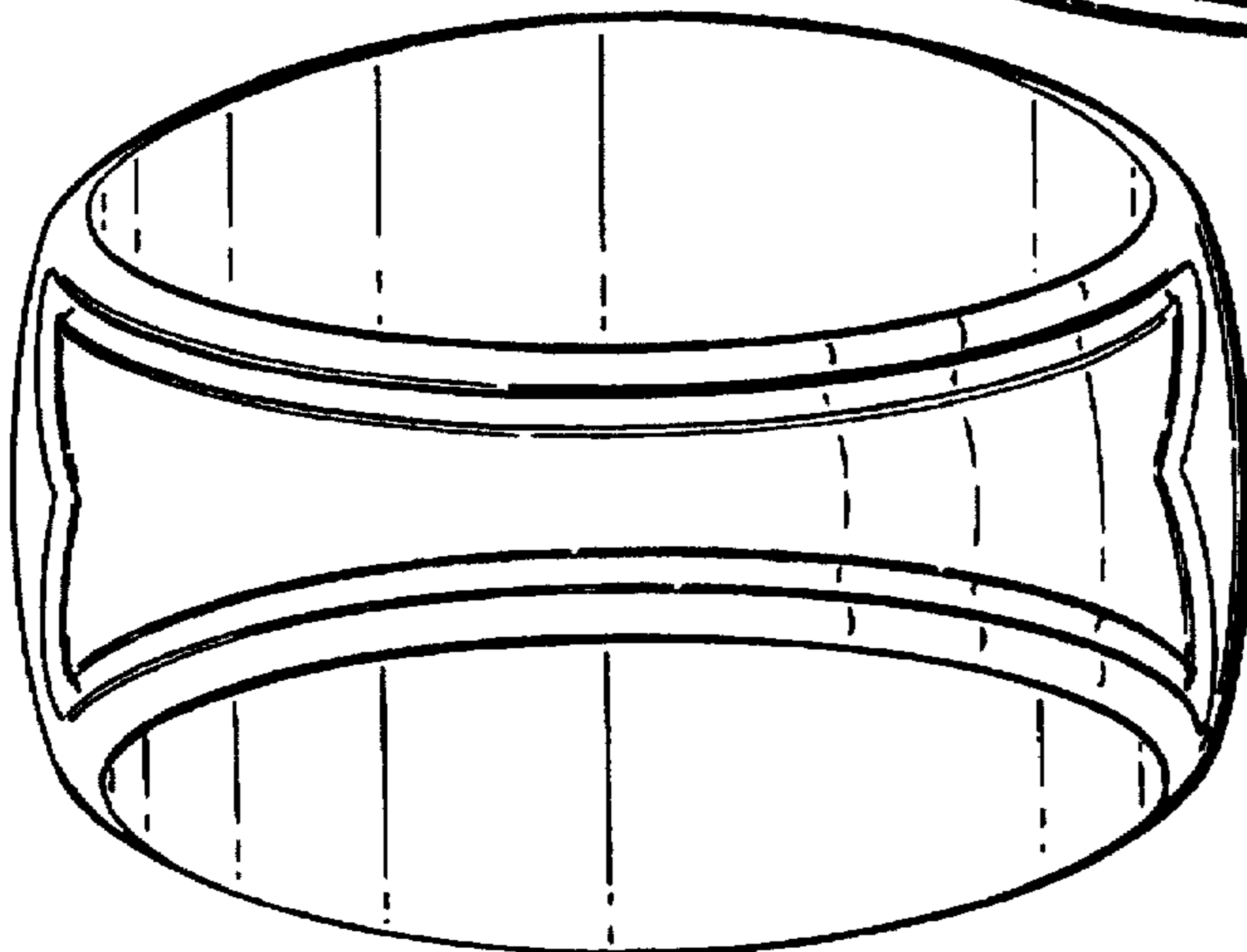


FIG. 7.