

US00D386998S

United States Patent [19]
Saint-Dizier

[11] **Patent Number: Des. 386,998**
[45] **Date of Patent: **Dec. 2, 1997**

[54] **WATCH BEZEL**

[75] **Inventor: Gérald A. G. Saint-Dizier, Gaillard, France**
[73] **Assignee: Rolex Watch U.S.A., Inc., New York, N.Y.**
[**] **Term: 14 Years**

[21] **Appl. No.: 60,217**
[22] **Filed: Sep. 24, 1996**

[30] **Foreign Application Priority Data**

Apr. 17, 1996 [CH] Switzerland 123219

[51] **LOC (6) Cl. 10-02**

[52] **U.S. Cl. D10/128; D10/122**

[58] **Field of Search D10/1-40, 122-132; 368/280-282, 276-277, 285, 294-295**

[56] **References Cited**

U.S. PATENT DOCUMENTS

- D. 315,319 3/1991 Schoepfer D10/128
- D. 321,834 11/1991 Saint-Dizier D10/39
- D. 326,229 5/1992 St. Dizier D10/32
- D. 327,023 6/1992 St. Dizier D10/39
- D. 336,439 6/1993 Krieger D10/30

OTHER PUBLICATIONS

Swiss Watch & Jewelry Journal—Apr. 1988—p. 598—
Watch at top-right.
Swiss Watch & Jewelry Journal—Mar. 1988—p. 494—
Watches at middle & middle left.
Swiss Watch & Jewelry Journal—Feb. 1986—p. 357—
Watch at top.

Primary Examiner—Nelson C. Holtje
Attorney, Agent, or Firm—Kane, Dalsimer, Sullivan, Kurucz,
Levy, Eisele and Richard, LLP

[57] **CLAIM**

The ornamental design for a watch bezel, as shown and described.

DESCRIPTION

FIG. 1 is a top perspective view showing my ornamental design;
FIG. 2 is a top plan view thereof;
FIG. 3 is a bottom plan view thereof;
FIG. 4 is a front elevational view thereof;
FIG. 5 is a side elevational view thereof;
FIG. 6 is a side elevational view thereof; and,
FIG. 7 is a rear elevational view thereof.

1 Claim, 2 Drawing Sheets




FIG. 1




FIG. 2

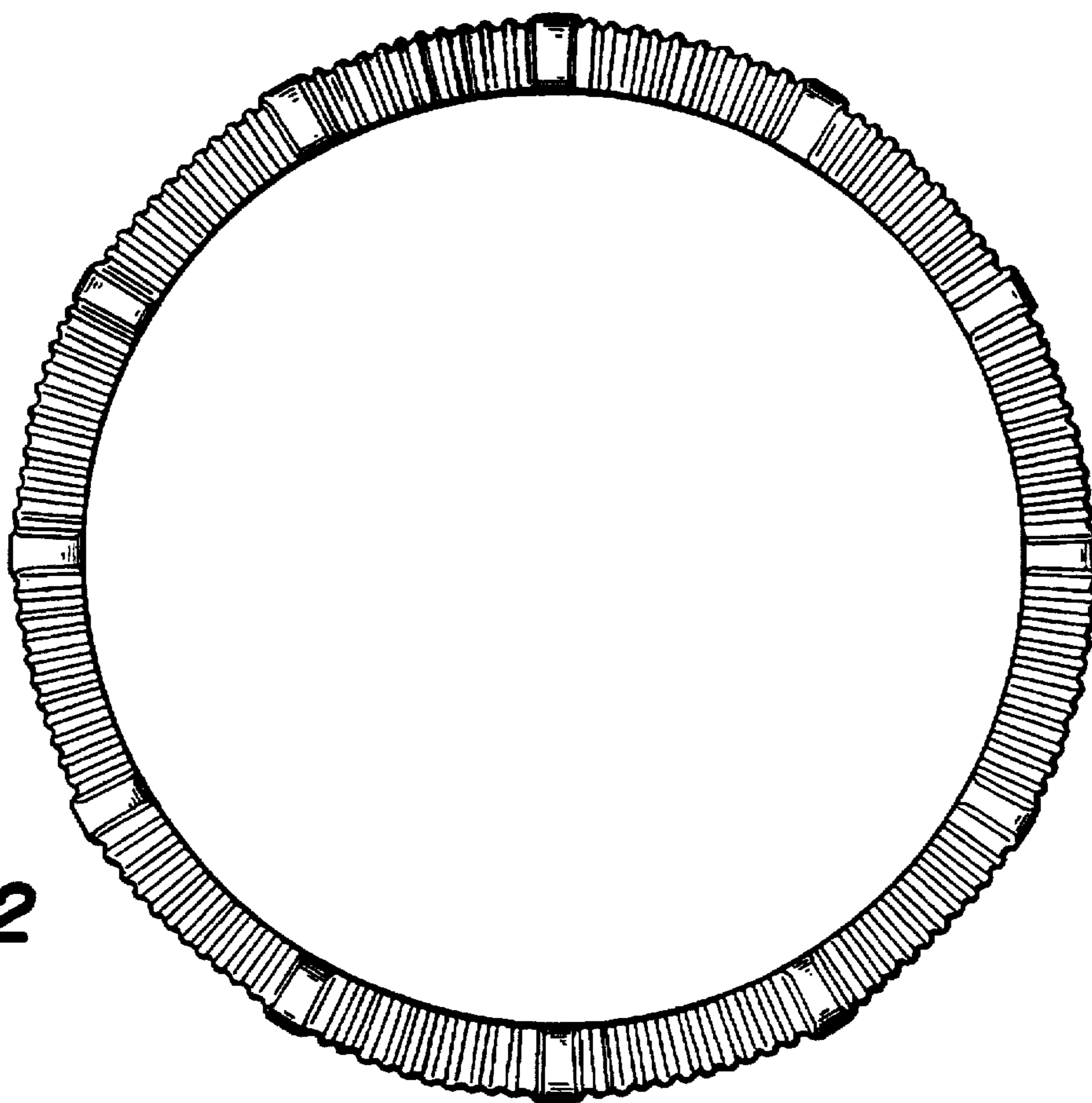


FIG. 3




FIG. 4



FIG. 5



FIG. 6



FIG. 7

