

US00D386981S

United States Patent [19]
Chae

[11] **Patent Number: Des. 386,981**

[45] **Date of Patent: **Dec. 2, 1997**

[54] **CASINO CHIP WATCH**

[76] **Inventor: Myung Joo Chae, 272-16 Kum To Dong, Su Jung Ku, Sung Nam City, Kyung Ki-Do, Rep. of Korea**

[**] **Term: 14 Years**

[21] **Appl. No.: 62,167**

[22] **Filed: Nov. 8, 1996**

[51] **LOC (6) Cl. 10-02**

[52] **U.S. Cl. D10/33; D10/39; D10/126; D10/30; D21/53**

[58] **Field of Search D10/1-40, 122-132; 368/280-282, 276-277, 285, 228, 232; D21/51, 53**

[56] **References Cited**

U.S. PATENT DOCUMENTS

D. 7,577	7/1874	Spooner	D21/53
D. 149,613	5/1948	Caestecker	D21/53
D. 151,758	11/1948	Hart	D2/51
D. 240,053	5/1976	Garaventa	D21/53
D. 303,937	10/1989	King	D10/39
D. 351,559	10/1994	Helleu	D10/39
4,338,680	7/1982	Nomura	368/82

OTHER PUBLICATIONS

European Jeweler—Jun. 1988, p. 43—Watch Dial at lower left.
Hong Kong Enterprise—Jun. 1990—p. 87—Watches with Dials.

Unison-Watch Manf. Ltd.—Cat.—p. 13—Watch at top-center.

Primary Examiner—Nelson C. Holtje
Attorney, Agent, or Firm—Robert O. Guillot

[57] **CLAIM**

The ornamental design for a casino chip watch, as shown and described.

DESCRIPTION

FIG. 1 is a front elevational view showing the ornamental appearance of my watch, wherein shading is used to depict color;


FIG. 2 is a rear elevational view of the watch depicted in FIG. 1;

FIG. 3 is a right side elevational view of the watch depicted in FIG. 1, the left side elevational view being a mirror image thereof;

FIG. 4 is a top plan view of the watch depicted in FIG. 1; and,

FIG. 5 is a bottom plan view of the watch depicted in FIG. 1.

1 Claim, 1 Drawing Sheet



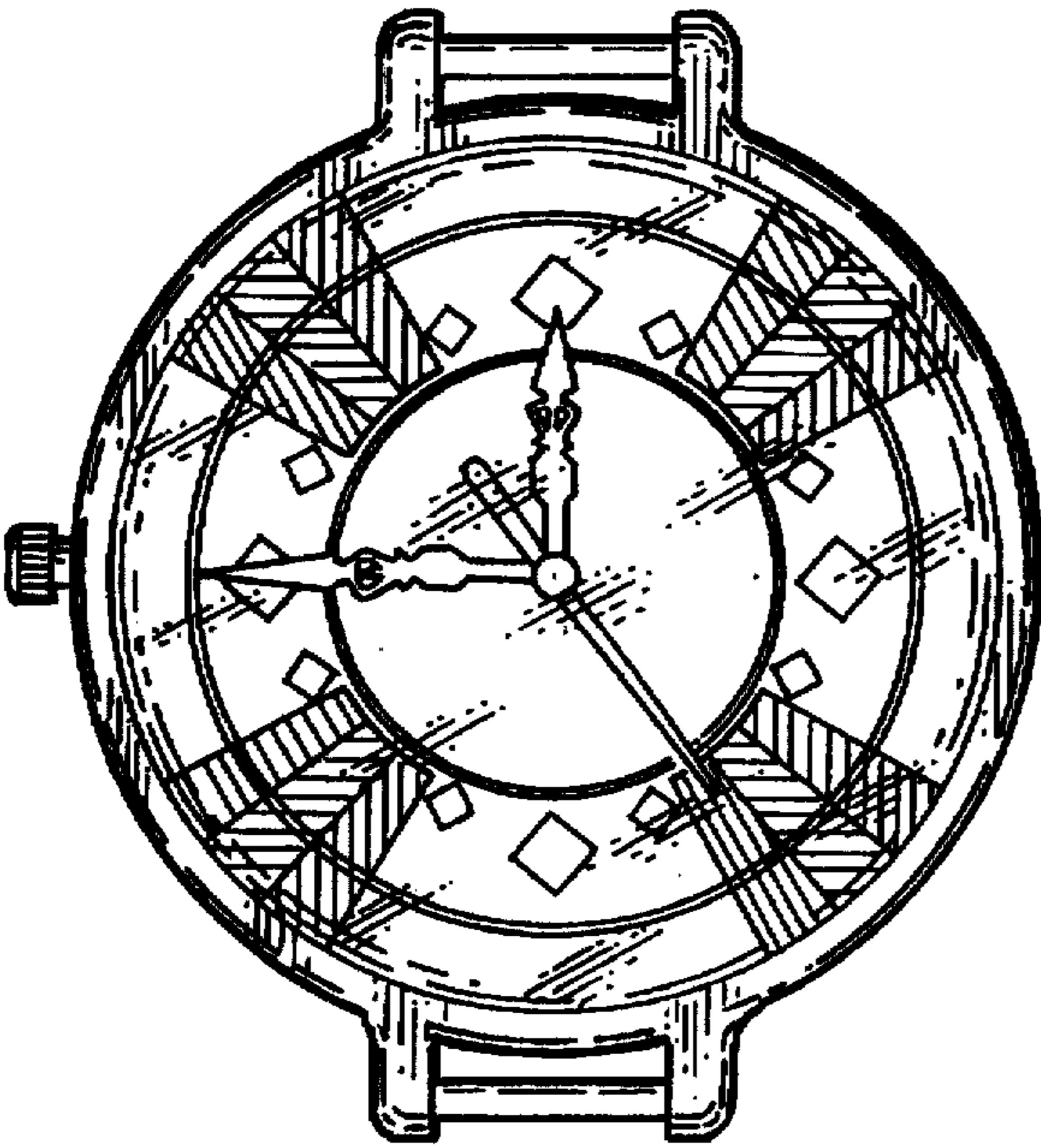


Fig-1



Fig-3

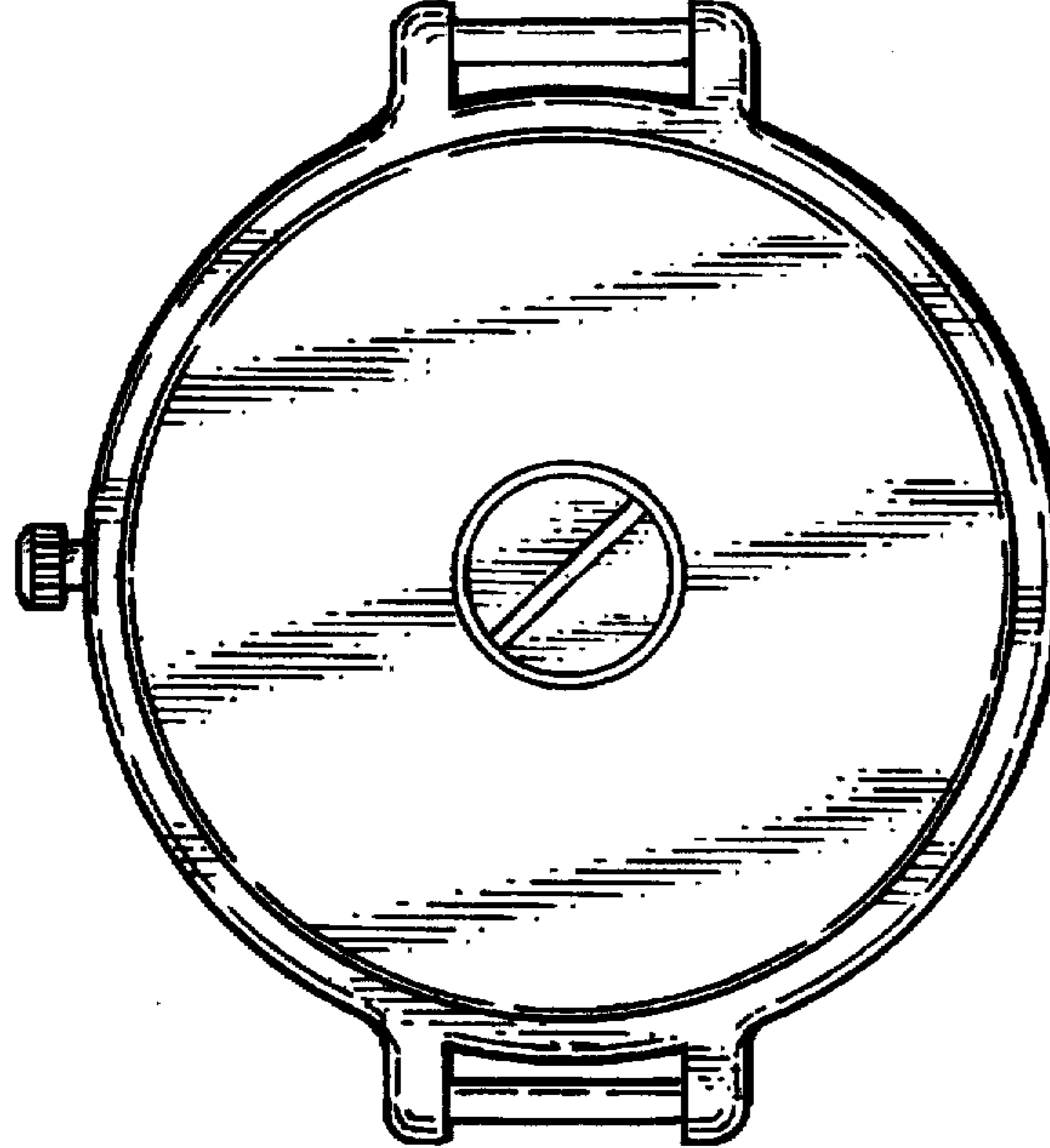


Fig-2



Fig-4



Fig-5