



US00D386978S

United States Patent [19]
Wunderman

[11] **Patent Number: Des. 386,978**
[45] **Date of Patent: **Dec. 2, 1997**

[54] **WRISTWATCH**

[75] **Inventor: Severin S. Wunderman, South Laguna, Calif.**

[73] **Assignee: Severin Montres AG (Severin Montres SA) (Severin Montres Ltd), Lengnau, Switzerland**

[**] **Term: 14 Years**

[21] **Appl. No.: 58,792**

[22] **Filed: Aug. 23, 1996**

[30] **Foreign Application Priority Data**

Feb. 23, 1996 [WO] WIPO DMA/003237

[51] **LOC (6) Cl. 10-02**

[52] **U.S. Cl. D10/32; D10/39**

[58] **Field of Search D10/1-40, 122-132; 368/276-277, 280-282, 285; D11/3-4, 12, 14, 19-25; 63/1.1, 3, 5.1, 11**

[56] **References Cited**

U.S. PATENT DOCUMENTS

D. 329,611 9/1992 Burgener D10/30

D. 353,544 12/1994 Reich D10/32
D. 356,510 3/1995 Bertolucci D10/32
D. 361,523 8/1995 Bulgari D10/32
D. 361,524 8/1995 Bulgari D10/32
D. 363,236 10/1995 Burgener D10/39
5,416,953 5/1995 Hui 368/282

Primary Examiner—Nelson C. Holtje
Attorney, Agent, or Firm—Sughrue, Mion, Zinn, Macpeak & Seas

[57] **CLAIM**

The ornamental design for a wristwatch, as shown and described.

DESCRIPTION

FIG. 1 is a perspective view of the top and one side of a wristwatch showing my new design;
FIG. 2 is a top plan view thereof;
FIG. 3 is a bottom plan view thereof;
FIG. 4 is a side elevational view of said one side thereof;
FIG. 5 is a side elevational view of an opposite side thereof;
FIG. 6 is an end elevational view of one end thereof; and
FIG. 7 is an elevational view of an opposite end thereof.

1 Claim, 4 Drawing Sheets



FIG. 1



FIG. 2




FIG. 3




FIG. 4




FIG. 5




FIG. 6




FIG. 7

