



US00D386975S

# United States Patent [19]

Yamamoto

[11] Patent Number: **Des. 386,975**

[45] Date of Patent: **\*\*Dec. 2, 1997**

[54] WATCH CASE

D. 361,284 8/1995 Nakai ..... D10/38  
D. 377,315 1/1997 Muriai ..... D10/38

[75] Inventor: **Hideyuki Yamamoto**, Kosai, Japan

[73] Assignee: **Casio Computer Co., Ltd.**, Tokyo, Japan

*Primary Examiner*—Nelson C. Holtje  
*Attorney, Agent, or Firm*—Frishauf, Holtz, Goodman, Langer & Chick

[\*\*] Term: **14 Years**

[57] **CLAIM**

The ornamental design for a watch case, as shown.

[21] Appl. No.: **61,147**

**DESCRIPTION**

[22] Filed: **Oct. 16, 1996**

[51] LOC (6) Cl. .... **10-02**

[52] U.S. Cl. .... **D10/30; D10/38**

[58] Field of Search ..... D10/1-40, 122-132;  
368/280-282, 276-277, 28-30, 285, 239-242,  
82-84, 41-44

FIG. 1 is a front elevational view of a watch case showing my new design;  
FIG. 2 is a right side elevational view thereof;  
FIG. 3 is a left side elevational view thereof;  
FIG. 4 is a top plan view thereof;  
FIG. 5 is a bottom plan view thereof;  
FIG. 6 is a rear elevational view thereof; and,  
FIG. 7 is a perspective view thereof.

[56] **References Cited**

**U.S. PATENT DOCUMENTS**

D. 349,248 8/1994 Yamamoto ..... D10/38

**1 Claim, 2 Drawing Sheets**

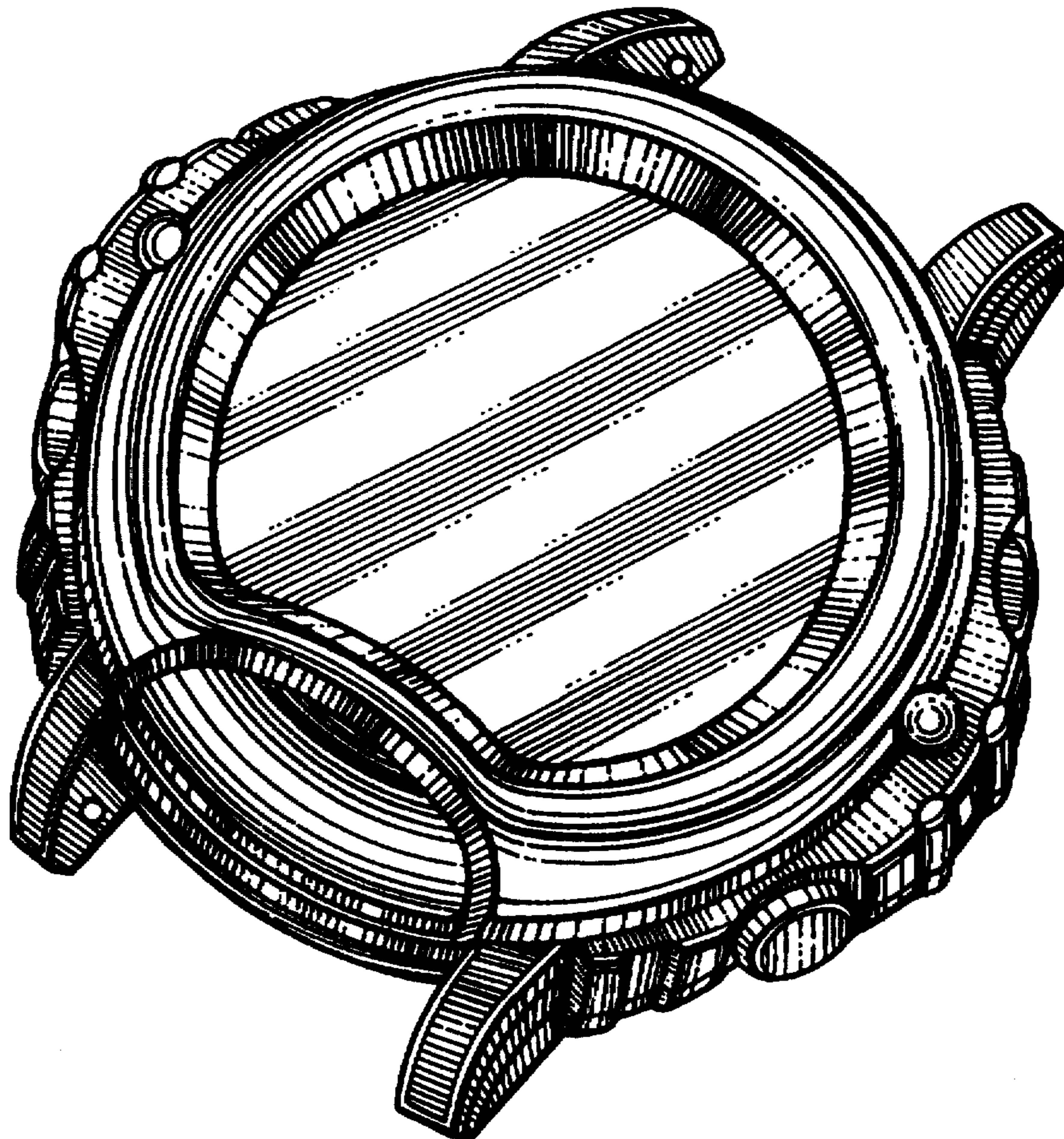


FIG. 4




FIG. 3

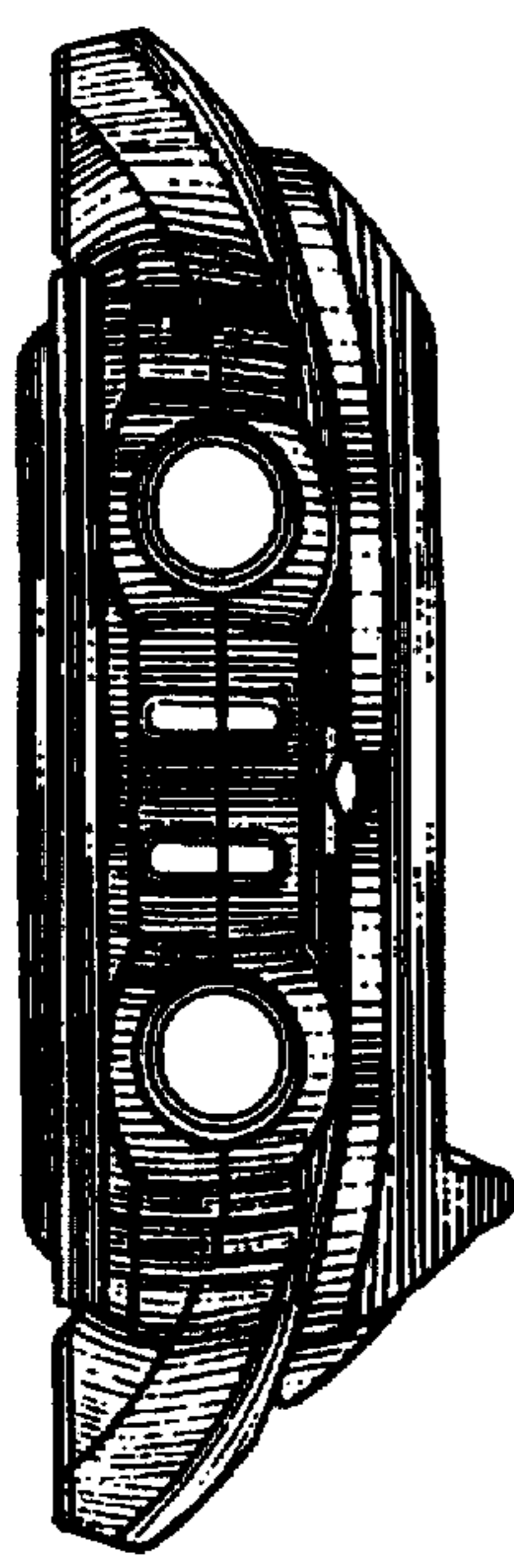


FIG. 1




FIG. 2

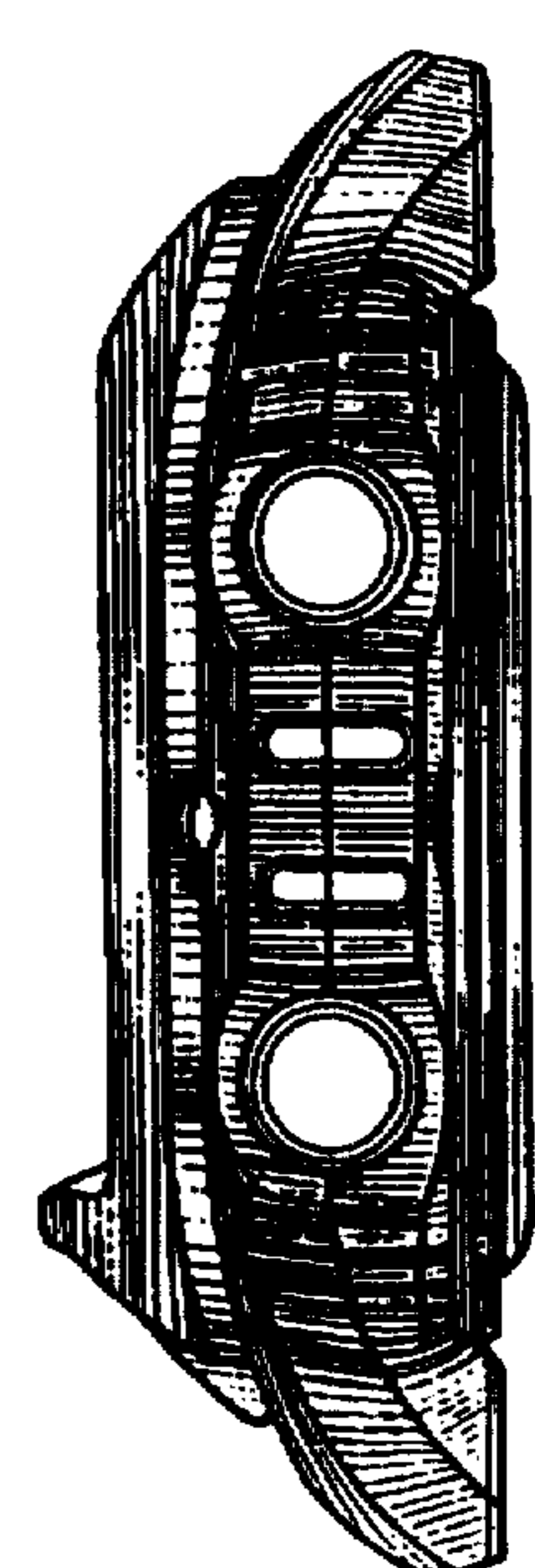


FIG. 5

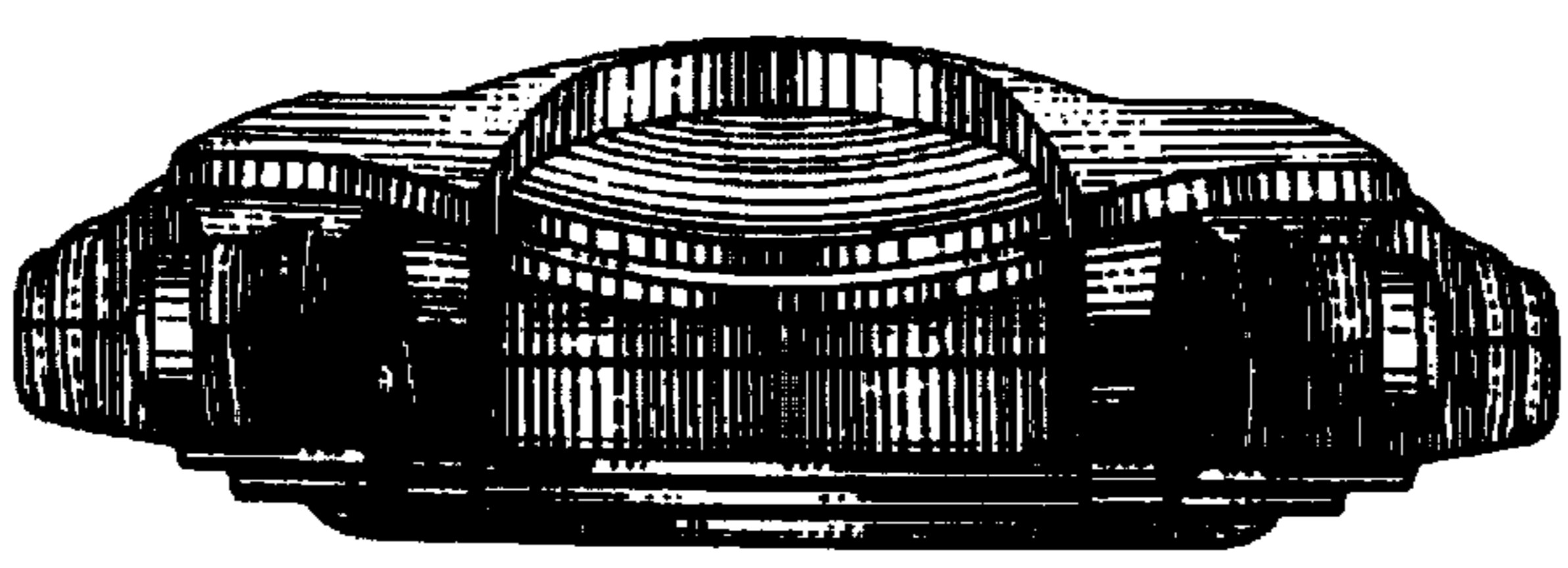


FIG. 6




FIG. 7

