



US00D386974S

United States Patent [19]
Wefler

[11] **Patent Number:** **Des. 386,974**
[45] **Date of Patent:** ****Dec. 2, 1997**

[54] **COMBINED BOTTLE AND CAP**
[75] **Inventor:** **Mark E. Wefler, Racine, Wis.**
[73] **Assignee:** **S. C. Johnson & Son, Inc., Racine, Wis.**
[**] **Term:** **14 Years**
[21] **Appl. No.:** **61,157**
[22] **Filed:** **Oct. 17, 1996**
[51] **LOC (6) Cl.** **09-01**
[52] **U.S. Cl.** **D9/569; D9/544; D9/574**
[58] **Field of Search** **D9/544, 574, 564, D9/569, 551, 556, 542, 572-575; 215/382, 383, 384, 400**

D. 86,656 4/1932 Barbiers D9/569 X
D. 213,307 2/1969 Kneapler D9/558
D. 213,308 2/1969 Kneapler D9/558
D. 316,223 4/1991 Dinand D9/548

Primary Examiner—Lucy Lieberman

[57] **CLAIM**

The ornamental design for a combined bottle and cap, as shown and described.

DESCRIPTION

FIG. 1 is a top, front and right side perspective view of a combined bottle and cap showing my new design;
FIG. 2 is a front elevational view of the bottle of FIG. 1, the back view being a mirror image of the front view;
FIG. 3 is a right side elevational view of the bottle, the left side being a mirror image of the right side;
FIG. 4 is a top plan view of the bottle of FIG. 1; and,
FIG. 5 is the bottom plan view of the bottle of FIG. 1.

[56] **References Cited**
U.S. PATENT DOCUMENTS

D. 21,509 4/1892 Oberfelder D9/545
D. 21,711 7/1892 Mott D9/545

1 Claim, 1 Drawing Sheet






FIG. 1




FIG. 2

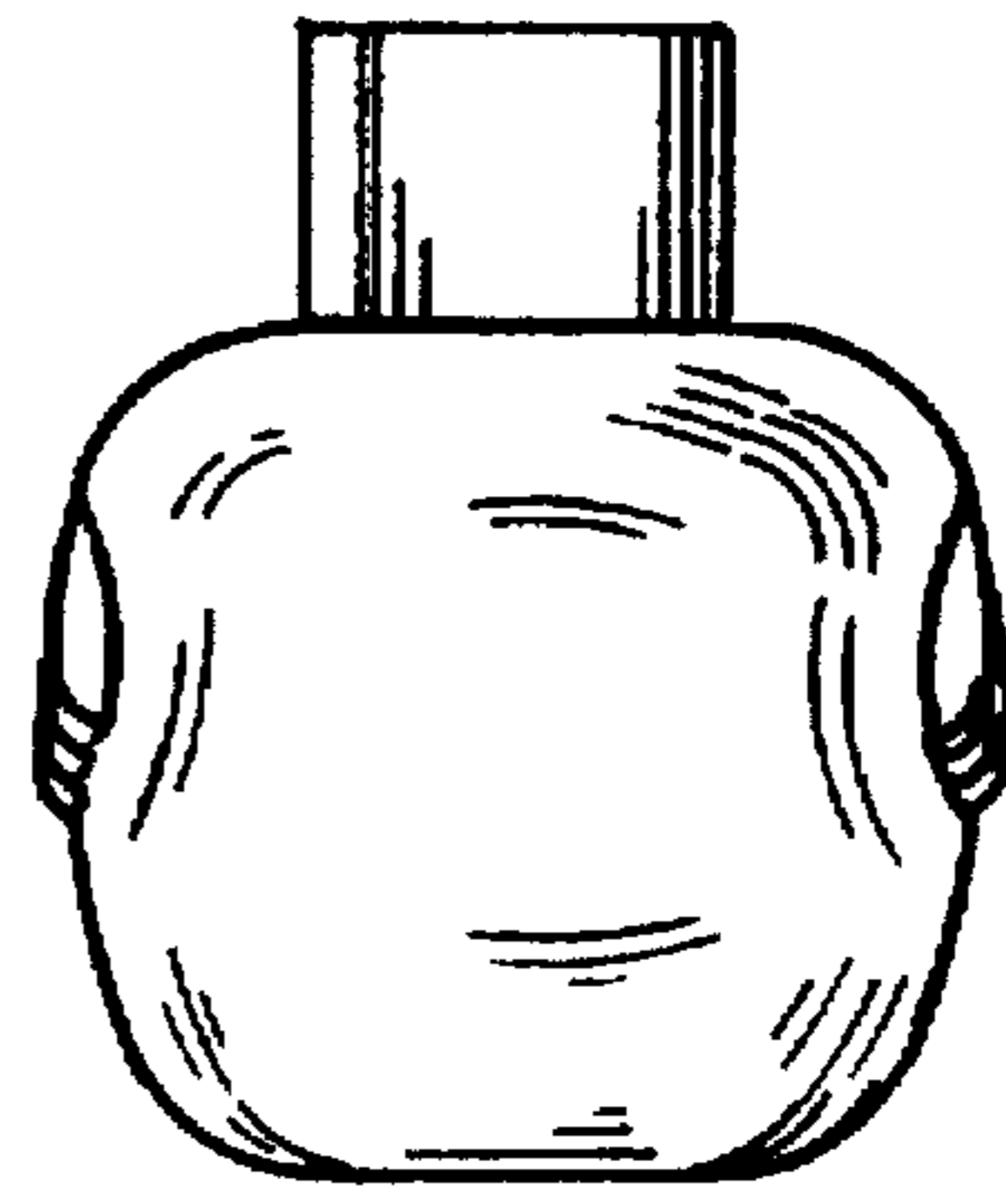


FIG. 3

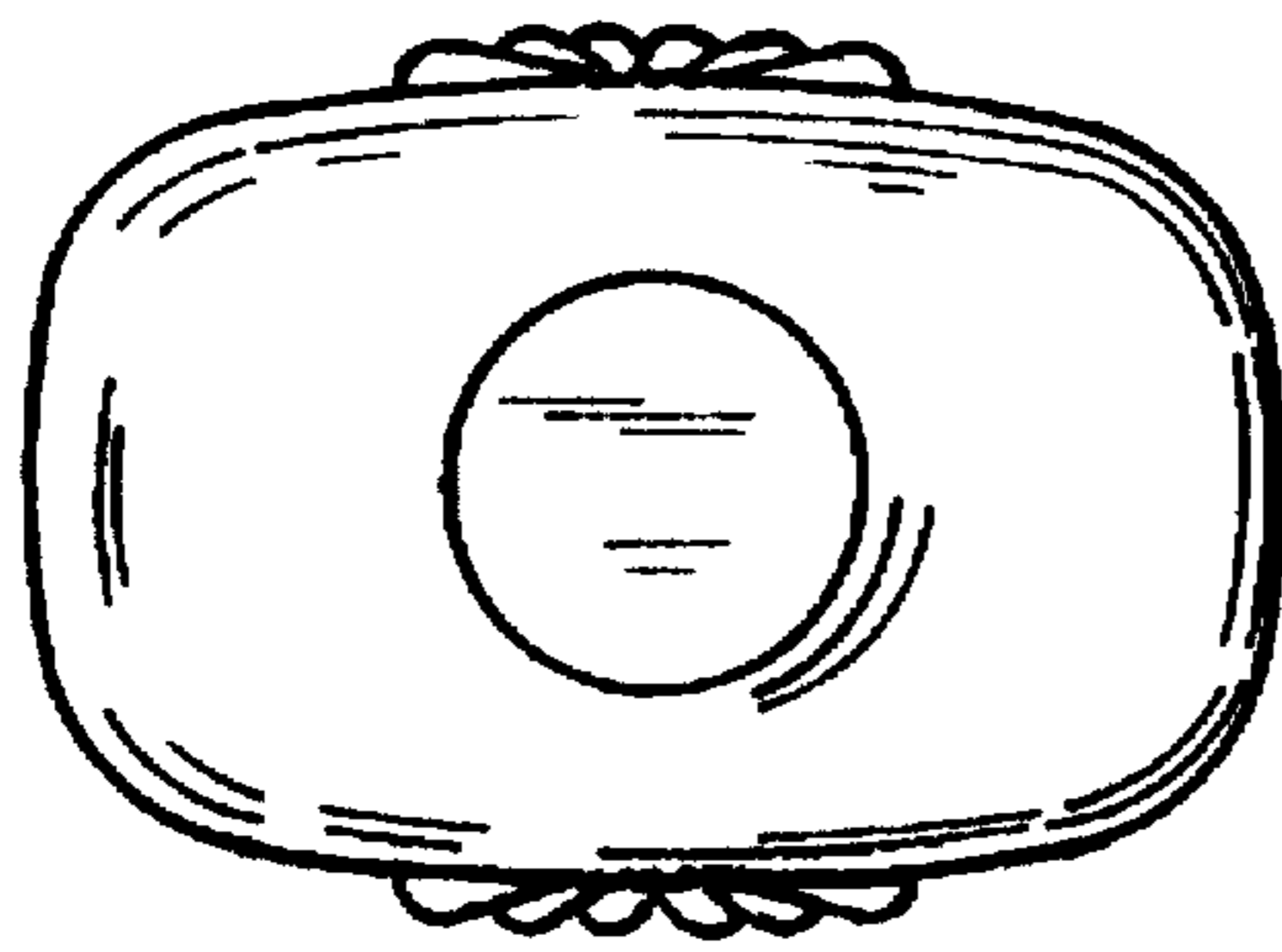


FIG. 4

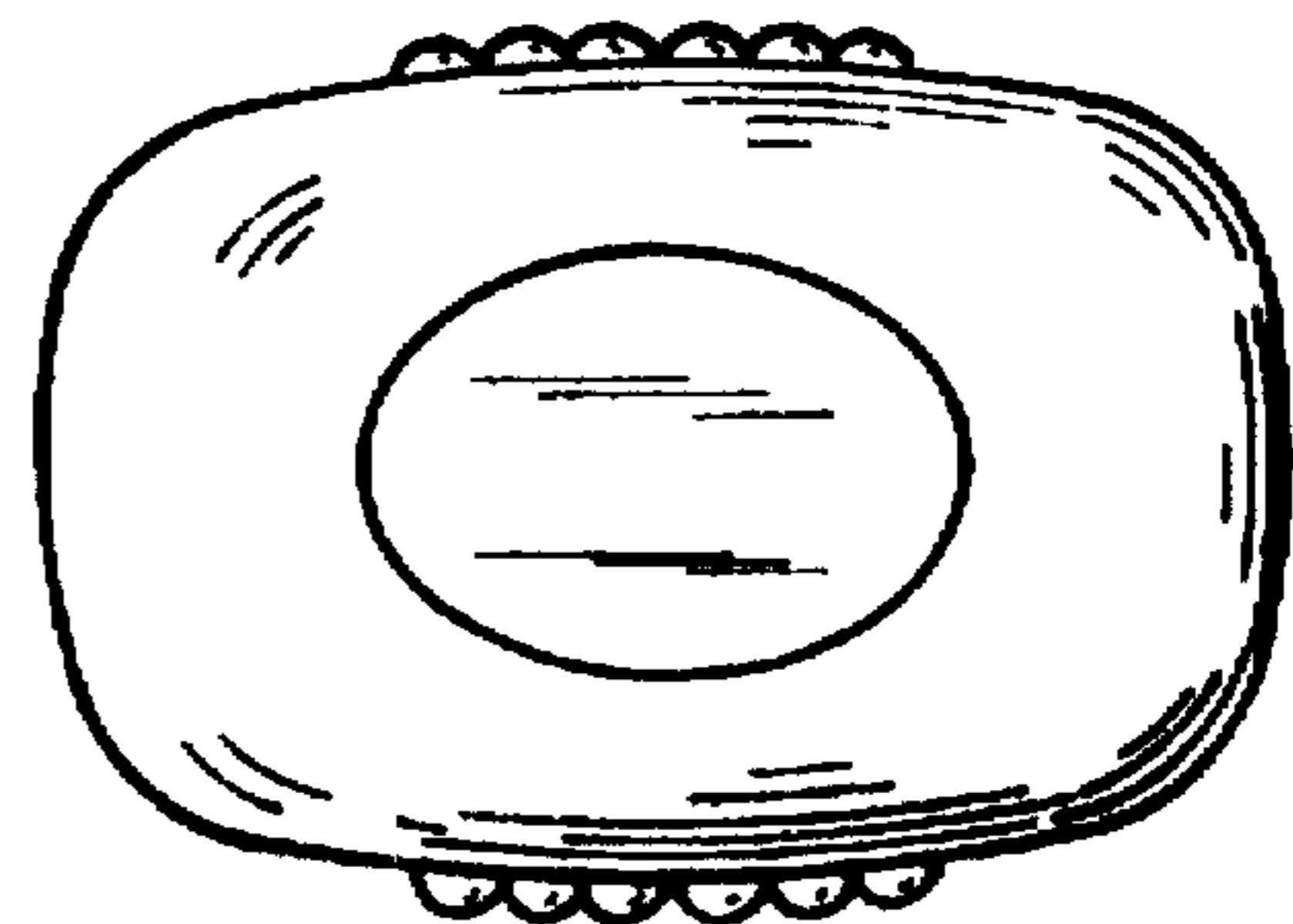


FIG. 5