



US00D386932S

United States Patent [19]
Chang

[11] **Patent Number: Des. 386,932**

[45] **Date of Patent: **Dec. 2, 1997**

[54] **CD FRAME**

[76] **Inventor: David Chang**, Floor 12-6, No. 1, Sec. 1, Chung-Hua Rd., Taichung, Taiwan

[**] **Term: 14 Years**

[21] **Appl. No.: 60,244**

[22] **Filed: Sep. 25, 1996**

[51] **LOC (6) Cl. 06-04**

[52] **U.S. Cl. D6/630; D6/453**

[58] **Field of Search** D6/629, 630, 627, D6/628, 407, 450, 453, 466-468, 473; 24/40-42; 206/307, 307.1, 308.1, 309, 387.1, 387.15, 454.445; D19/86, 90; D21/161, 154

[56] **References Cited**

U.S. PATENT DOCUMENTS

| | | | | |
|------------|---------|--------------|-------|-----------|
| D. 136,920 | 12/1943 | Rebholz | | D21/161 X |
| D. 170,504 | 9/1953 | Lee | | D19/86 X |
| D. 172,528 | 6/1954 | Zipkin | | D19/86 |
| D. 172,759 | 8/1954 | Orren et al. | | D21/161 X |
| D. 176,313 | 12/1955 | Dietz | | D19/90 |

| | | | | |
|------------|---------|-----------|-------|-----------|
| D. 176,486 | 12/1955 | Ruth | | D21/161 X |
| D. 179,949 | 3/1957 | Malsed | | D19/90 X |
| D. 319,741 | 9/1991 | Sylvester | | D6/407 |
| D. 353,958 | 1/1995 | Hirsch | | D6/407 X |
| D. 369,266 | 4/1996 | Dardashti | | D6/629 |
| 5,195,642 | 3/1993 | Dardashti | | 211/40 X |
| 5,370,242 | 12/1994 | Huang | | 211/40 |

Primary Examiner—Jeffrey Asch
Attorney, Agent, or Firm—Browdy and Neimark

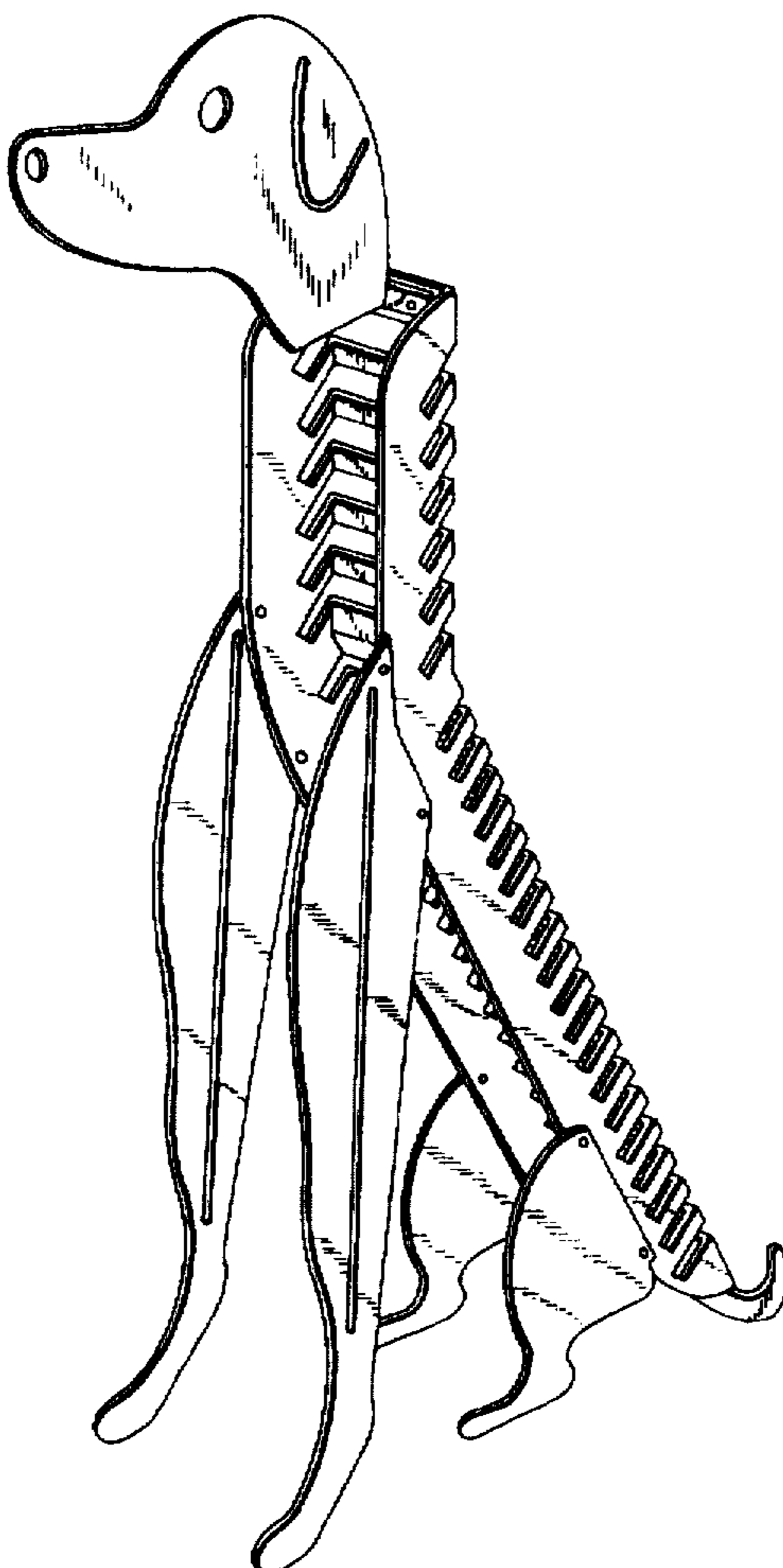
[57] **CLAIM**

The ornamental design for a “CD frame,” as shown and described.

DESCRIPTION

FIG. 1 shows a perspective view of a CD frame showing my new design;
FIG. 2 shows a front elevational view;
FIG. 3 shows a rear elevational view;
FIG. 4 shows a left elevational view;
FIG. 5 shows a right elevational view;
FIG. 6 shows a top plan view; and,
FIG. 7 shows a bottom plan view.

1 Claim, 3 Drawing Sheets



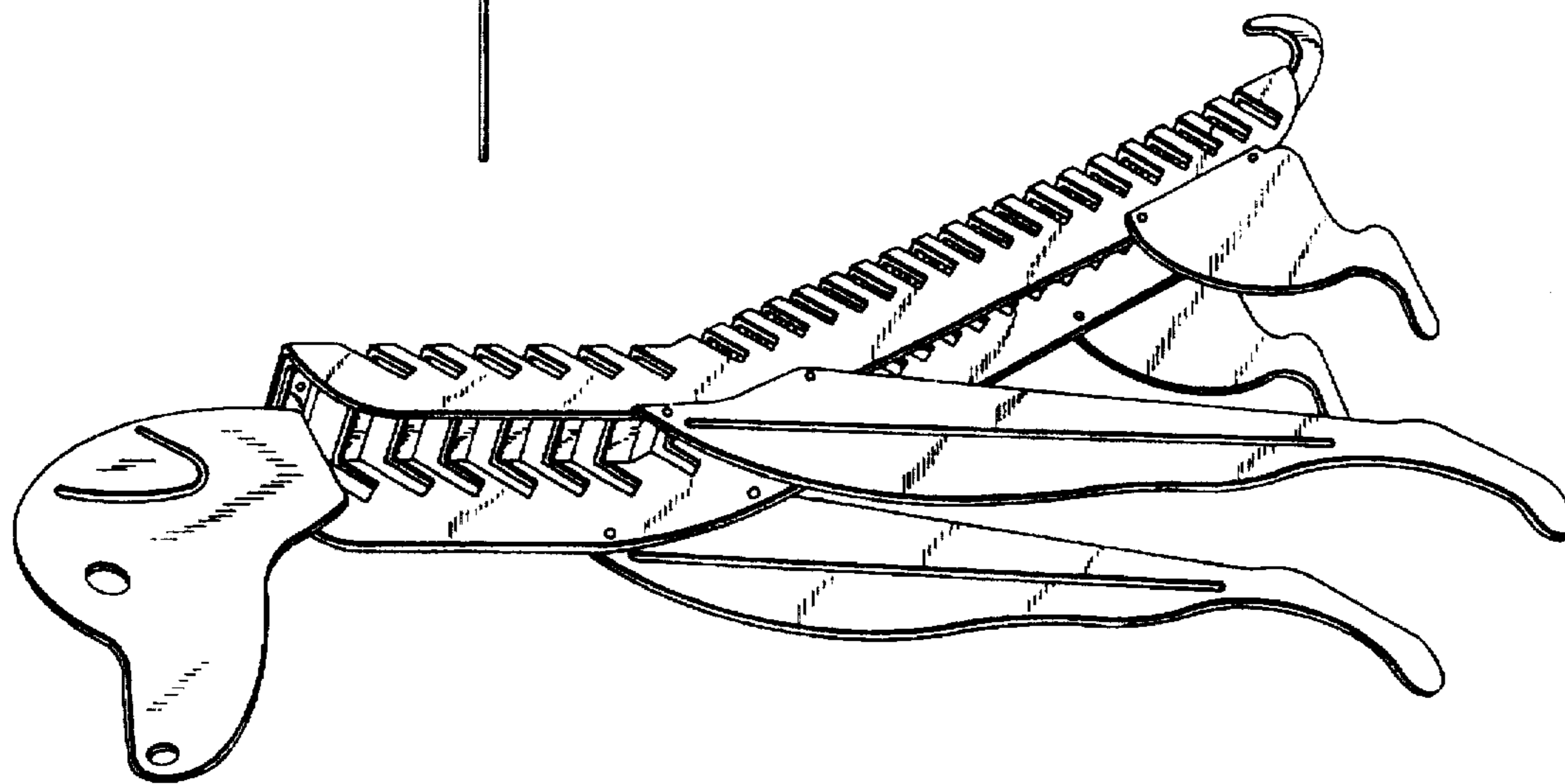


FIG. 1




FIG. 7




FIG. 5

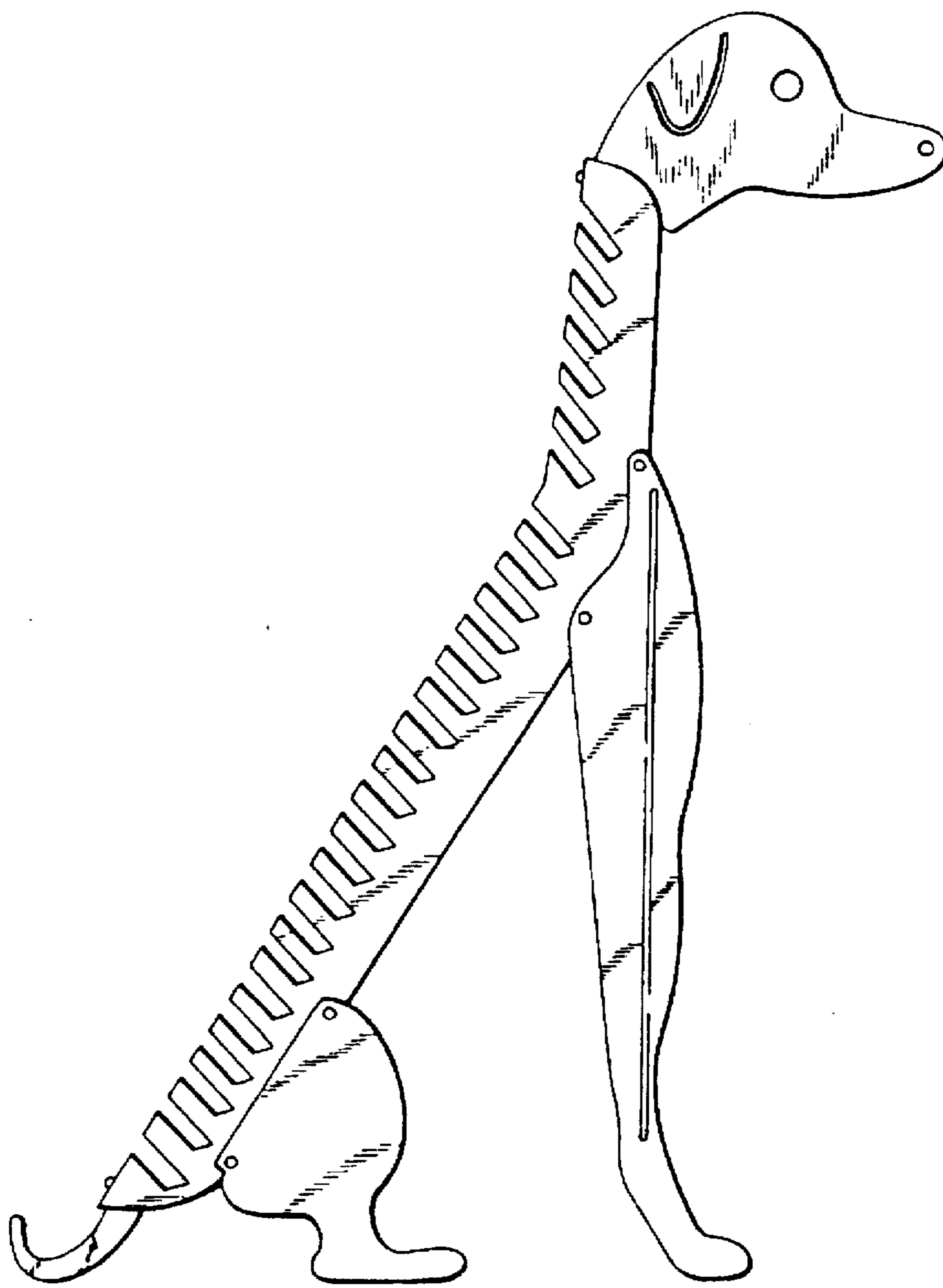


FIG. 3

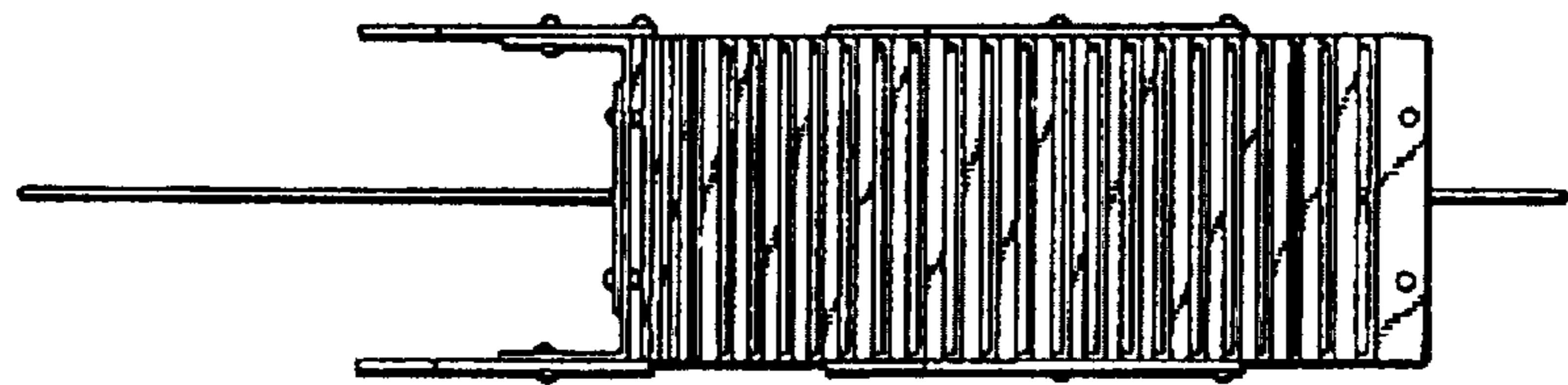


FIG. 6




FIG. 4

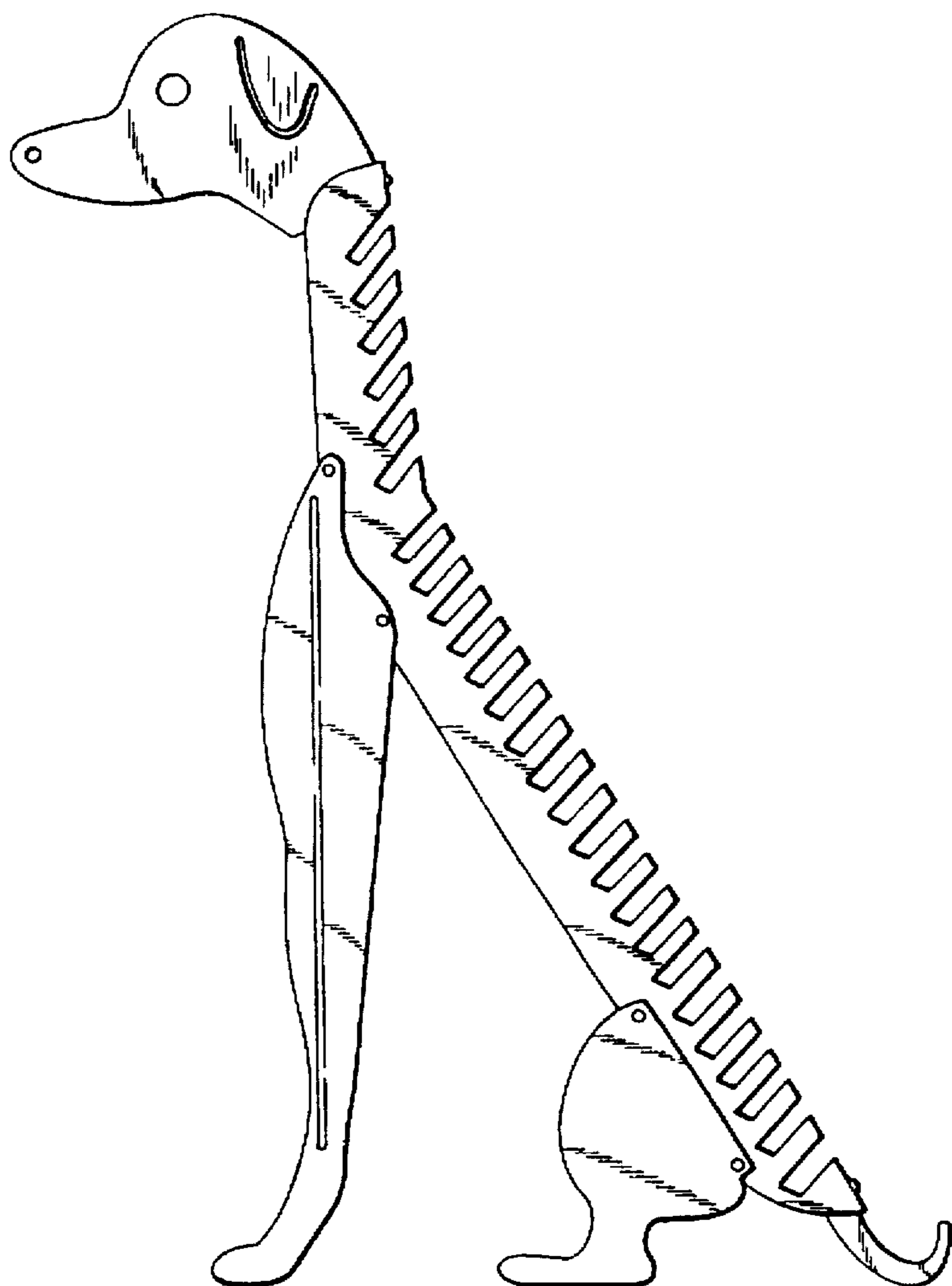


FIG. 2