



US00D386921S

United States Patent [19]

Wikman

[11] Patent Number: **Des. 386,921**

[45] Date of Patent: ****Dec. 2, 1997**

[54] **SHELF FOR ATTACHMENT TO THE UNDERSIDE OF A TABLE TOP**

[75] Inventor: **Gustav Wikman, Älvsjö, Sweden**

[73] Assignee: **Tommie Pettersson, Tyreso, Sweden**

[**] Term: **14 Years**

[21] Appl. No.: **48,756**

[22] Filed: **Nov. 24, 1995**

[30] **Foreign Application Priority Data**

May 23, 1995 [SE] Sweden 95-1069

[51] **LOC (6) Cl.** **06-04**

[52] **U.S. Cl.** **D6/512**

[58] **Field of Search** D6/512, 513, 514, D6/510, 511; 206/577; 211/86, 113, 126; 248/317, 311.2, 318; D19/86

[56] **References Cited**

U.S. PATENT DOCUMENTS

- D. 344,654 3/1994 McCrudden D6/513
- D. 348,904 7/1994 Linder D19/86 X
- D. 374,582 10/1996 Chu D6/513

2,490,426 12/1949 Gerdeman 248/311.2

Primary Examiner—Brian N. Vinson
Attorney, Agent, or Firm—Cushman Darby & Cushman Intellectual Property Group of Pillsbury Madison & Sutro LLP

[57] **CLAIM**

The ornamental design for a shelf for attachment to the underside of a table top, as shown and described.

DESCRIPTION

FIG. 1 is a perspective view of a shelf for attachment to the underside of a table top showing my new design from the front, top and left side;

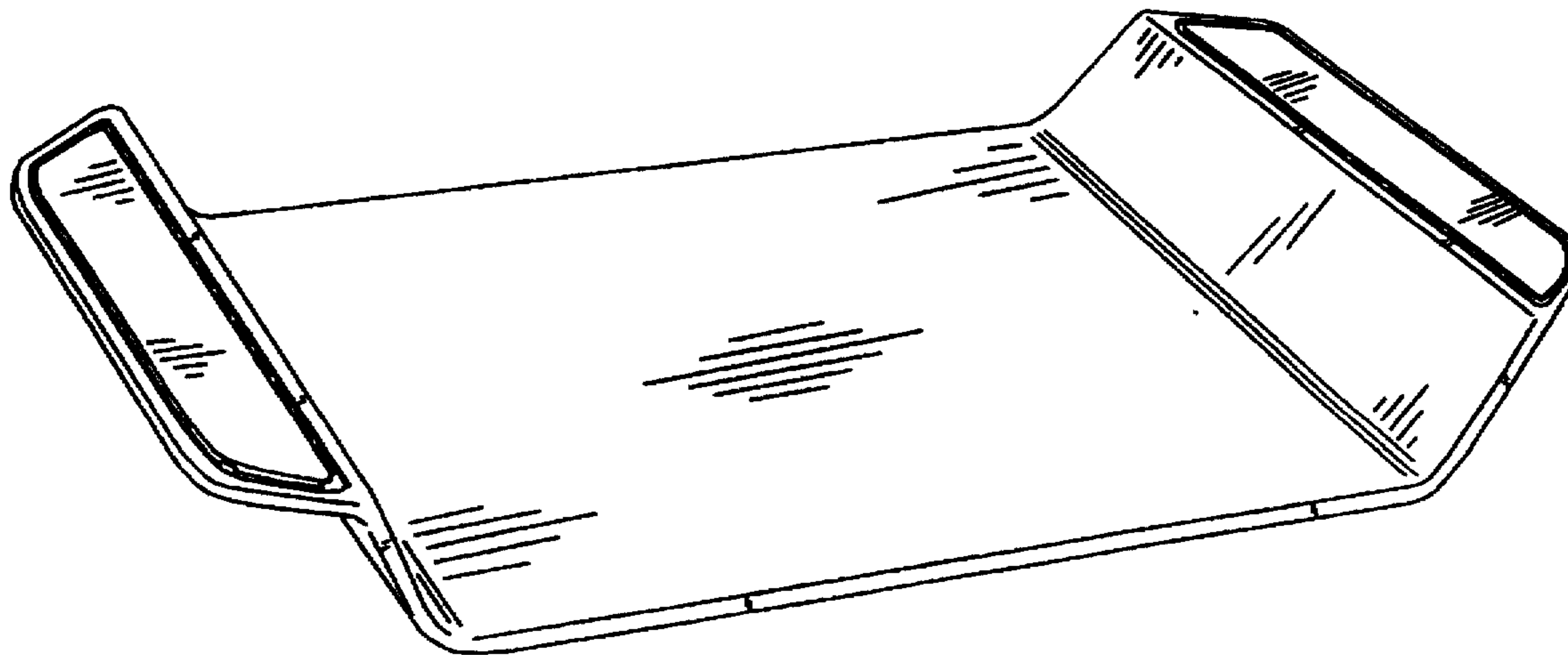
FIG. 2 is a perspective view thereof from the rear, right side and bottom;

FIG. 3 is a front elevational view thereof, the rear being a mirror image thereof; and,

FIG. 4 is a top plan view thereof.

The intermittent features seen on the D-shaped end pieces from above, are perforations through the tray, and the transverse lines on the underside indicate notches providing fold lines.

1 Claim, 2 Drawing Sheets



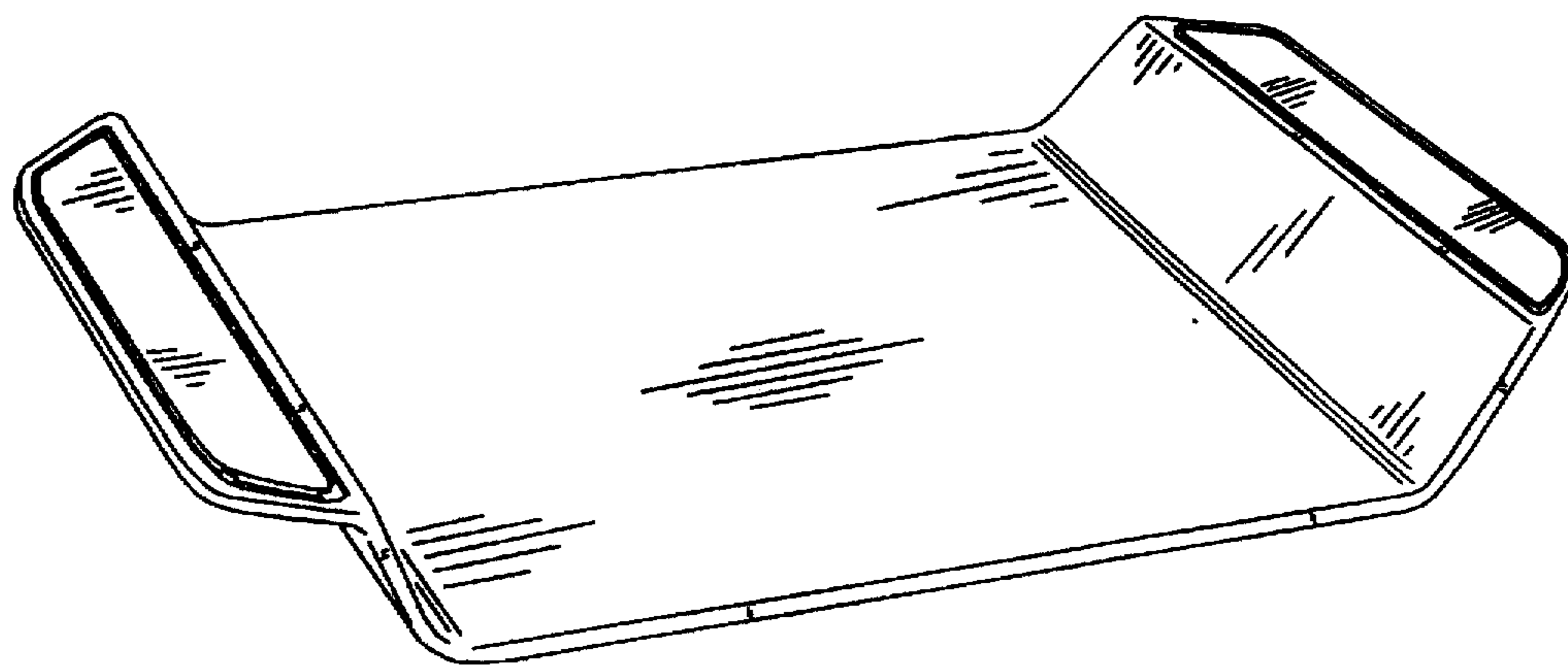


FIG. 1

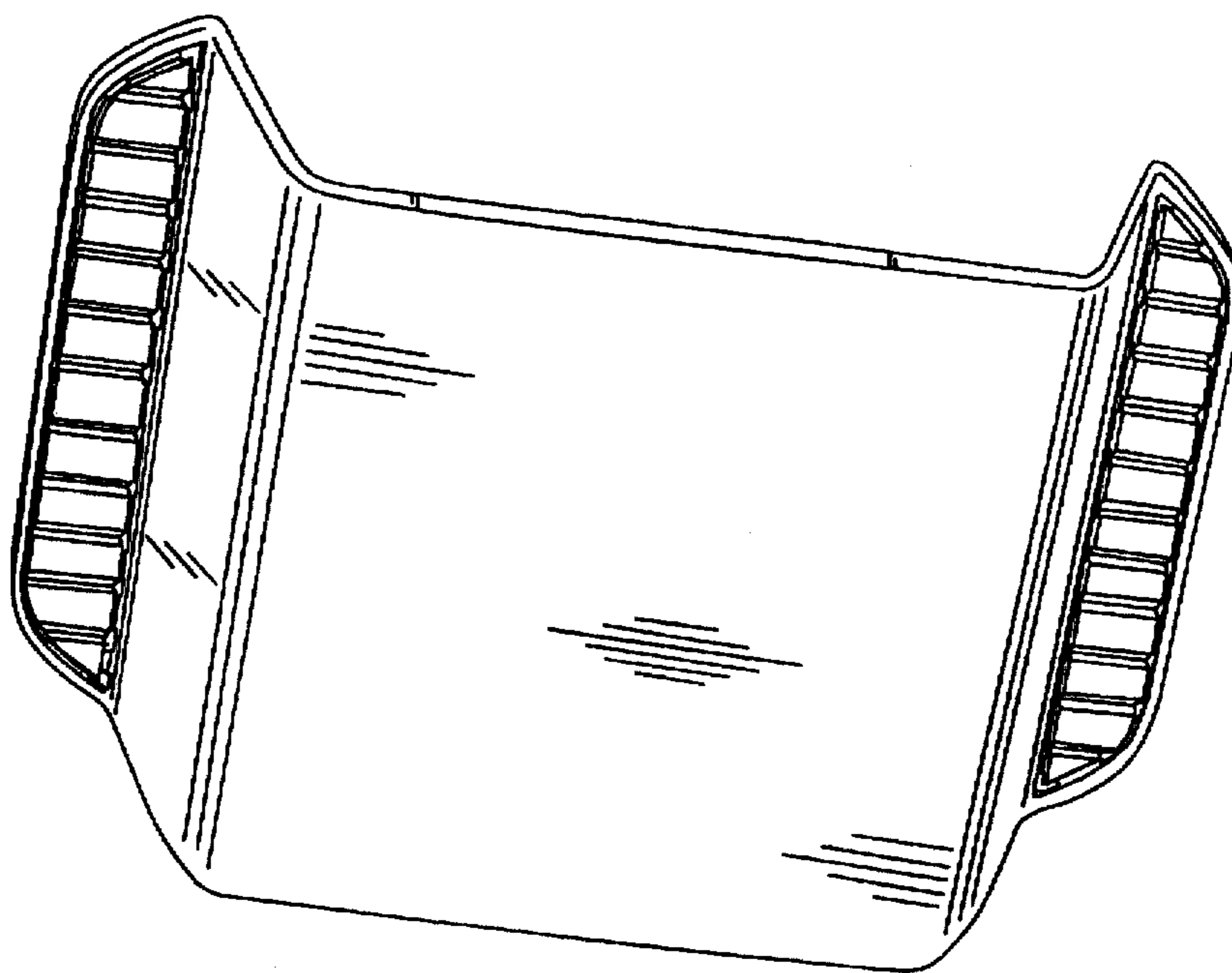


FIG. 2




FIG. 3

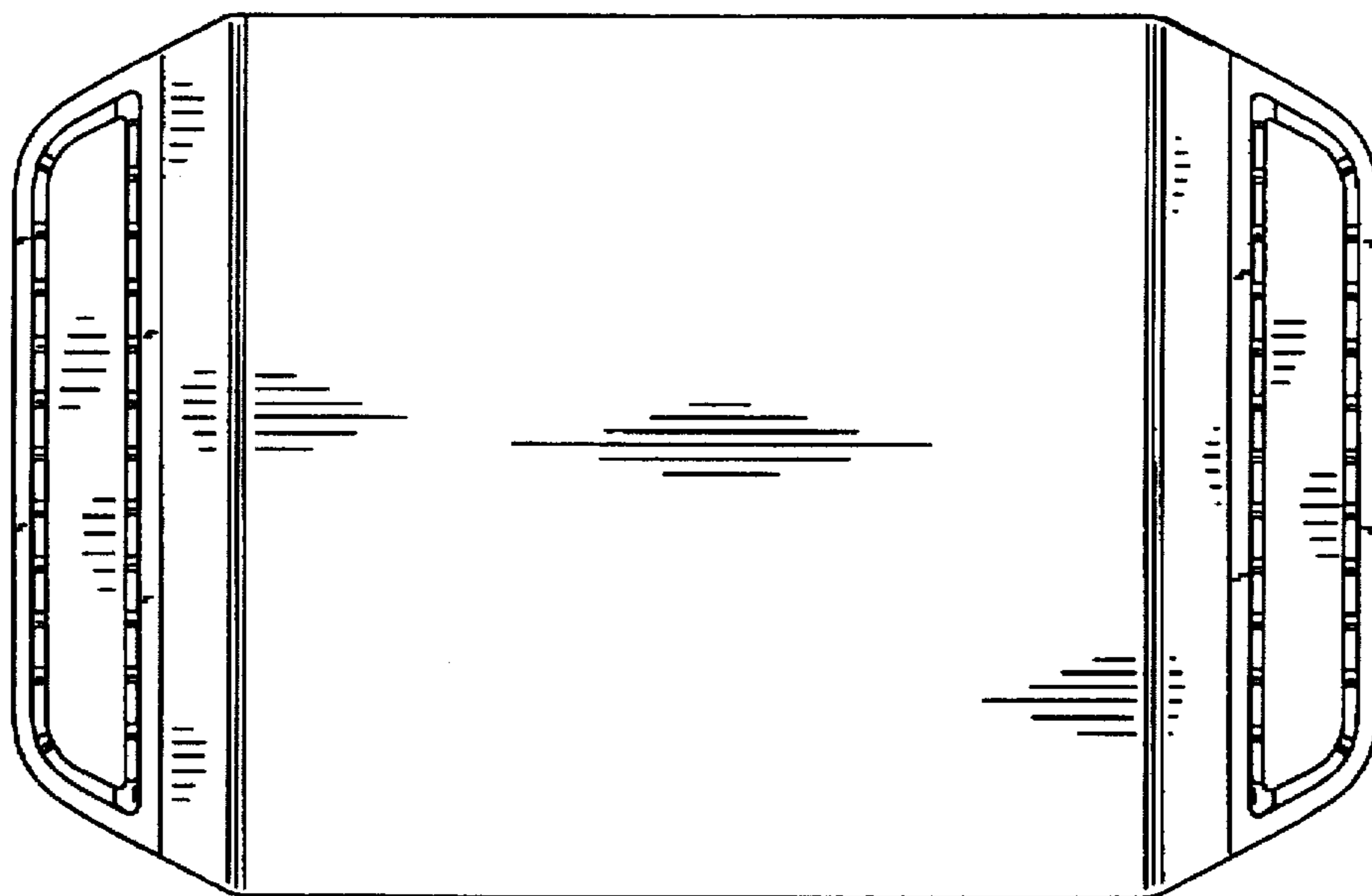


FIG. 4