



US00D386919S

# United States Patent [19]

Adenau et al.

[11] Patent Number: **Des. 386,919**

[45] Date of Patent: **\*\*Dec. 2, 1997**

[54] **ARTICLE DISPLAY STAND**

[75] Inventors: **Marvin Adenau, Wadsworth, Ill.;**  
**Larry Hunn, Dunwoody, Ga.; William**  
**Brice, Jr., Palatine, Ill.**

[73] Assignee: **Schutz International, Inc., Morton**  
**Grove, Ill.**

[\*\*] Term: **14 Years**

[21] Appl. No.: **61,478**

[22] Filed: **Oct. 24, 1996**

[51] LOC (6) Cl. .... **20-02**

[52] U.S. Cl. .... **D6/473; D6/409**

[58] Field of Search ..... D6/462, 470, 449,  
D6/471, 464, 466, 473, 467, 468, 456,  
409, 463, 465; D20/2, 4, 8; 248/146, 148,  
150, 127; 312/50, 114, 117; 206/769, 770;  
221/155; 211/50, 52, 45, 47; 40/124, 124.1,  
124.4

[56] **References Cited**

**U.S. PATENT DOCUMENTS**

D. 156,861 1/1950 Babcock ..... D20/4

D. 232,399 8/1974 Miles ..... D6/409

D. 322,523 12/1991 Brooks et al. .... D6/409

D. 335,594 5/1993 Muniz ..... D6/467

D. 372,816 8/1996 Rose et al. .... D6/473

*Primary Examiner*—James Gandy

*Assistant Examiner*—Linda Brooks

*Attorney, Agent, or Firm*—Wood, Phillips, VanSanten, Clark  
& Mortimer

[57] **CLAIM**

The ornamental design for an article display stand, as shown  
and described.

**DESCRIPTION**


FIG. 1 is a perspective view of an article display stand in  
accordance with the present invention;


FIG. 2 is a front elevation view of the article display stand  
shown in FIG. 1; and,

FIG. 3 is a left side elevation view of the article display stand  
shown in FIG. 1.

The bottom and back of the article display stand form no part  
of the claimed design. The right side elevation view of the  
article display stand is a mirror image of FIG. 3. The  
surfaces within the broken lines shown in FIGS. 1 and 2 are  
for illustrative purposes only and form no part of the claimed  
design.

**1 Claim, 3 Drawing Sheets**





*Fig. 1*




Fig. 2



*Fig. 3*

