



US00D386918S

United States Patent [19]
Collins

[11] **Patent Number: Des. 386,918**

[45] **Date of Patent: **Dec. 2, 1997**

[54] **DEER BUTCHERING RACK**

[76] **Inventor: James E. Collins, 1025 Batie La., Pamplico, S.C. 29583**

[**] **Term: 14 Years**

[21] **Appl. No.: 48,919**

[22] **Filed: Jan. 16, 1996**

[51] **LOC (6) Cl. 06-99**

[52] **U.S. Cl. D6/462; D6/429**

[58] **Field of Search D6/462, 429, 449, D6/512, 463, 495, 329, 396; 108/120, 25, 26, 27, 119, 28, 24, 118, 92, 93; 211/135, 149, 195, 196, 197, 198, 199, 200, 201, 202, 203, 204, 205, 206; 452/189, 191, 192, 185, 188; D7/368, 381; D32/58; 248/165, 166, 434, 439; 34/239-240**

1,159,727 11/1915 Springer et al. D32/58 X
 2,706,829 4/1955 Charnin 211/200 X
 5,569,071 10/1996 Metier 452/185

FOREIGN PATENT DOCUMENTS

2243768 11/1991 United Kingdom 248/166

Primary Examiner—James Gandy
Assistant Examiner—Linda Brooks

[57] **CLAIM**

The ornamental design for a deer butchering rack, as shown and described.

DESCRIPTION

FIG. 1 is a front elevational view of the deer butchering rack showing my new design, the rear elevational view being a mirror image thereof;
 FIG. 2 is a left side elevational view thereof, the right side elevational view being a mirror image thereof;
 FIG. 3 is a top plan view thereof;
 FIG. 4 is a bottom plan view thereof; and,
 FIG. 5 is a perspective view thereof.

[56] **References Cited**

U.S. PATENT DOCUMENTS

D. 290,666 7/1987 Joseph D6/449
 D. 322,698 12/1991 Cassel D32/58
 841,058 1/1907 Sherlock 211/201

1 Claim, 3 Drawing Sheets

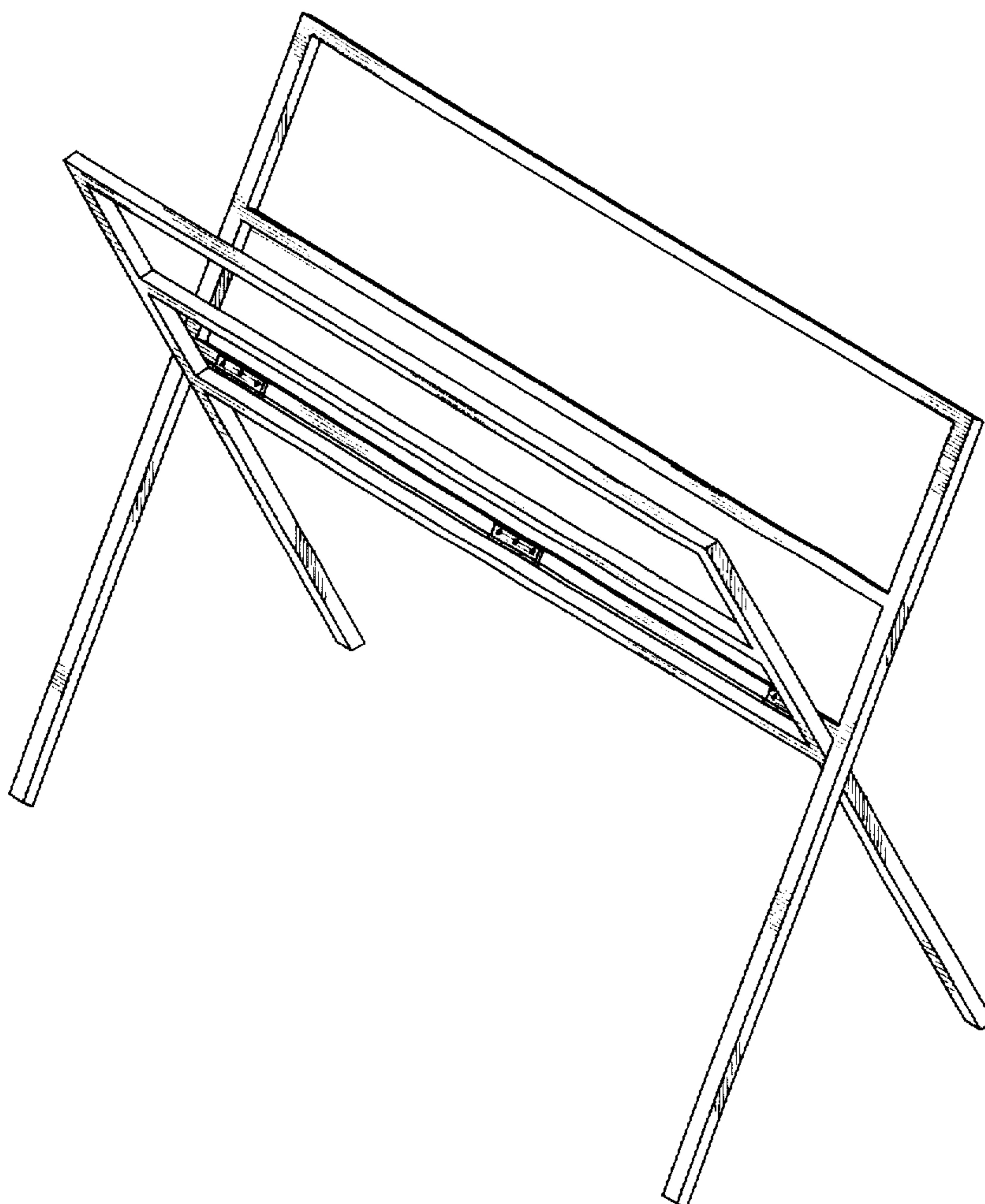


FIG. 1




FIG. 2

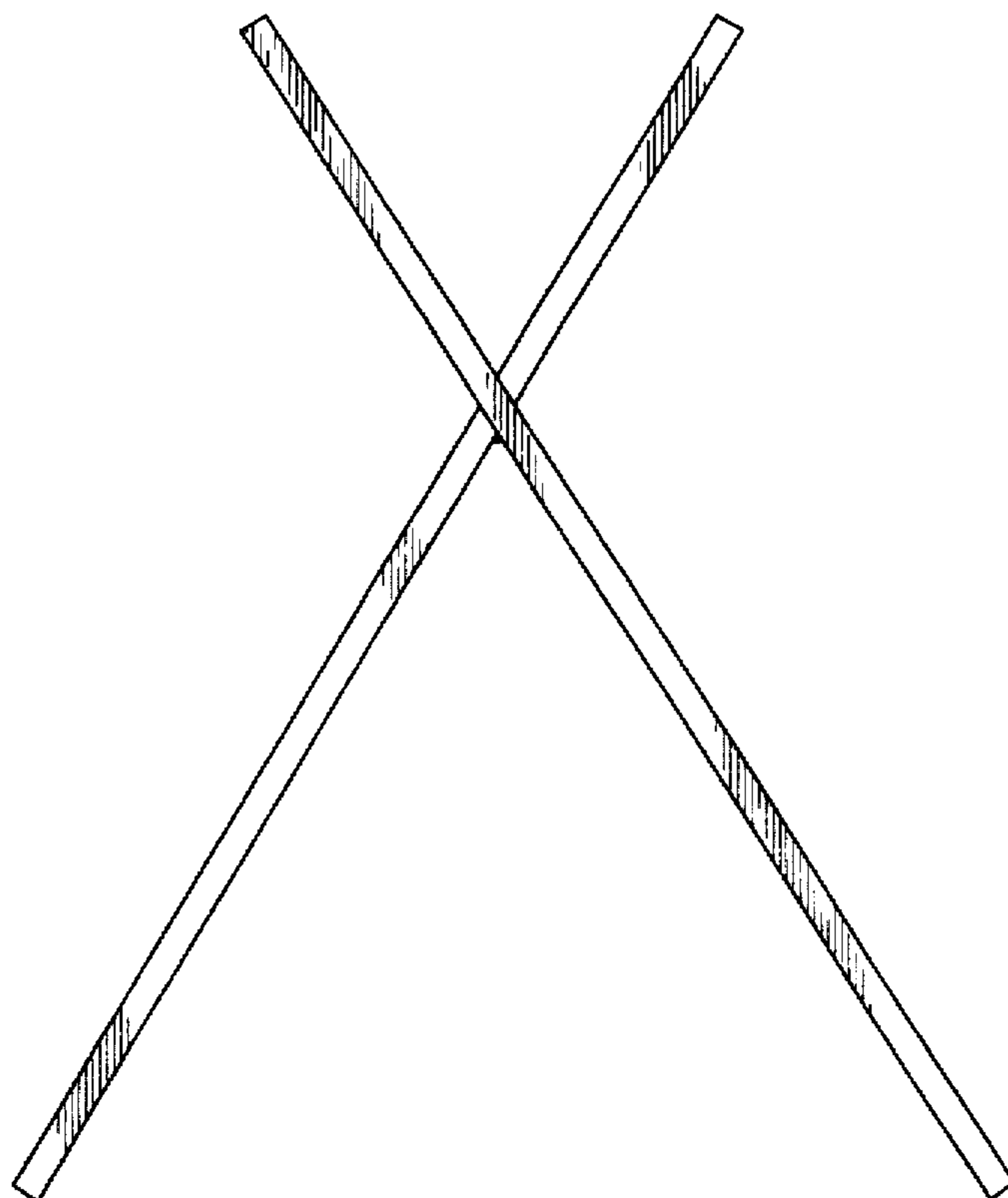


FIG. 3

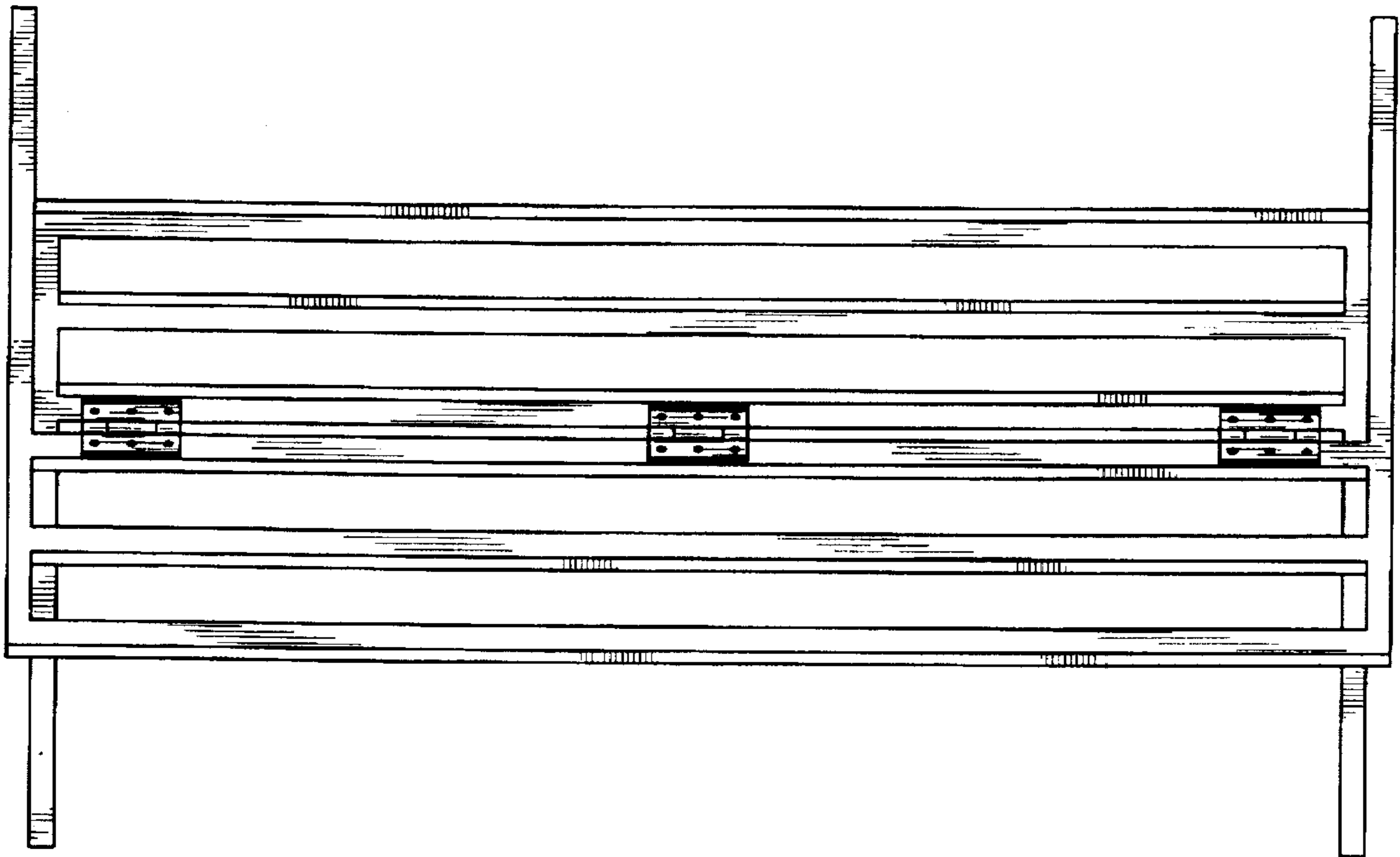


FIG. 4




FIG. 5

