



US00D386903S

United States Patent [19]

[11] Patent Number: **Des. 386,903**

Curry et al.

[45] Date of Patent: ****Dec. 2, 1997**

[54] **TOOL BOX**

[75] Inventors: **David A. Curry; Jack A. Parise; George R. Slivon**, all of Kenosha, Wis.

[73] Assignee: **Snap-on Technologies, Inc.**,
Lincolnshire, Ill.

[**] Term: **14 Years**

[21] Appl. No.: **59,627**

[22] Filed: **Aug. 27, 1996**

[51] LOC (6) Cl. **03-01**

[52] U.S. Cl. **D3/282; D3/905; D3/273**

[58] Field of Search **D3/272, 273, 274, D3/281, 282, 283, 294, 295, 905; 206/349, 371, 372, 373, 576; 190/113, 114, 115; 220/326, 533**

[56] **References Cited**

U.S. PATENT DOCUMENTS

D. 236,551	8/1975	Shook	D3/294
D. 306,936	4/1990	McMillan et al.	D3/283
D. 308,915	7/1990	Lanius	D3/905
D. 310,099	8/1990	Chapman et al.	D3/273
D. 314,082	1/1991	Kime	D3/905
D. 322,889	1/1992	Ward	D3/905
D. 332,870	2/1993	Fink et al.	D3/281
D. 345,650	4/1994	Boyd	D3/905
D. 347,114	5/1994	Tengvall	D3/905
1,965,175	7/1934	Dolan	.	
1,984,345	12/1934	Kennedy	.	
2,286,427	6/1942	Levensten	.	

3,214,052	10/1965	Dike	.	
3,587,904	6/1971	Harris et al.	.	
4,341,050	7/1982	Long	52/589
4,775,199	10/1988	Lanius et al.	312/220
5,114,028	5/1992	Ring	.	
5,163,560	11/1992	Parrish, Jr. et al.	206/576
5,238,142	8/1993	Hanna et al.	220/772
5,297,674	3/1994	Birutis et al.	206/214
5,335,759	8/1994	Yeh	190/115
5,368,164	11/1994	Bennett et al.	206/373
5,378,005	1/1995	Norton	280/47.26
5,431,263	7/1995	Nordstrom	190/18 A
5,472,110	12/1995	Boyd et al.	206/373

Primary Examiner—Philip S. Hyder
Attorney, Agent, or Firm—Emrich & Dithmar

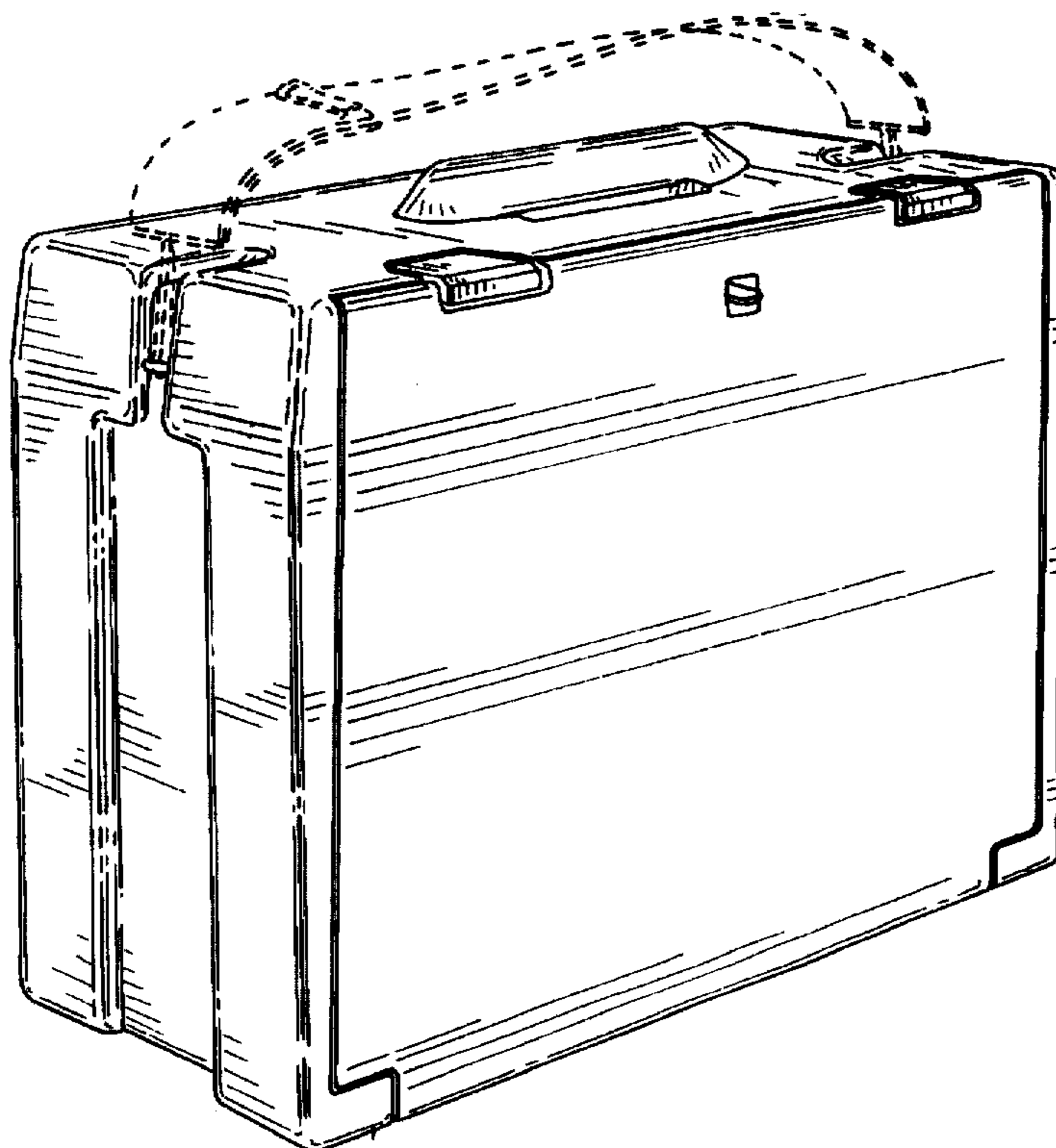
[57] **CLAIM**

The ornamental design for a tool box, as shown and described.

DESCRIPTION

FIG. 1 is a perspective view of the tool box showing our new design;
FIG. 2 is an end view of one end thereof, the other end being identical;
FIG. 3 is a front elevational view thereof;
FIG. 4 is a top plan view thereof;
FIG. 5 is a rear elevational view thereof; and,
FIG. 6 is a bottom plan view thereof.
The broken lines showing of a strap in FIG. 1 is for illustrative purposes only and forms no part of the claimed design.

1 Claim, 3 Drawing Sheets






FIG. 1

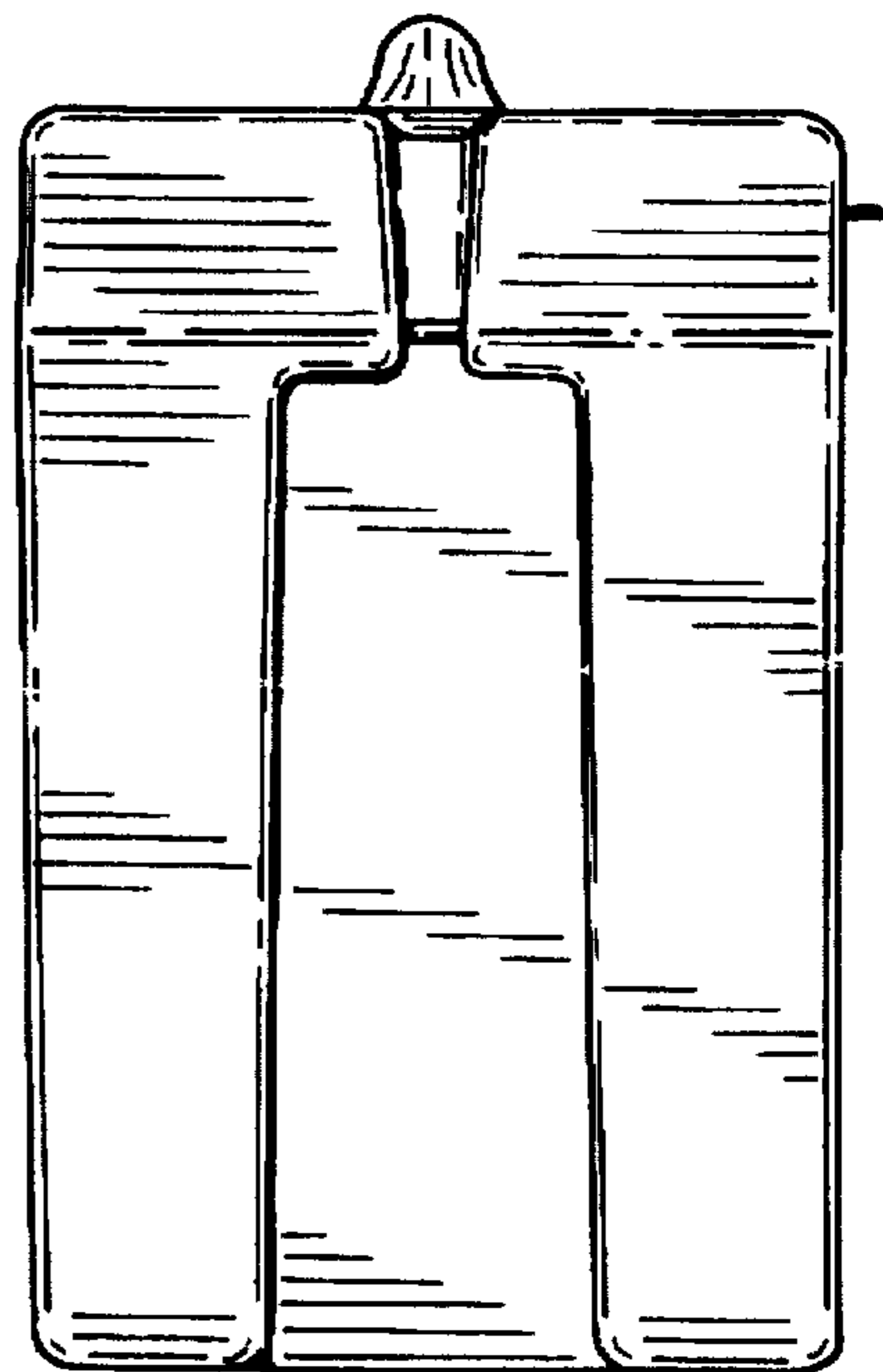


FIG. 2




FIG. 3




FIG. 4




FIG. 5

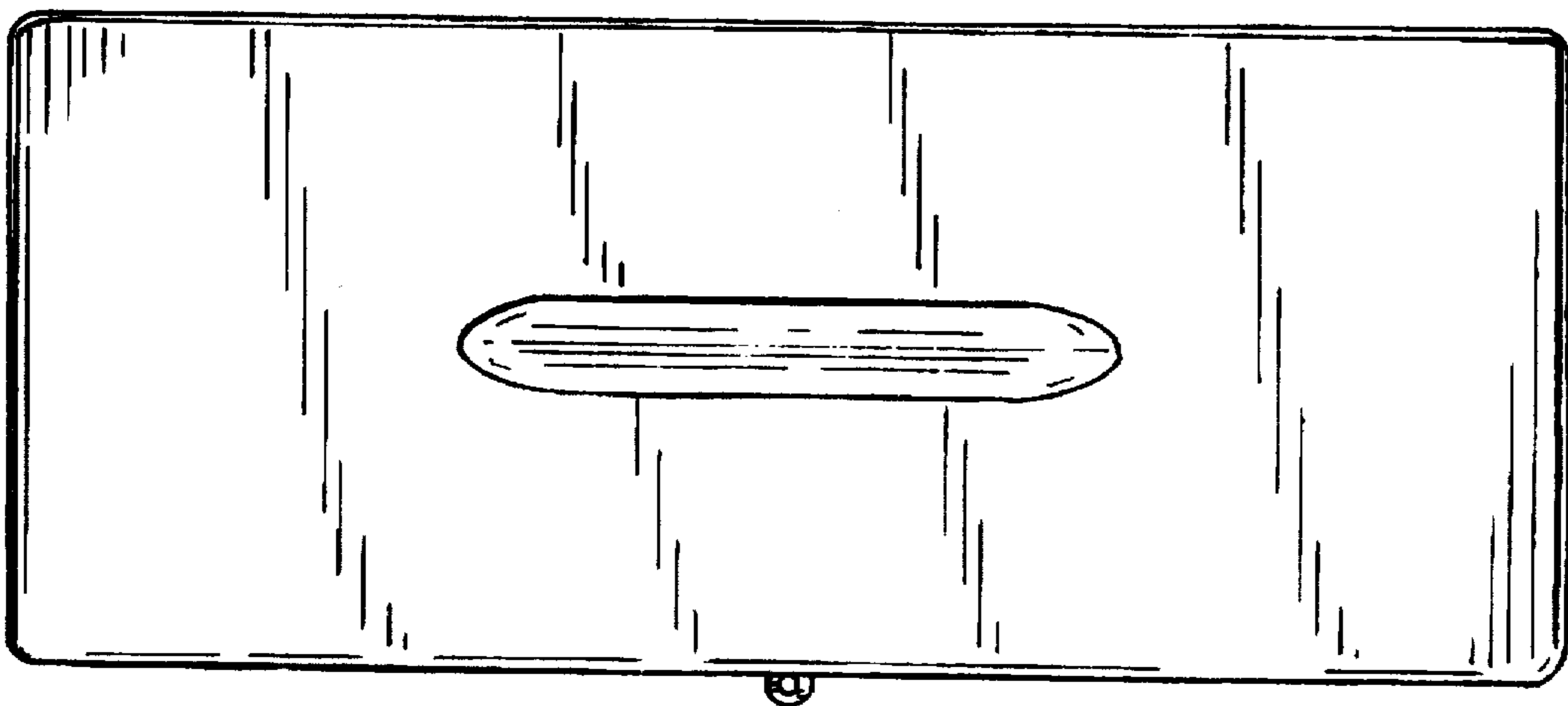


FIG. 6