



US00D386895S

United States Patent [19]
Hatfield

[11] **Patent Number: Des. 386,895**

[45] **Date of Patent: **Dec. 2, 1997**

- [54] **ELEMENT OF A SHOE**
- [75] **Inventor: Tinker L. Hatfield, Portland, Oreg.**
- [73] **Assignee: Nike, Inc., Beaverton, Oreg.**
- [**] **Term: 14 Years**
- [21] **Appl. No.: 55,449**
- [22] **Filed: Jun. 5, 1996**
- [51] **LOC (6) Cl. 02-99**
- [52] **U.S. Cl. D2/972; D2/973; D2/978**
- [58] **Field of Search D2/896, 902, 907, D2/908, 946, 947, 970, 972, 973, 974, 929-931, 976, 978; 36/83, 84, 45, 50.1, 114, 117.9, 11.5, 34 R**

- Spring 1996, Nike Footwear Catalog, p. 84, Published Jun. 1995.
- Fall 1995, Nike Footwear Catalog, p. 58, Published Nov. 1994.
- Late Spring, 1995, Nike Footwear Catalog, p. 26, Published Sep. 1994.
- Fall 1993, Nike Footwear Catalog, p. 48, Published Dec. 1992.
- Fall 1992, Nike Footwear Catalog, p. 44, Published Dec. 1991.
- Fall 1991, Nike Footwear Catalog, p. 76, Published Dec. 1990.
- Fall 1990, Nike Footwear Catalog, p. 90, Published Dec. 1989.

[56] **References Cited**

U.S. PATENT DOCUMENTS

D. 53,233	4/1919	Benedetti	D2/946
D. 133,801	9/1942	Smith	D2/947
D. 283,463	4/1986	Chassaing .	
D. 295,577	5/1988	Selbiger .	
D. 297,069	8/1988	Le .	
D. 303,038	8/1989	Clark .	
D. 307,350	4/1990	Brown et al. .	
D. 311,268	10/1990	Hatfield .	
D. 321,084	10/1991	Miller et al. .	
D. 322,879	1/1992	Hatfield .	
D. 337,647	7/1993	Cotsidas .	
D. 369,897	5/1996	Worthington .	
459,616	9/1891	von Rohonczy .	
1,649,173	11/1927	McDonough	36/34 R
2,894,338	7/1959	Scholl	36/11.5 X
4,670,998	6/1987	Pasternak	36/114
4,676,011	6/1987	O'Rourke et al. .	

OTHER PUBLICATIONS

- Fall 1996, Nike Footwear Catalog, p. 12, Published Dec. 1995.
- Late Spring 1996, Nike Footwear Catalog, pp. 89, 91, 94, 179, Published Aug. 1995.

Primary Examiner—Dominic Simone
Attorney, Agent, or Firm—Banner & Witcoff, Ltd.

[57] **CLAIM**

The ornamental design for an element of a shoe, as shown and described.

DESCRIPTION

FIG. 1 is a side elevational view of an element of a shoe showing my new design;

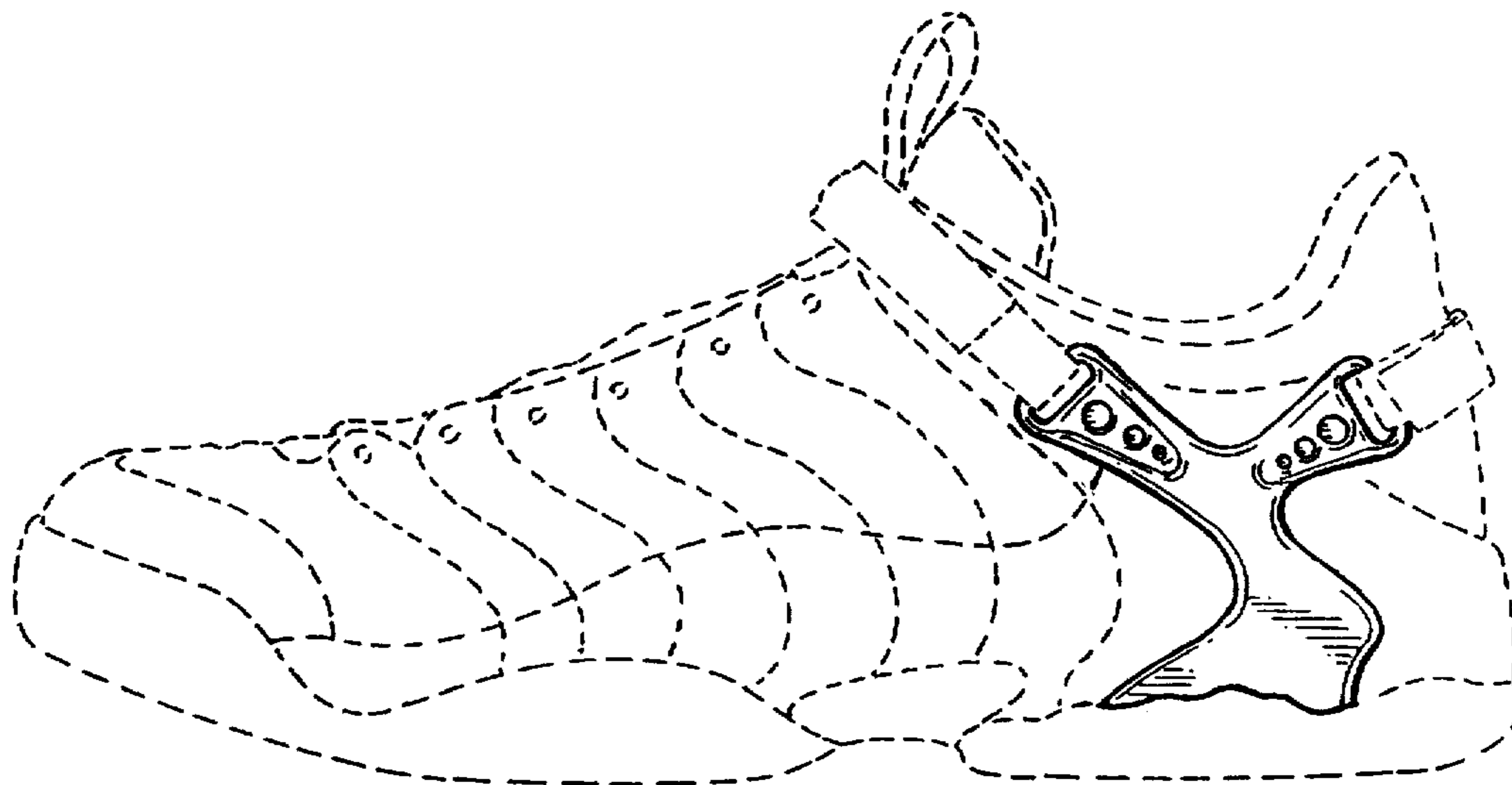
FIG. 2 is a front elevational view thereof;

FIG. 3 is a rear elevational view thereof; and,

FIG. 4 is a top plan view thereof.

The broken line showing of the remainder of the shoe is for illustrative purposes and forms no part of the claimed design.

1 Claim, 2 Drawing Sheets



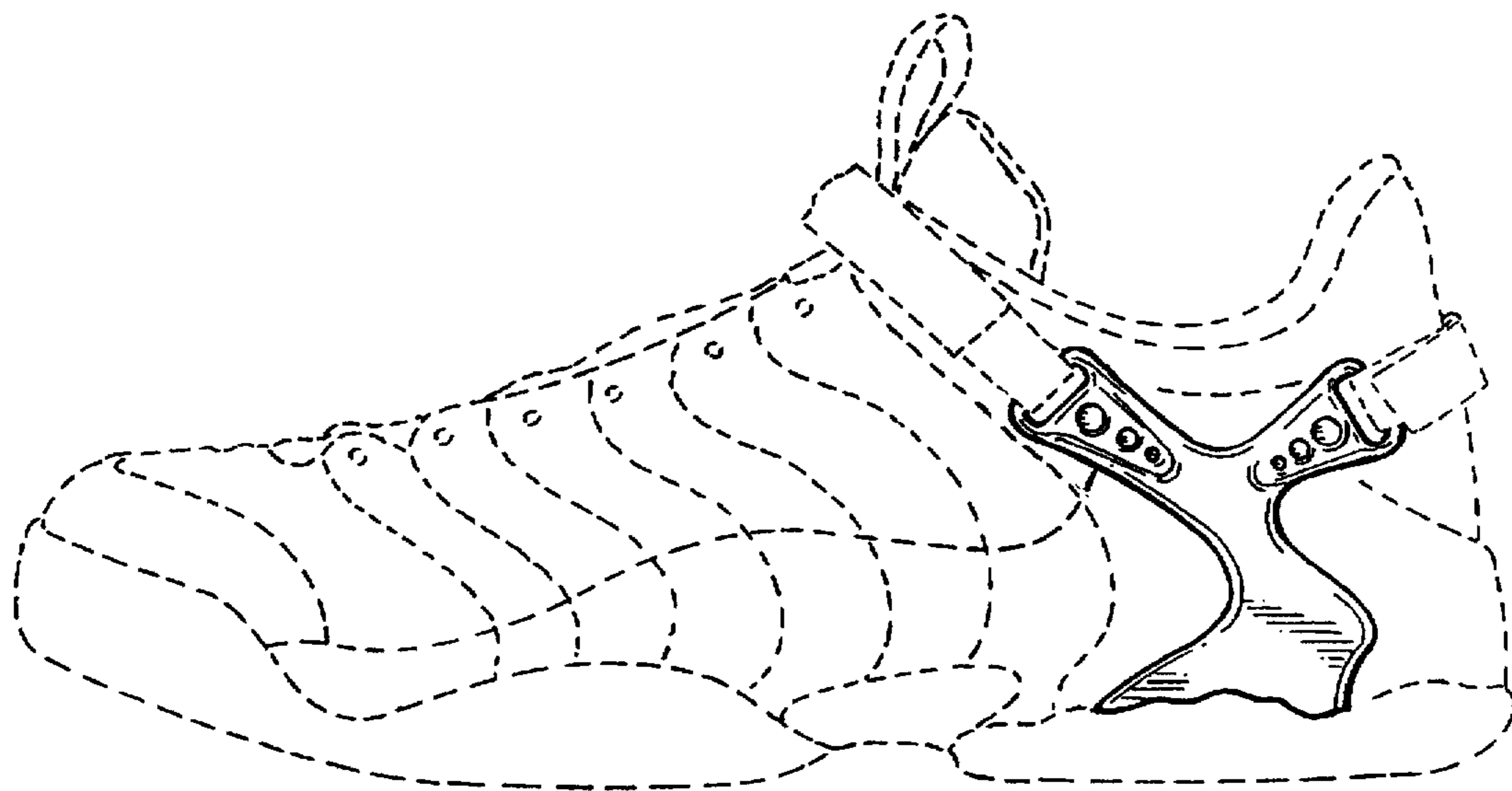


FIG. 1

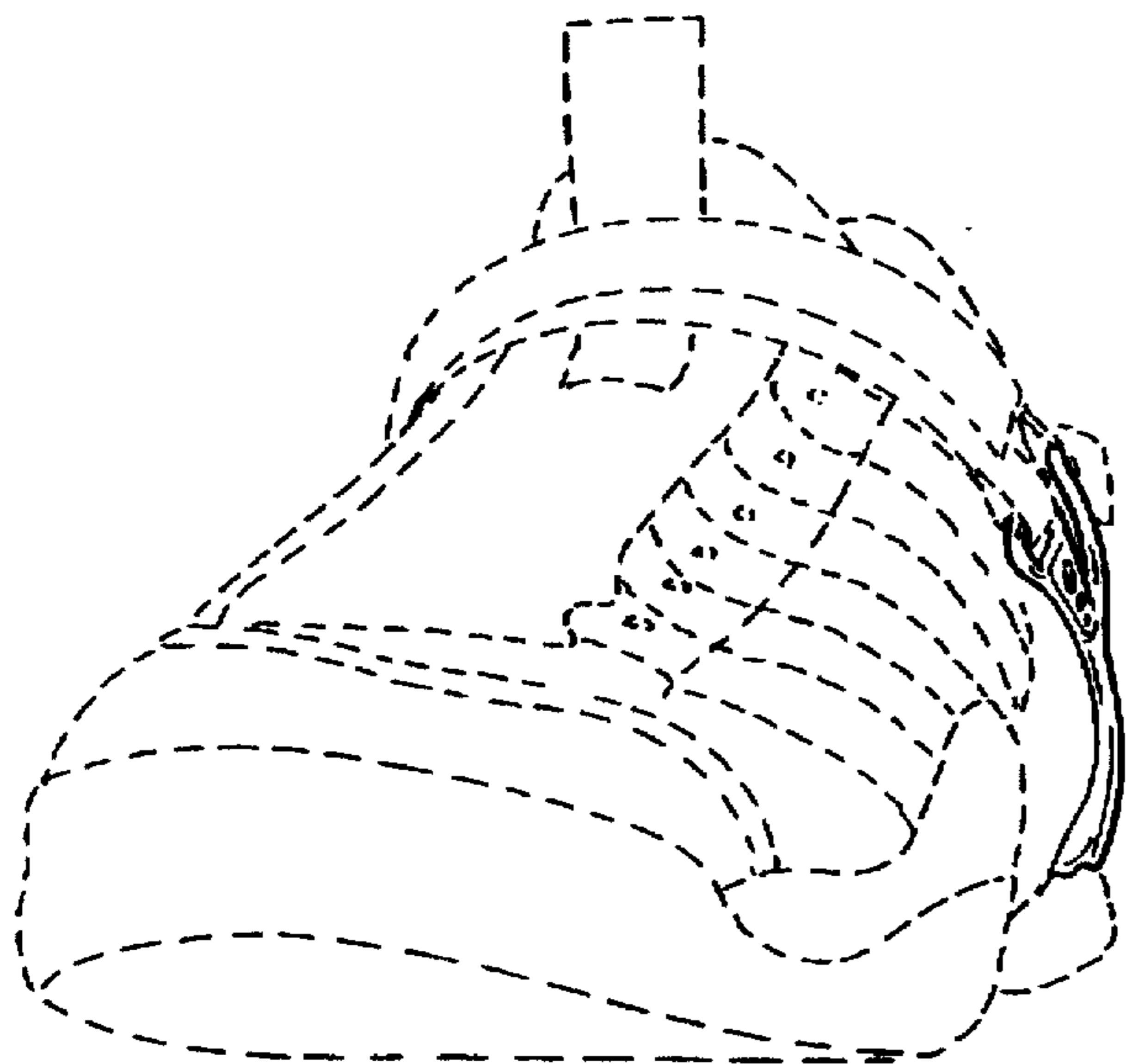


FIG. 2

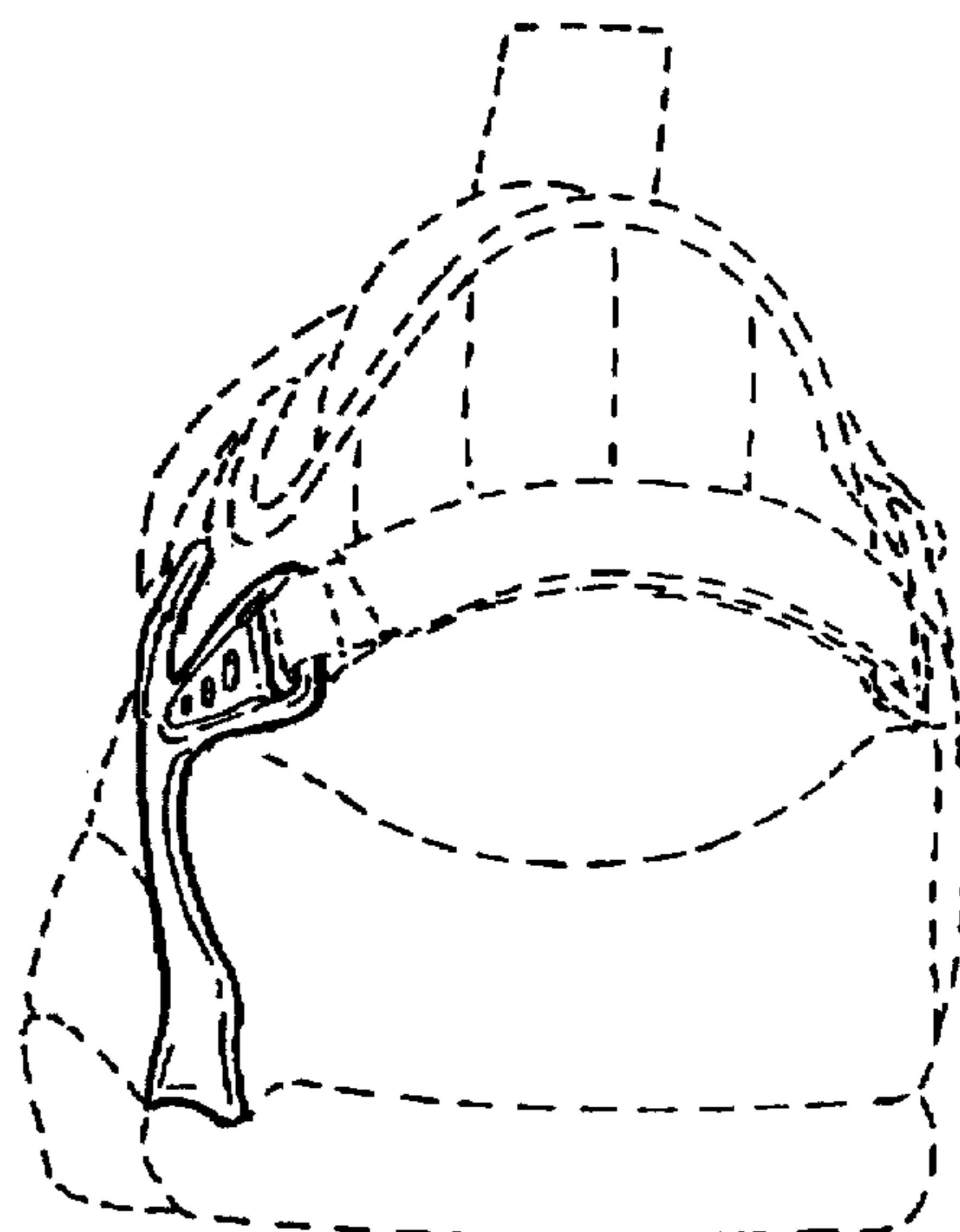


FIG. 3

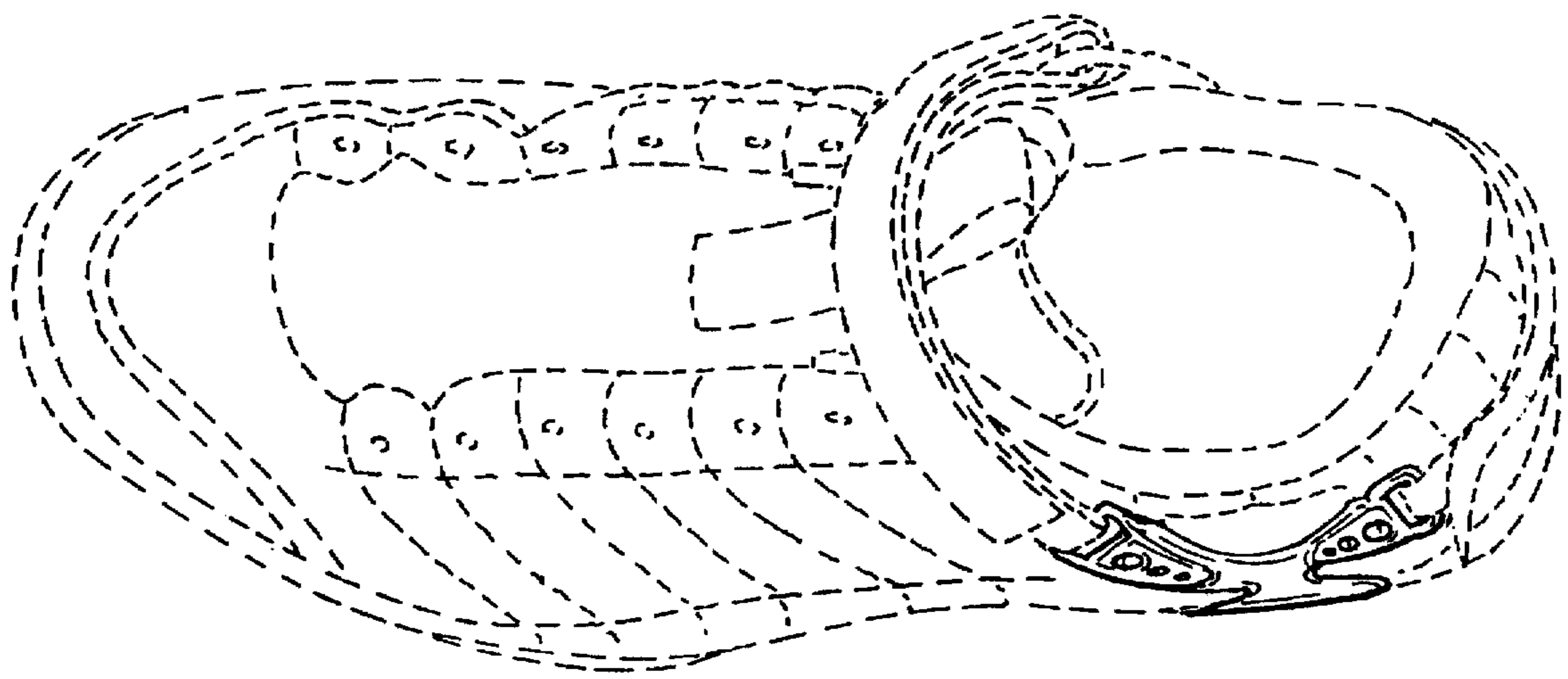


FIG. 4