



US00D386884S

United States Patent [19]

Barnes

[11] Patent Number: **Des. 386,884**

[45] Date of Patent: ****Nov. 25, 1997**

[54] **COMBINATION MAILBOX AND LIGHT POLE**

[76] Inventor: **Charles E. Barnes**, P.O. Box 327, Colchester, Ill. 62326

[**] Term: **14 Years**

[21] Appl. No.: **57,336**

[22] Filed: **Jul. 23, 1996**

[51] LOC (6) CL **99-00**

[52] U.S. Cl. **D99/32; D26/68**

[58] Field of Search **D99/31, 32, 28, D99/29, 30; D26/67, 68, 24, 93; 232/17, 19, 25-28, 38, 39, 45; D20/10, 17, 41; 362/257, 431**

[56] **References Cited**

U.S. PATENT DOCUMENTS

- D. 220,458 4/1971 Notes D99/32
- D. 356,423 3/1995 Kresin D99/32
- D. 376,892 12/1996 Tsao D99/31

- 1,034,211 7/1912 De Palma D26/68 X
- 2,079,955 5/1937 Woodward D26/68 X
- 4,186,869 2/1980 Brown 232/17
- 4,498,621 2/1985 Diamond 232/17 X

Primary Examiner—Paula A. Mortimer
Attorney, Agent, or Firm—Henderson & Sturm

[57] **CLAIM**

The ornamental design for a combination mailbox and light pole, as shown.

DESCRIPTION

FIG. 1 is a right front perspective view of a combination mailbox and light pole showing my new design; FIG. 2 is is a upper left rear perspective view thereof; FIG. 3 is a top plan view thereof; FIG. 4 is a bottom plan view thereof; FIG. 5 is a right side elevational view thereof; FIG. 6 is a rear elevational view thereof; FIG. 7 is a left side elevational view thereof; and, FIG. 8 is a front elevational view thereof.

1 Claim, 2 Drawing Sheets

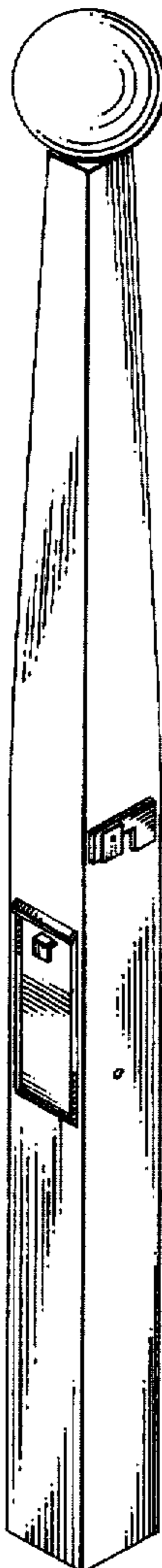


Fig. 1

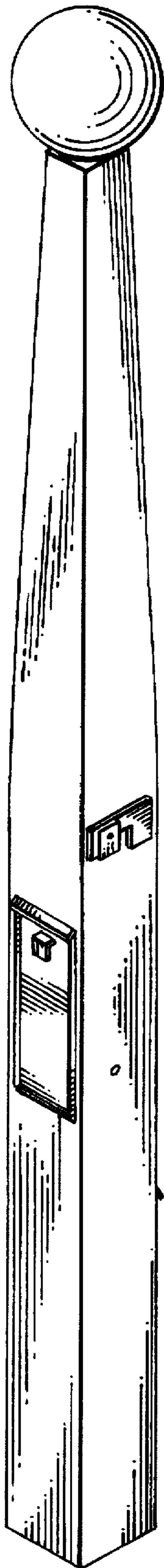


Fig. 2

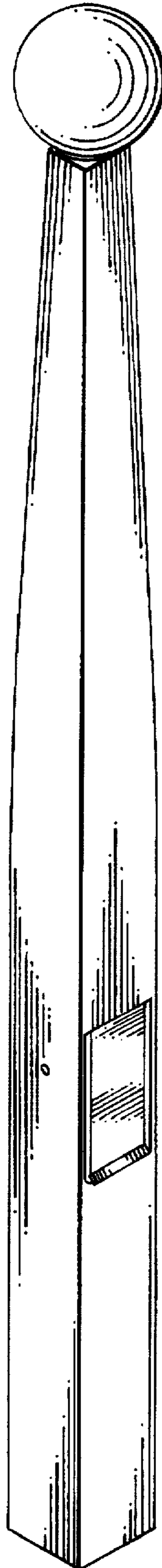


Fig. 3

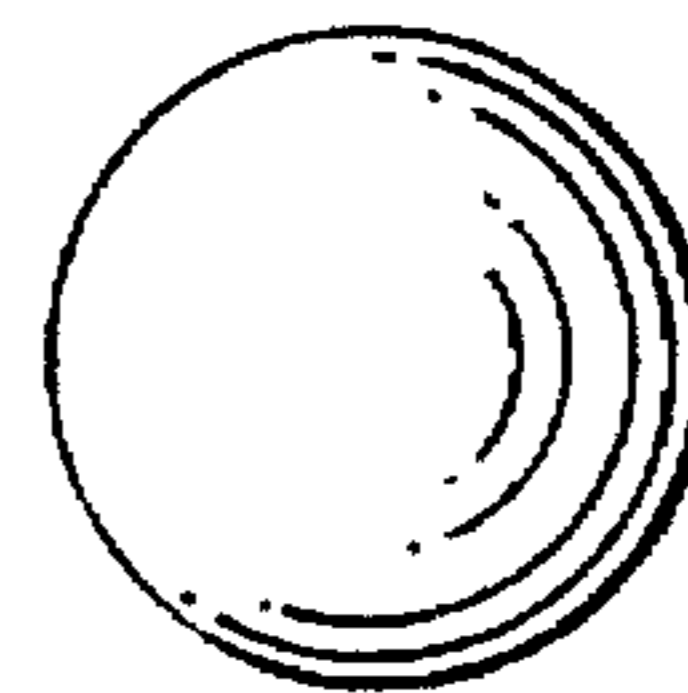


Fig. 4



Fig. 5

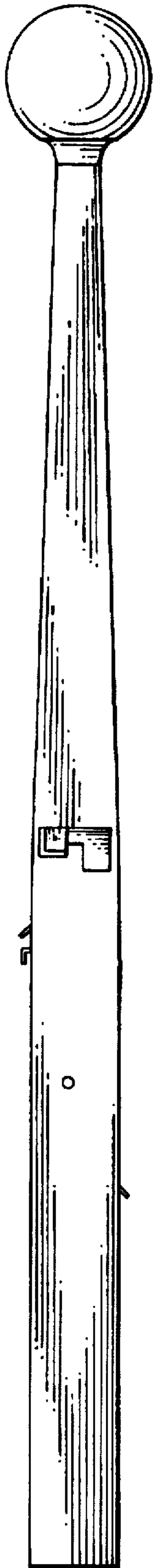


Fig. 6

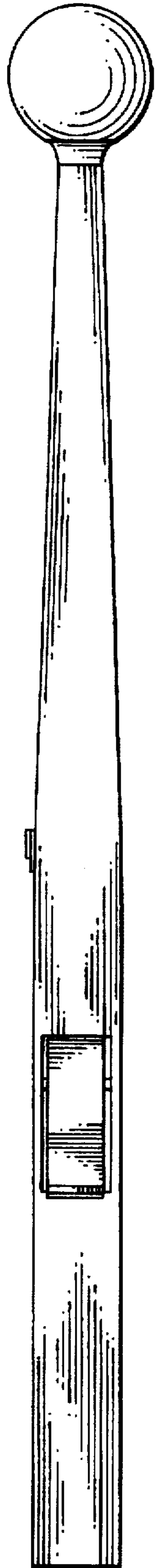


Fig. 7




Fig. 8

