



US00D386882S

United States Patent [19]
Smith et al.

[11] **Patent Number: Des. 386,882**
[45] **Date of Patent: **Nov. 25, 1997**

[54] **ISLAND PAYMENT TERMINAL**
[76] **Inventors: Ervin M. Smith, 530 N. 200 West, Monroe, Ind. 46772; John A. Todd, 5214-2 Stonehedge Blvd., Fort Wayne, Ind. 46835; Dennis K. Troy, 7515 Antebellum Blvd., Fort Wayne, Ind. 46815; Phillip L. Brookshire, 808 Ludlow Ave., Cincinnati, Ohio 45220**

5,224,675 7/1993 Ellenberger et al. .
5,269,367 12/1993 Susa et al. .
5,340,969 8/1994 Cox .
5,500,890 3/1996 Rogge et al. .

OTHER PUBLICATIONS

Tokheim's CS5000 Fleet Fueling System, Oct. 1988, Form No. 439.
Tokheim's Bulletin No. 100R3, CS6000 Series, Nov. 1984, Form No. 100R3.

[**] **Term: 14 Years**

Primary Examiner—Paula A. Mortimer
Attorney, Agent, or Firm—Ice Miller Donadio & Ryan; Doreen J. Gridley

[21] **Appl. No.: 57,450**

[22] **Filed: Jul. 25, 1996**

[57] **CLAIM**

[51] **LOC (6) Cl. 17-60**

[52] **U.S. Cl. D99/28**

[58] **Field of Search D20/1-9; D99/34, D99/28; 194/206, 292, 350; 453/1-5, 6, 21, 58; D14/102; D25/16**

The ornamental design for an island payment terminal, as shown and described.

DESCRIPTION

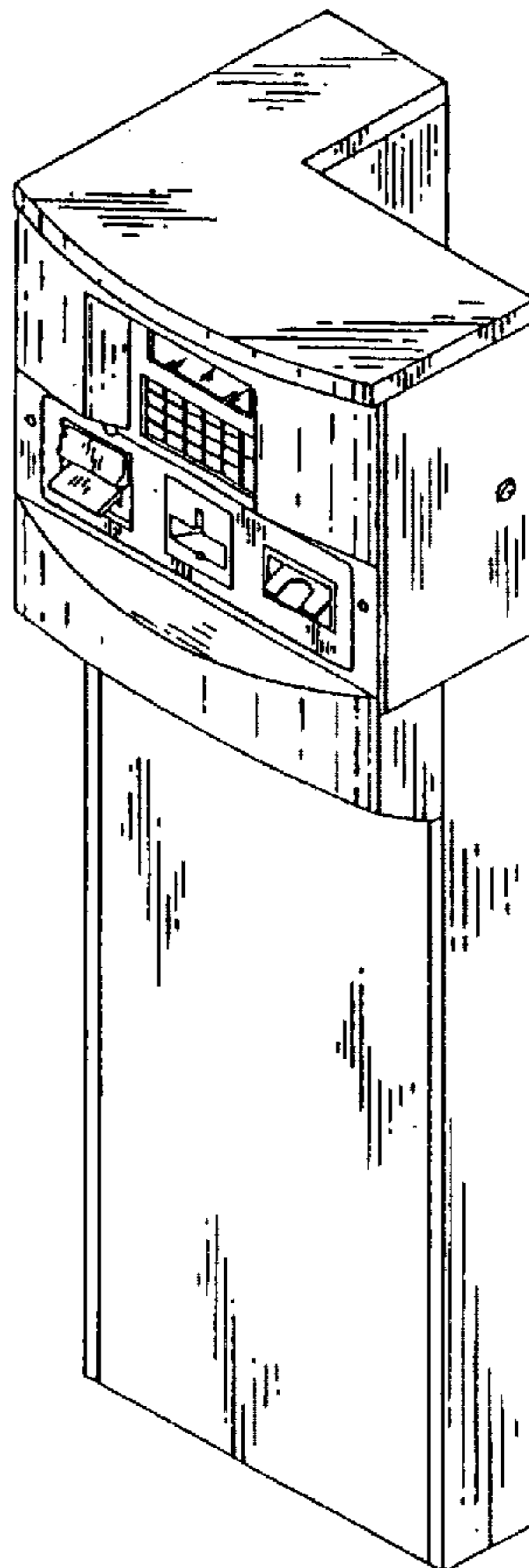
[56] **References Cited**

U.S. PATENT DOCUMENTS

- D. 282,936 3/1986 Gardner et al. D20/1
- D. 317,019 5/1991 Yukimoto et al. D20/9
- D. 329,318 9/1992 Yukimoto et al. D99/28
- D. 375,607 11/1996 Hall D99/28
- 4,423,316 12/1983 Sano et al. D99/28 X
- 4,754,126 6/1988 Caldwell D99/28 X
- 4,967,366 10/1990 Kaehler .

FIG. 1 is a front perspective view of an island payment terminal showing our new design, the undisclosed rear perspective view does not form part of the claimed design; FIG. 2 is a front elevational view thereof; FIG. 3 is a right side elevational view thereof; FIG. 4 is a left side elevational view thereof; and, FIG. 5 is a top plan view thereof, the bottom is plane and unornamented.

1 Claim, 2 Drawing Sheets



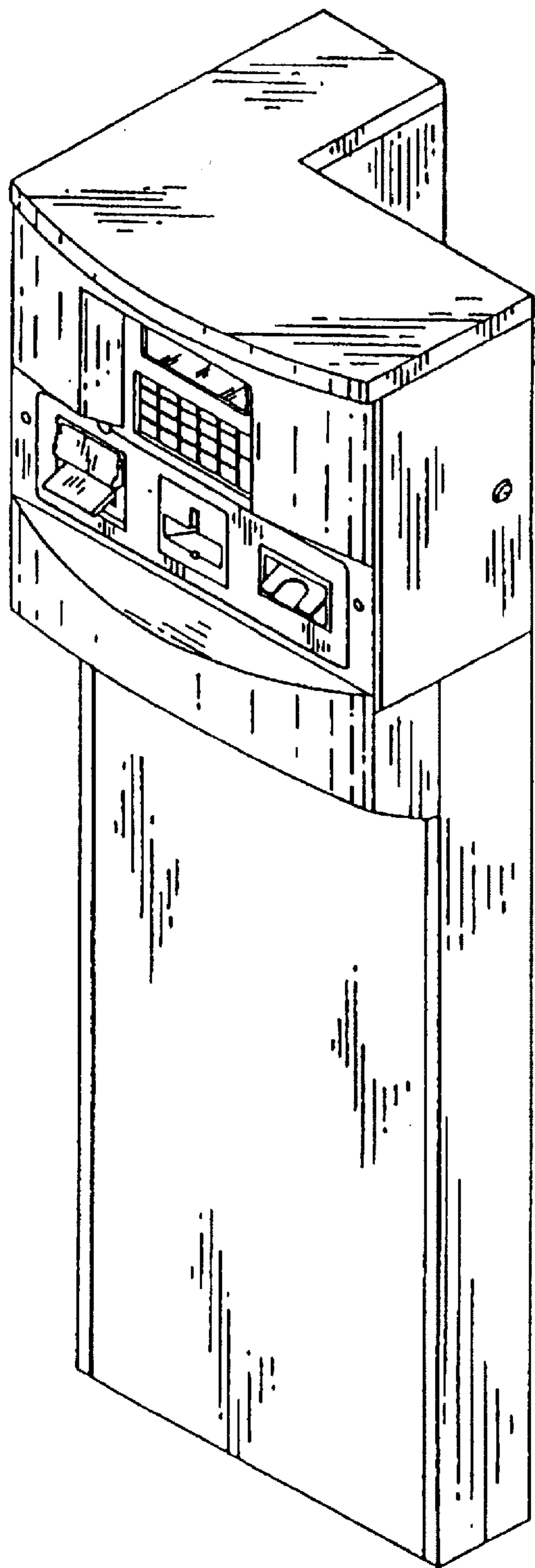


FIG. 1

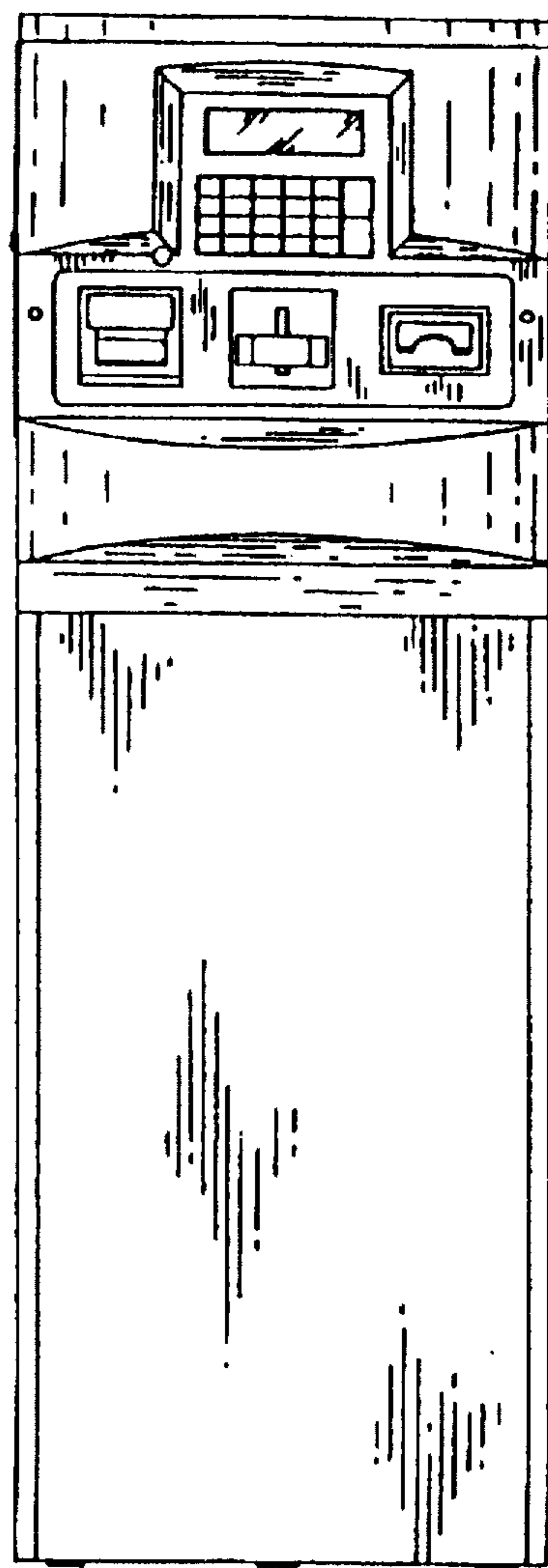


FIG. 2

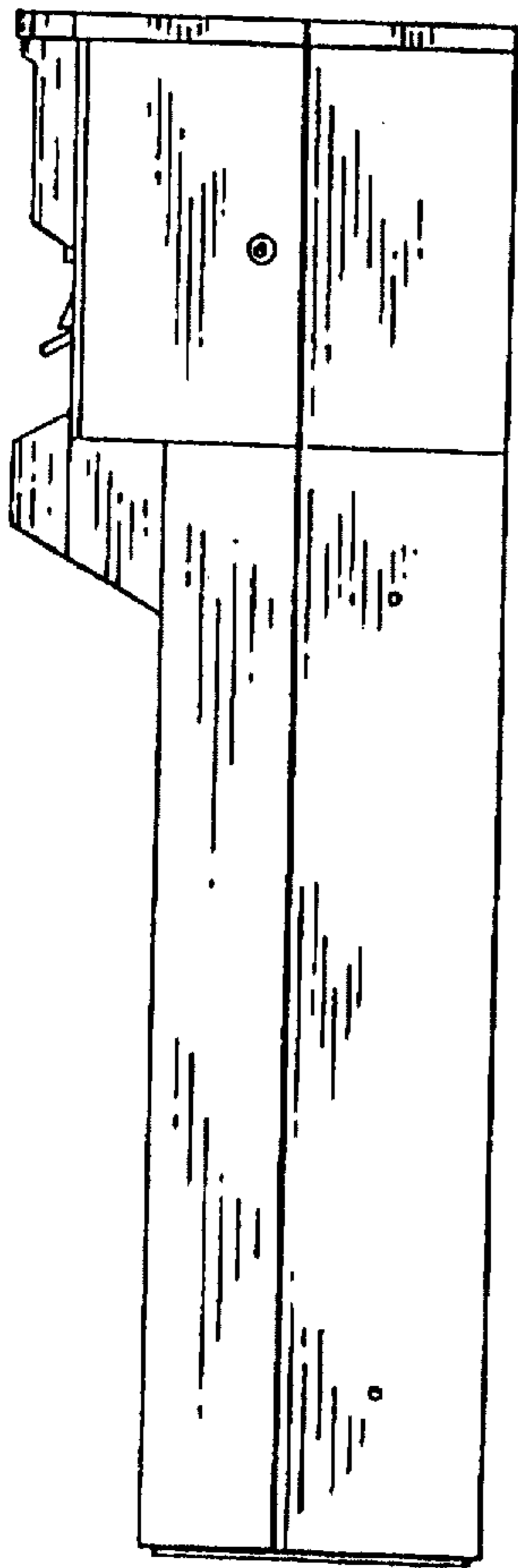


FIG. 3

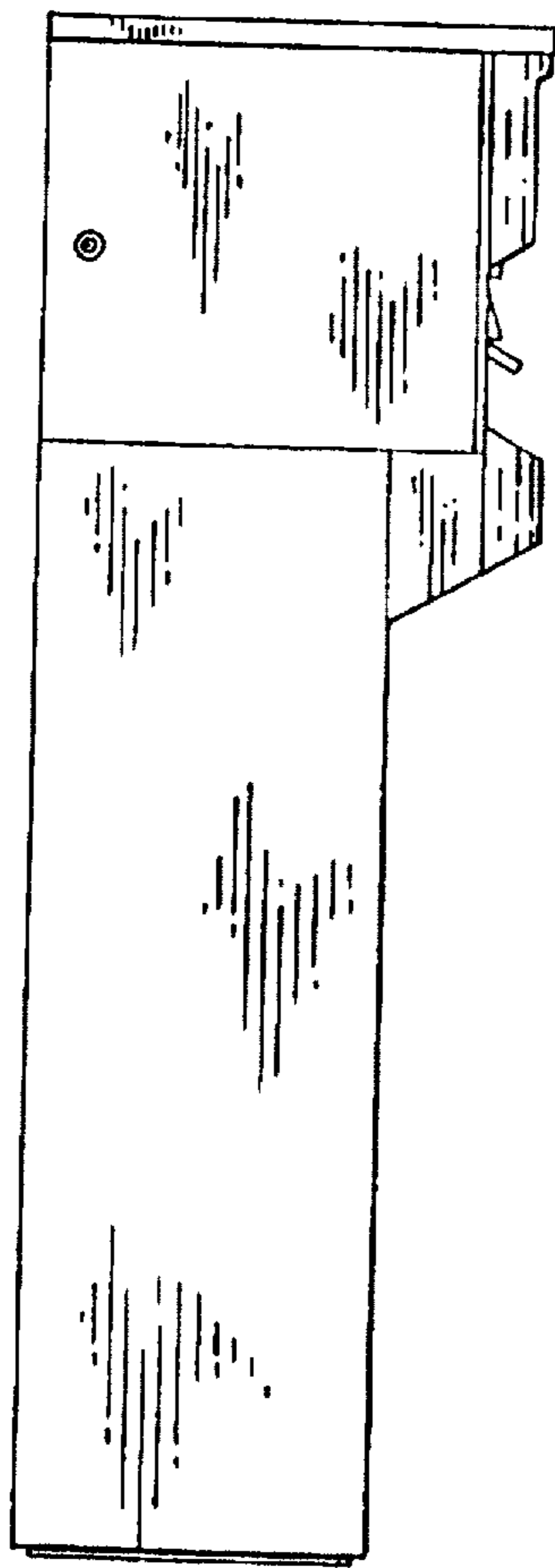


FIG. 4

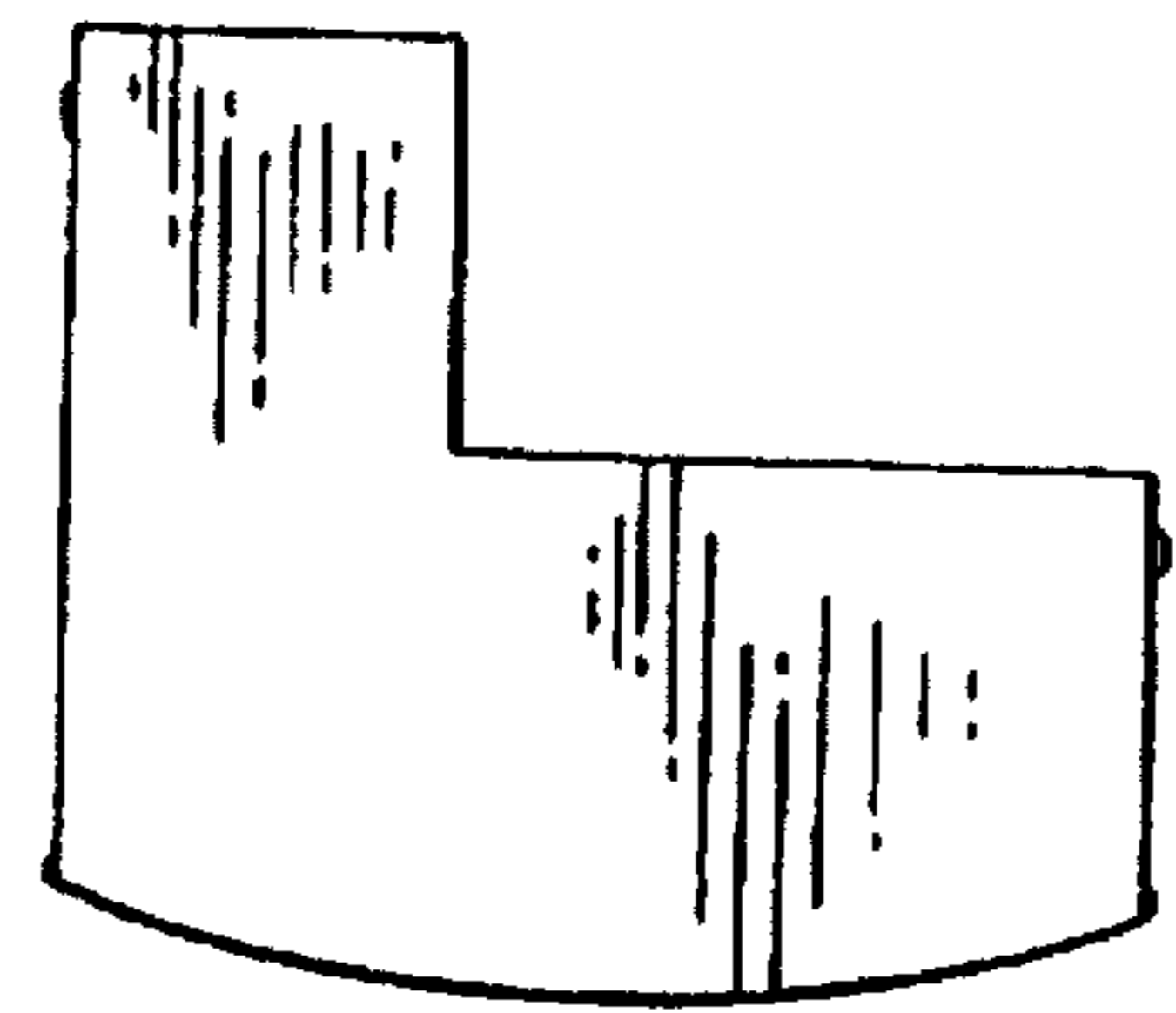


FIG. 5