



US00D386859S

United States Patent [19]

Rostron

[11] Patent Number: **Des. 386,859**

[45] Date of Patent: ****Nov. 25, 1997**

[54] **GRILL CLEANING TOOL**

[76] Inventor: **Dan Rostron**, 2493 Victoria Park Cir.,
Riverton, Utah 84065

[**] Term: **14 Years**

[21] Appl. No.: **54,322**

[22] Filed: **May 9, 1996**

[51] LOC (6) Cl. **08-05**

[52] U.S. Cl. **D32/49**

[58] Field of Search D32/35, 40, 42,
D32/43, 46, 49, 47; D8/14, 17, 18, 19,
21, 33, 89, 48, 88; 15/104.03, 104.04, 105,
236.01-236.09, 232, 245, 245.1

[56] **References Cited**

U.S. PATENT DOCUMENTS

D. 242,687	12/1976	Broberg, Jr.	D32/49
D. 255,977	7/1980	Holleman	D8/14
D. 259,299	5/1981	Vreeken	D8/14 X
D. 269,497	6/1983	Rogowsky	D8/88
D. 318,996	8/1991	Israelson	D8/14

D. 363,150	10/1995	Boyer	D32/35
3,310,826	3/1967	Ellis	15/236.05 X
3,820,185	6/1974	Phillips	15/236.05 X
4,668,302	5/1987	Kolodziej et al.	15/236.08 X
4,930,177	6/1990	Rastutis	15/105

Primary Examiner—Susan J. Lucas
Assistant Examiner—Cynthia E. Ramirez
Attorney, Agent, or Firm—Thorpe North & Western, L.L.P.

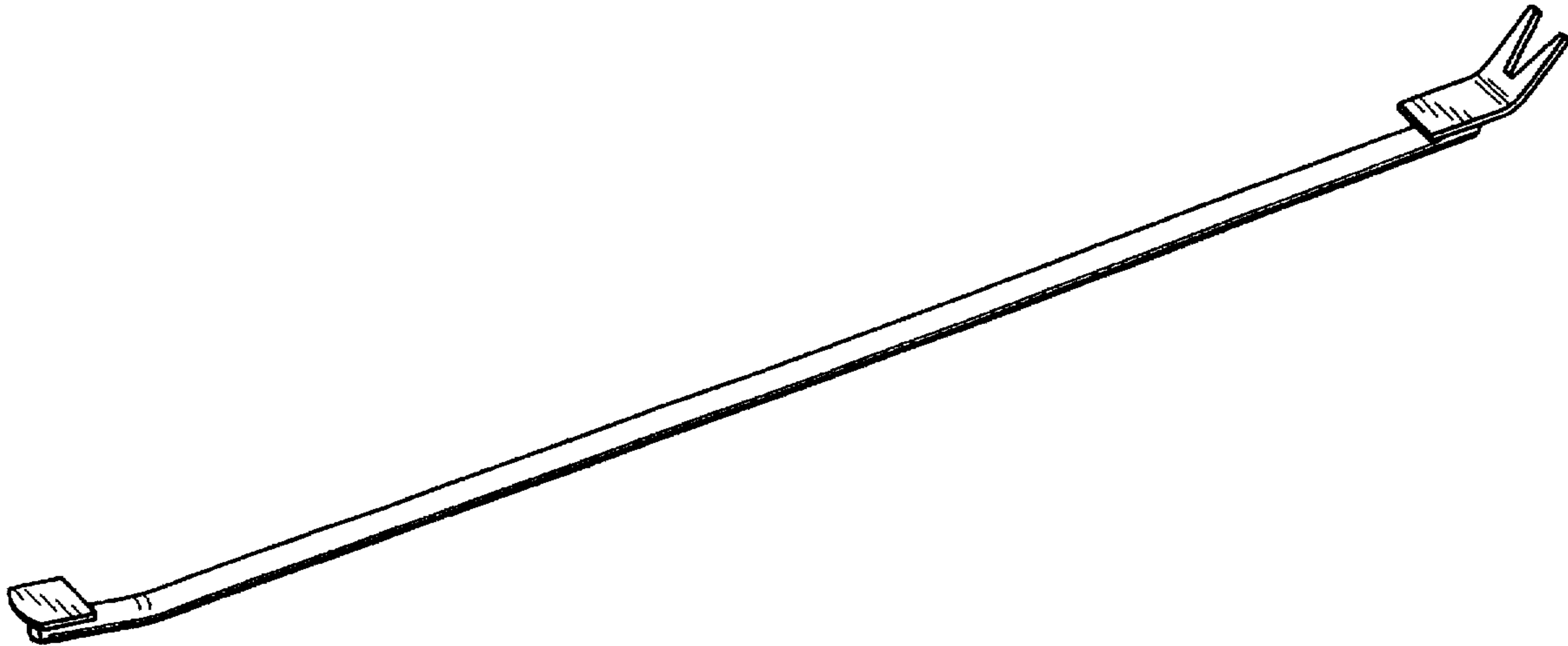
[57] **CLAIM**

The ornamental design for a grill cleaning tool, as shown and described.

DESCRIPTION

FIG. 1 is a left perspective view of the grill cleaning tool showing my new design;
FIG. 2 is a top view thereof;
FIG. 3 is a bottom view thereof;
FIG. 4 is a left side view thereof;
FIG. 5 is a right side view thereof;
FIG. 6 is a front end view thereof; and
FIG. 7 is a back end view thereof.

1 Claim, 2 Drawing Sheets



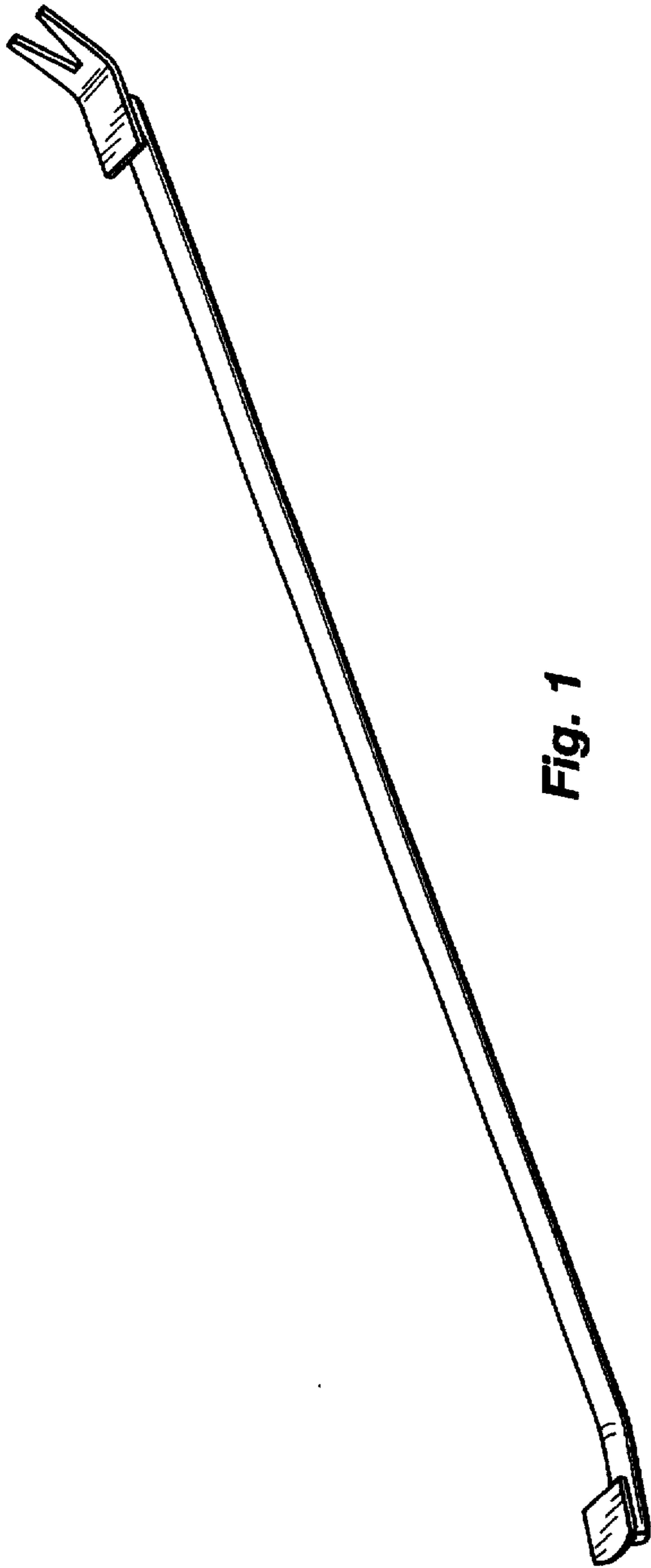


Fig. 1

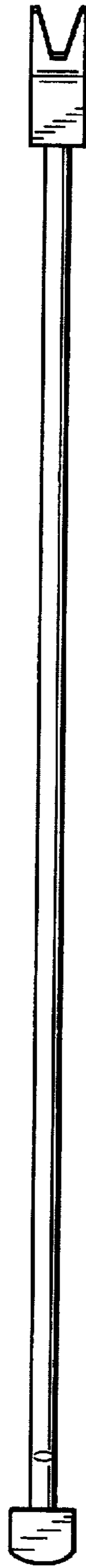


Fig. 2



Fig. 3

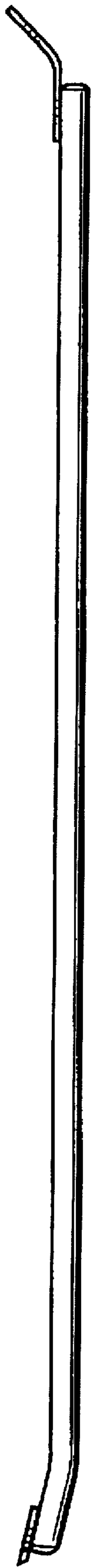


Fig. 4




Fig. 5



Fig. 6



Fig. 7