



US00D386852S

United States Patent [19]

Viner

[11] Patent Number: Des. 386,852

[45] Date of Patent: **Nov. 25, 1997

[54] **HAND HELD SELF CONTAINED WINDOW WASHER**

[76] Inventor: **Sam I. Viner**, 1411 N. Curson, Los Angeles, Calif. 90046

[**] Term: **14 Years**

[21] Appl. No.: **54,624**

[22] Filed: **May 17, 1996**

[51] LOC (6) Cl. **08-05**

[52] U.S. Cl. **D32/42; D32/45**

[58] Field of Search D32/40, 41, 42, D32/35, 45, 46; 15/121, 232, 236.01, 245, 245.1, 244.1, 244.2, 244.3, 244.4, 116.2, 118, 105, 119.2; D9/300, 337-338

[56] **References Cited**

U.S. PATENT DOCUMENTS

D. 177,031	3/1956	Gilshrist et al.	D32/41
D. 291,378	8/1987	Viner	D32/42 X
D. 308,139	5/1990	Viner	D32/45 X
D. 316,318	4/1991	Cheang	D32/45 X
D. 345,639	3/1994	Pollak et al.	D32/42

4,776,716	10/1988	Huang	401/27 X
4,944,623	7/1990	McNeil	401/25
4,955,747	9/1990	Tarver	401/139

Primary Examiner—Susan J. Lucas
Assistant Examiner—Cynthia Ramirez
Attorney, Agent, or Firm—Beehler & Pavitt

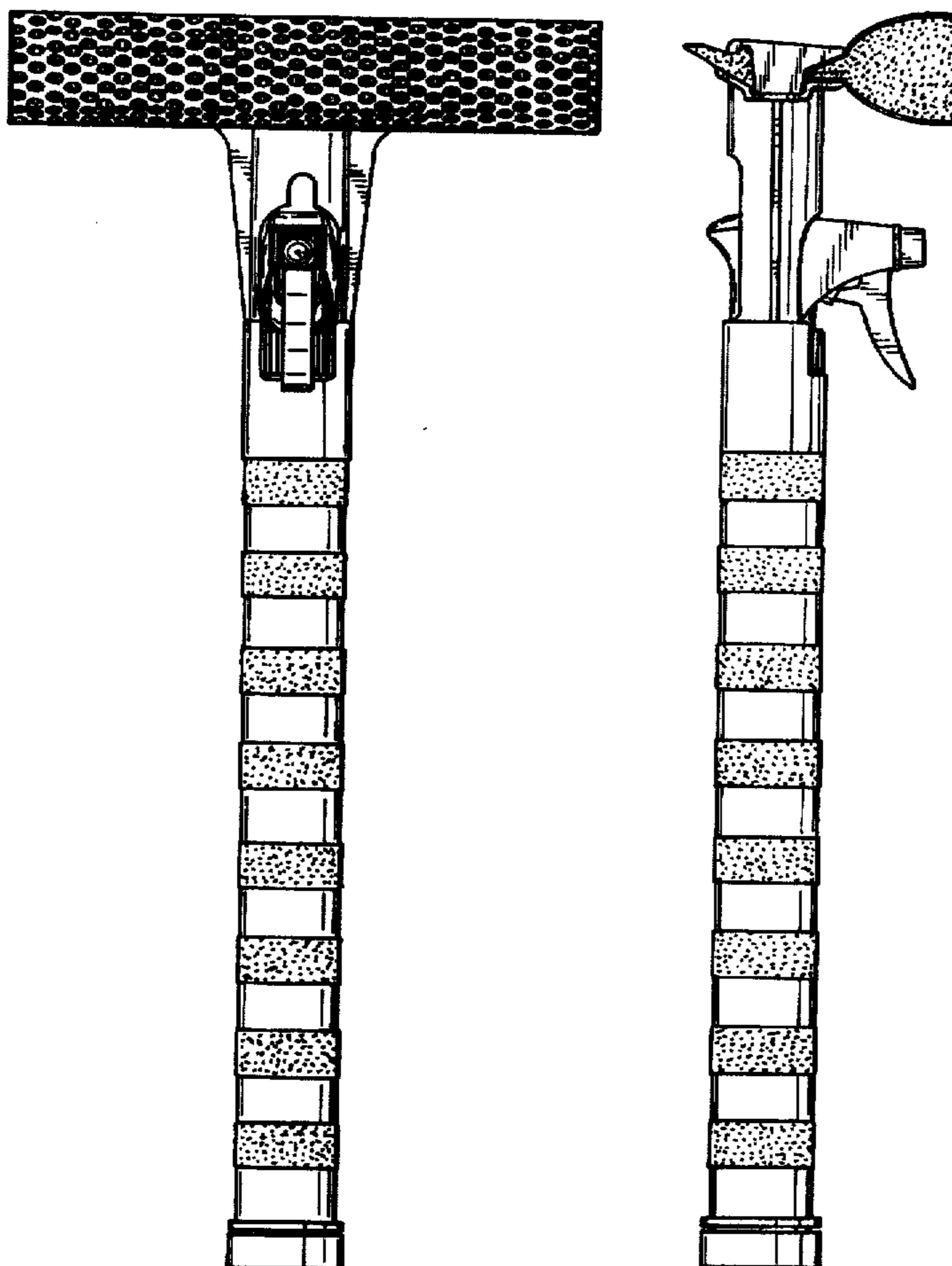
[57] **CLAIM**

The ornamental design for a hand held self contained window washer, as shown and described.

DESCRIPTION

FIG. 1 is a front elevation of the hand held self contained window washer showing my new design;
FIG. 2 is a side elevation of the washer taken from the left side of the washer shown in FIG. 1;
FIG. 3 is a top view;
FIG. 4 is a side elevation of the washer taken from the right side of the washer as shown in FIG. 1;
FIG. 5 is a bottom view; and,
FIG. 6 is a rear elevational view of the washer shown in FIG. 1.

1 Claim, 2 Drawing Sheets






Fig. 1

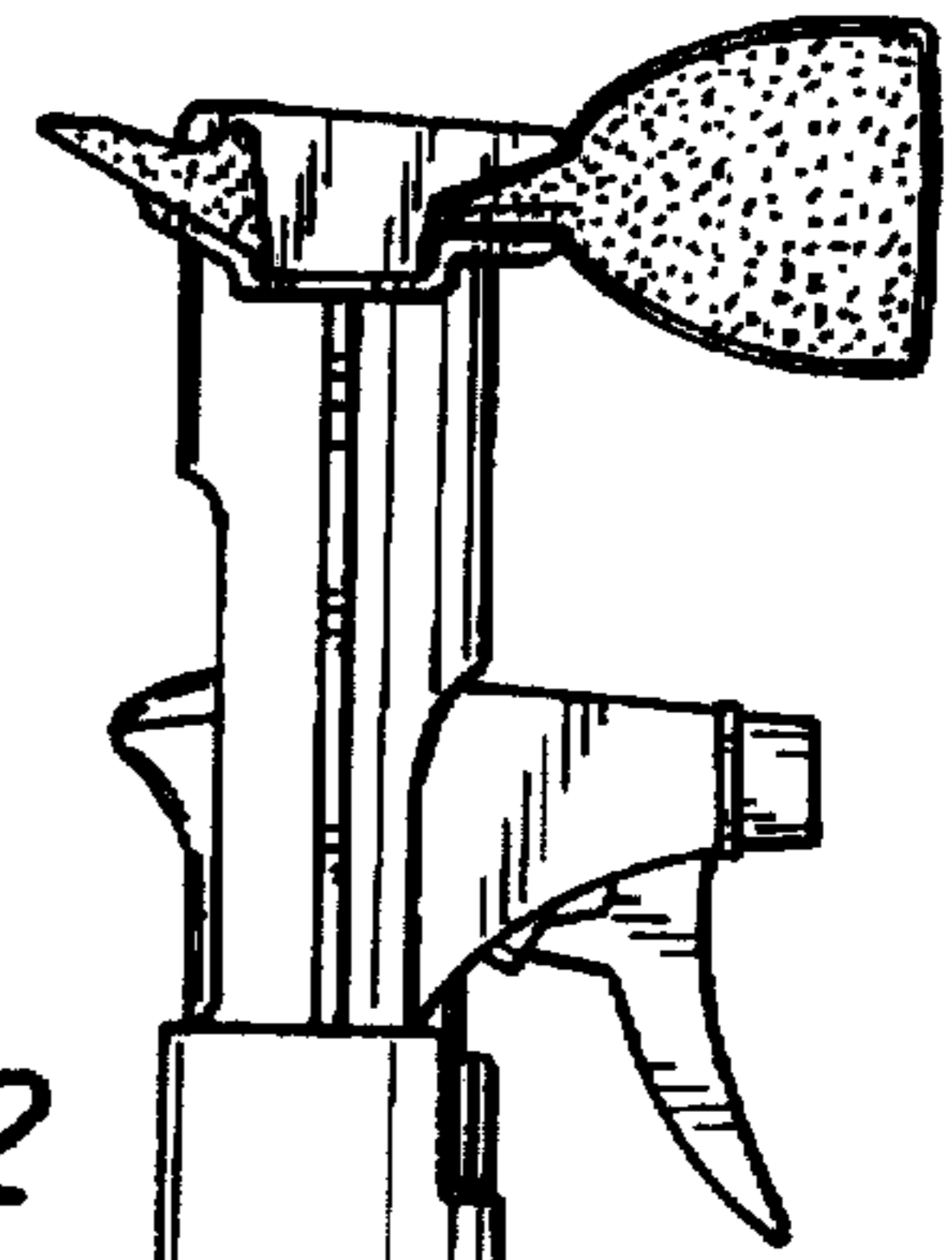
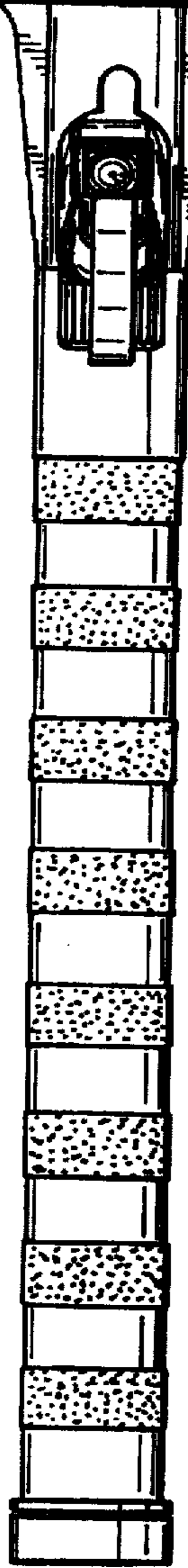


Fig. 2

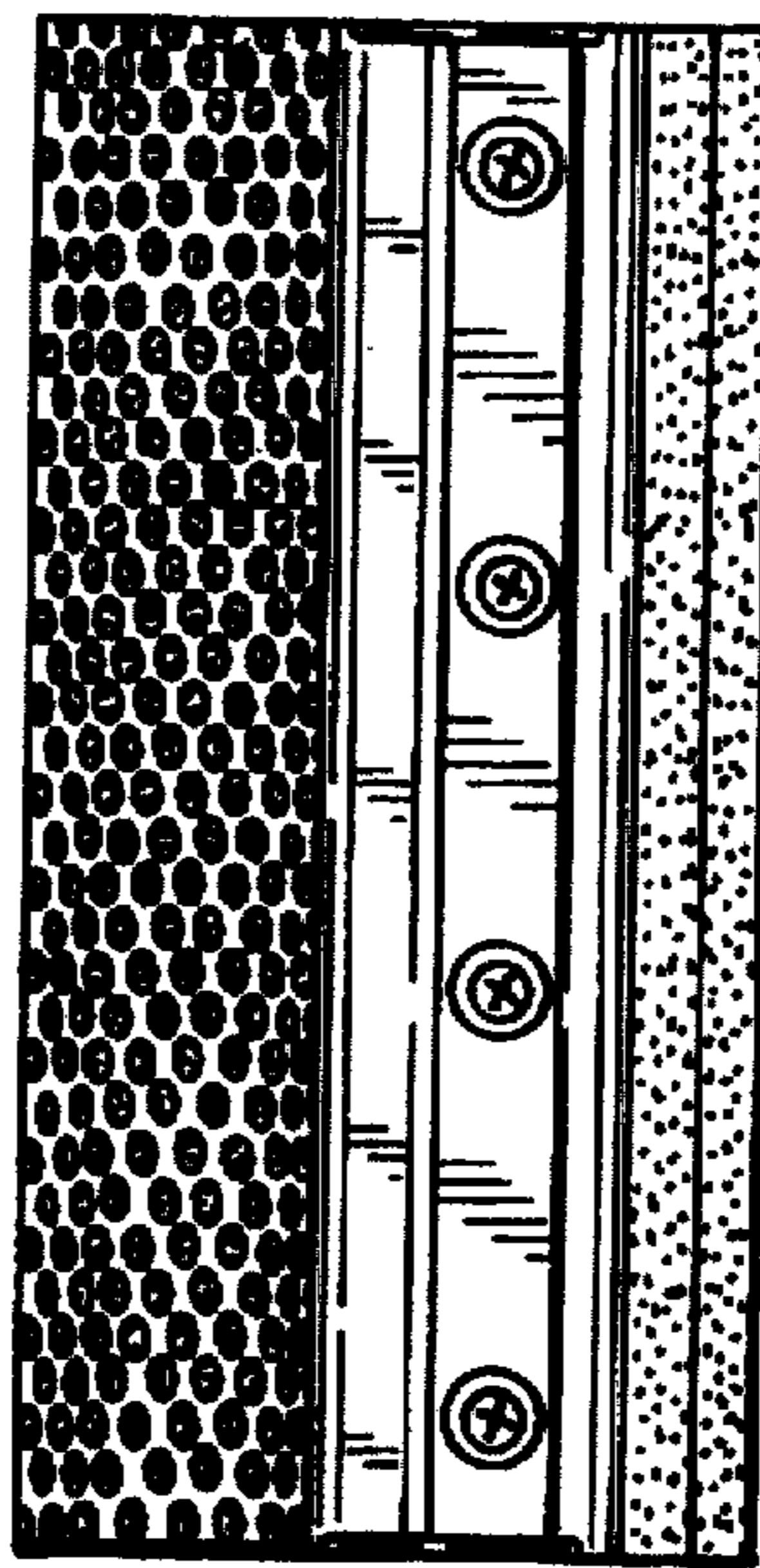


Fig. 3

