



US00D386843S

# United States Patent [19]

Strohmeier et al.

[11] Patent Number: **Des. 386,843**

[45] Date of Patent: **\*\*Nov. 25, 1997**

[54] **VACUUM CLEANER**

[75] Inventors: **Rolf Strohmeier, Remscheid; Uwe Kemker, Wuppertal, both of Germany**

[73] Assignee: **Vorwerk Elektrowerke Stiftung & Co., KG, Wuppertal, Germany**

[\*\*] Term: **14 Years**

[21] Appl. No.: **46,717**

[22] Filed: **Oct. 27, 1995**

[30] **Foreign Application Priority Data**

Apr. 28, 1995 [DE] Germany ..... M 95 03 474.9

[51] LOC (6) Cl. .... **15-05**

[52] U.S. Cl. .... **D32/22**

[58] Field of Search ..... D32/18, 21, 22, D32/31-34; 15/344, 329, 323, 257.01

[56] **References Cited**

**U.S. PATENT DOCUMENTS**

D. 290,895 7/1987 Thomas et al. .... D32/22

D. 296,486	6/1988	Staubitz et al. ....	D32/22
D. 303,171	8/1989	Goodrich et al. ....	D32/21
D. 306,225	2/1990	Correa .....	D32/22
D. 307,656	5/1990	Yuen .....	D32/22
D. 307,657	5/1990	Li .....	D32/18
D. 328,165	7/1992	Ferrari et al. ....	D32/22
D. 359,604	6/1995	Sovis et al. ....	D32/22

*Primary Examiner*—Ruth McInroy  
*Attorney, Agent, or Firm*—Walter Ottesen

[57] **CLAIM**

The ornamental design for a vacuum cleaner, as shown and described.

**DESCRIPTION**

FIG. 1 is a front elevation view of a vacuum cleaner showing our new design;

FIG. 2 is a left side elevation view thereof;

FIG. 3 is a right side elevation view thereof;

FIG. 4 is a rear elevation view thereof; and,

FIG. 5 is a top plan view thereof.

**1 Claim, 3 Drawing Sheets**

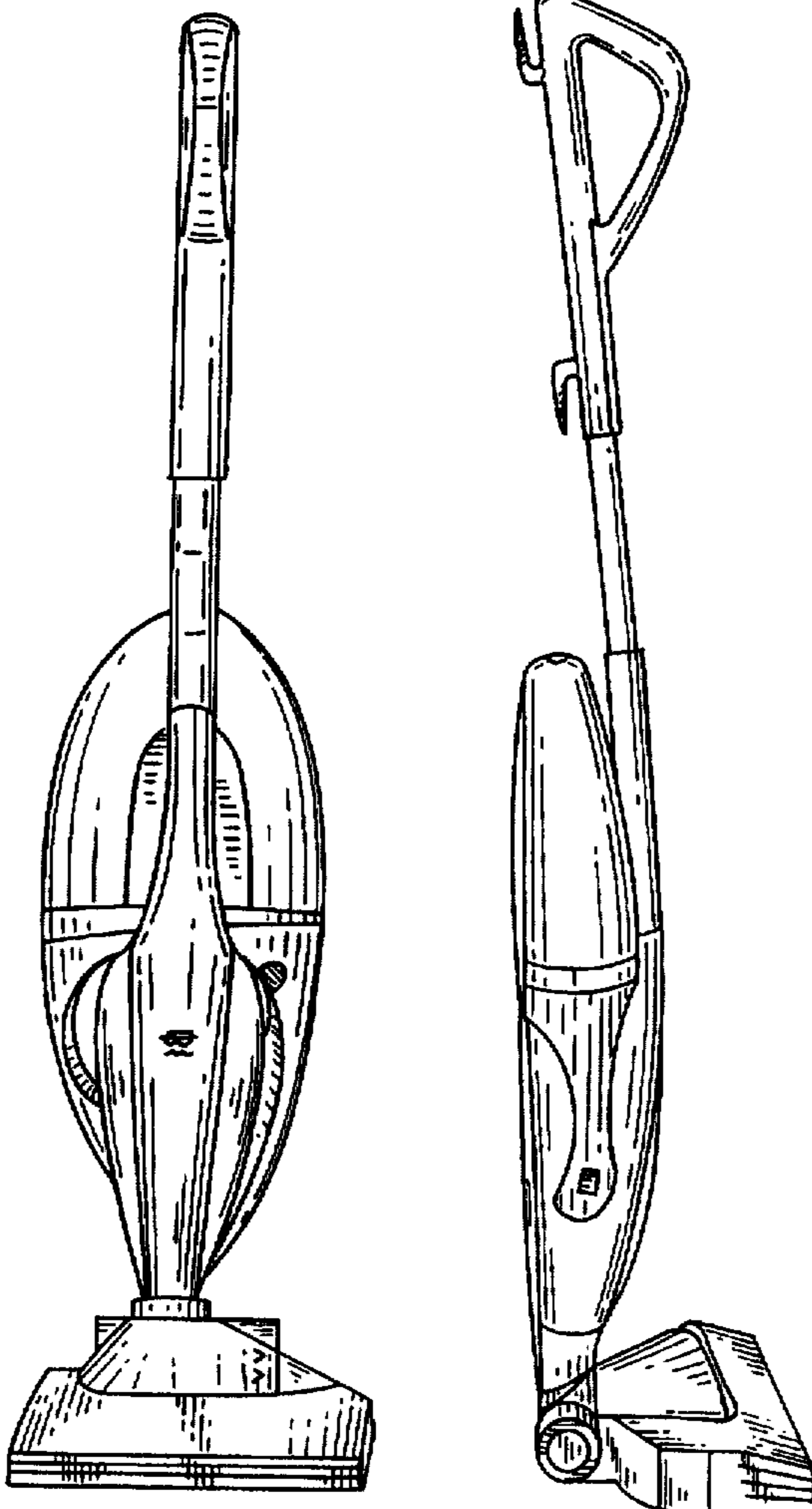


FIG. 1

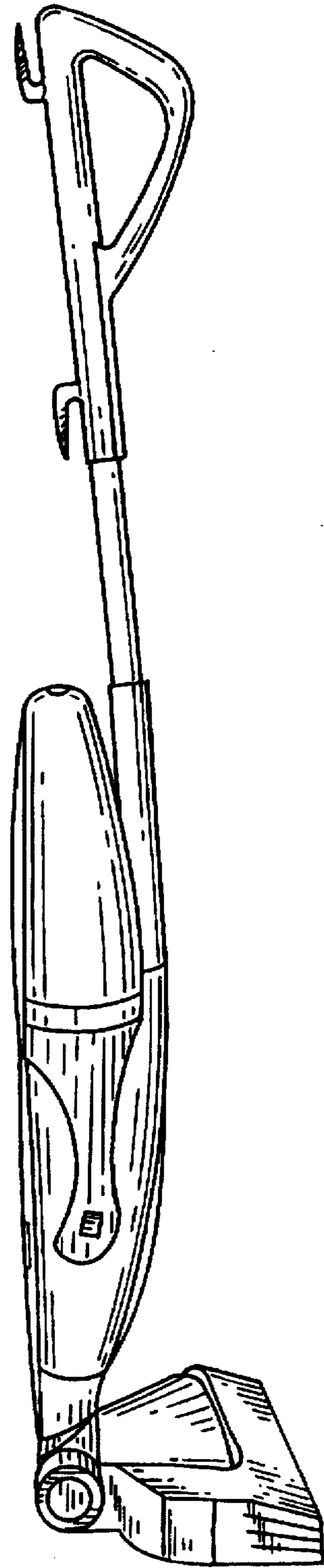
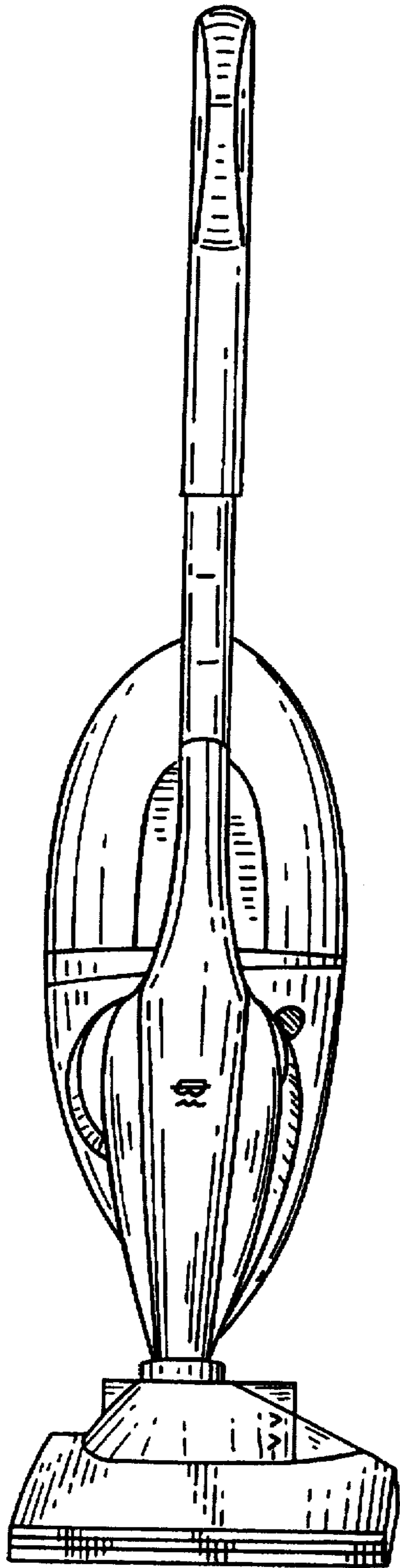


FIG. 2

FIG. 3

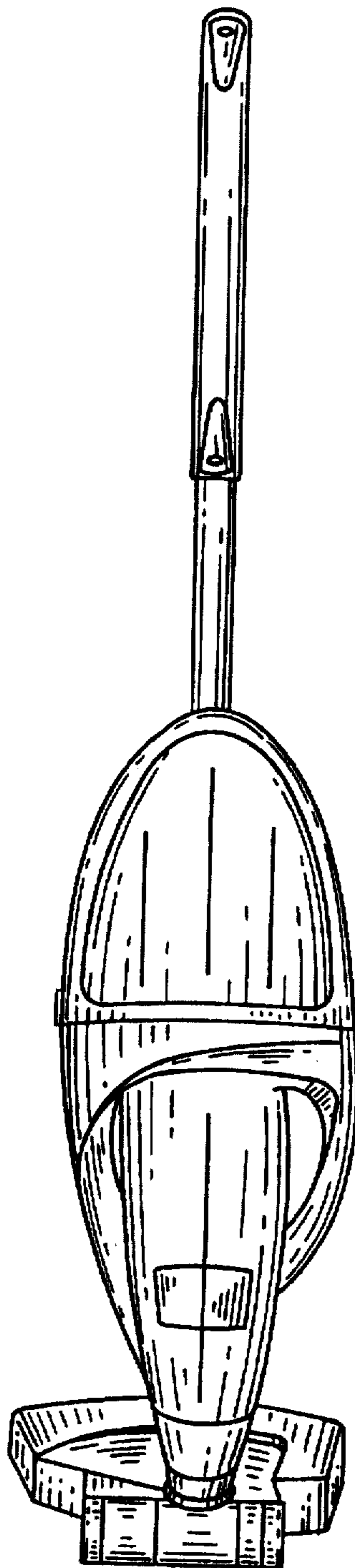
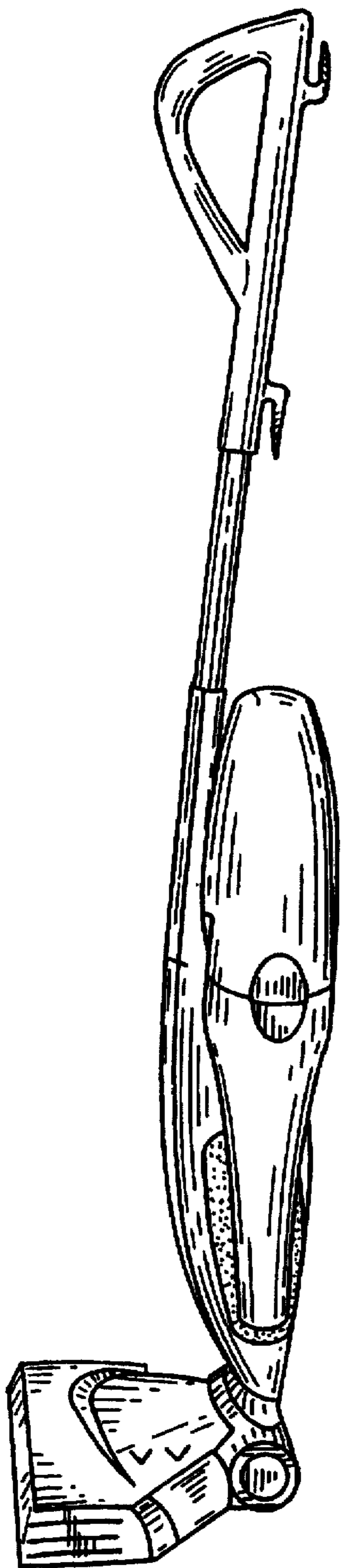


FIG. 4

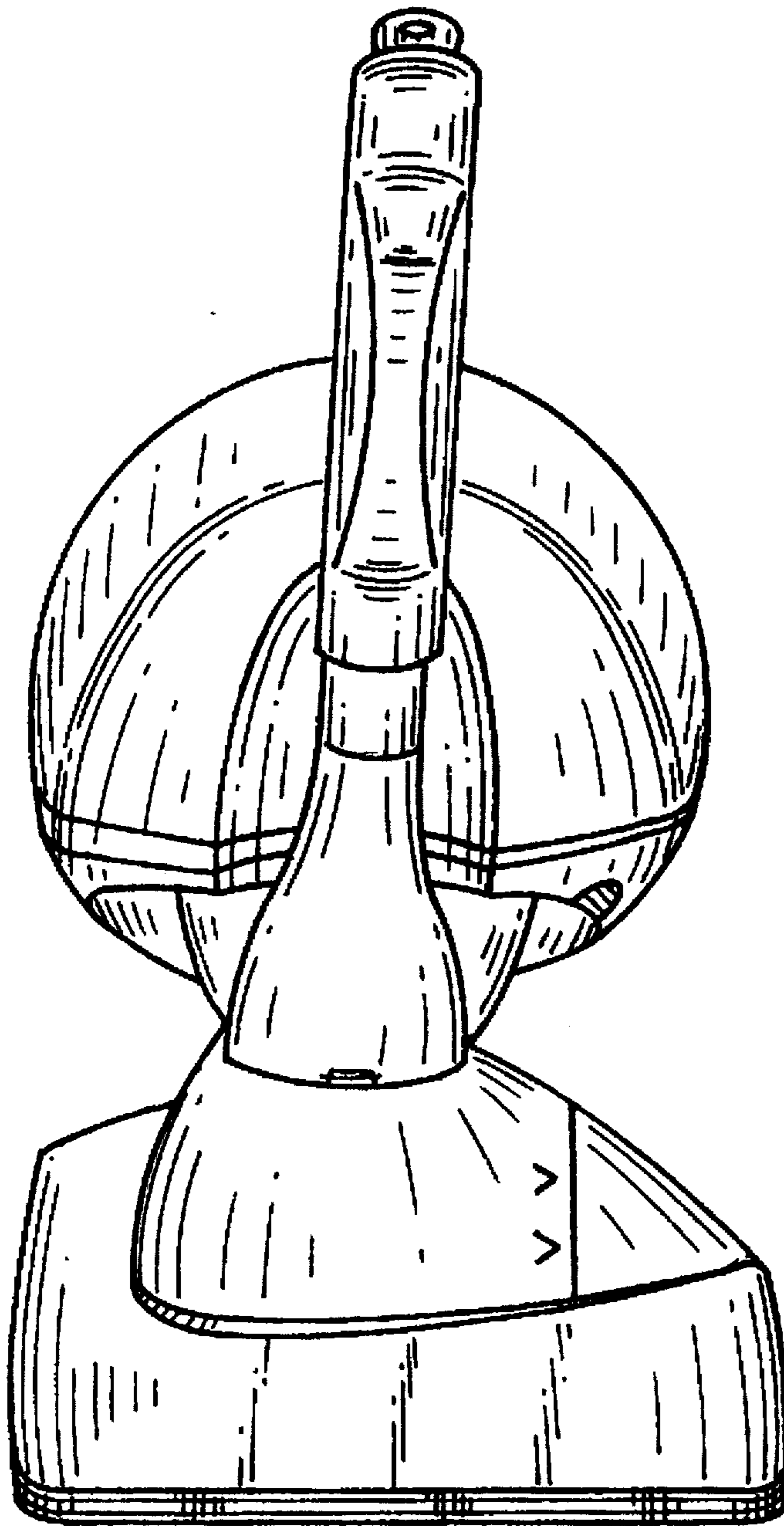


FIG. 5