



US00D386825S

United States Patent [19]
Salvino

[11] **Patent Number: Des. 386,825**
[45] **Date of Patent: **Nov. 25, 1997**

[54] **NAIL FILE WITH GRIPPING HANDLE**

[76] **Inventor: Larry P. Salvino, 1815 Elm Ct., Dundee, Ill. 60118**

[**] **Term: 14 Years**

[21] **Appl. No.: 60,987**

[22] **Filed: Oct. 8, 1996**

[51] **LOC (6) Cl. 28-03**

[52] **U.S. Cl. D28/59**

[58] **Field of Search D28/56, 57, 59, D28/62; 132/73, 73.5, 75.3, 75.6, 76.4, 76.5, 75**

[56] **References Cited**

U.S. PATENT DOCUMENTS

D. 46,636	11/1914	Gimdt	D28/59
D. 133,008	7/1942	McCall	D28/59 X
D. 159,662	8/1950	Patek	D28/56
959,213	5/1910	Ganz	132/76.4 X
2,709,443	5/1955	Brite	132/285
3,722,104	3/1973	Enzetti	D28/57 X
5,287,863	2/1994	La Joie et al.	D28/59 X

OTHER PUBLICATIONS

Hong Kong Enterprise Feb. 1993, p. 427: emery board indicated by arrow Feb. 1993.

Primary Examiner—Catherine Tuttle
Attorney, Agent, or Firm—Banner & Witcoff, Ltd.

[57] **CLAIM**

The ornamental design for a nail file with gripping handle, as shown and described.

DESCRIPTION

FIG. 1 is a right side view of a nail file showing my new design;

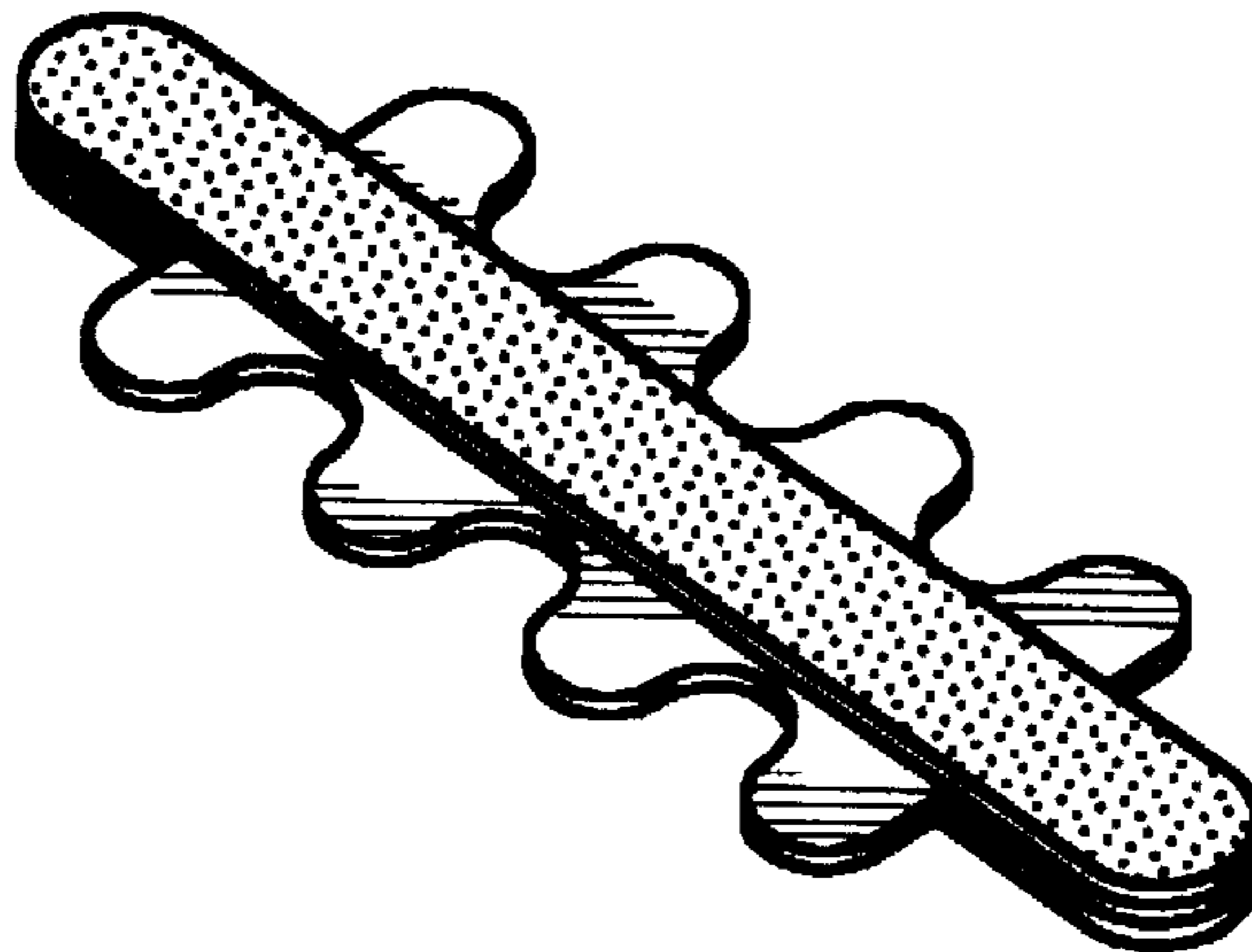
FIG. 2 is a left side view thereof;

FIG. 3 is an end view thereof the opposite end appearing the same;

FIG. 4 is a top view thereof the bottom appearing the same; and,

FIG. 5 is a perspective view thereof.

1 Claim, 1 Drawing Sheet



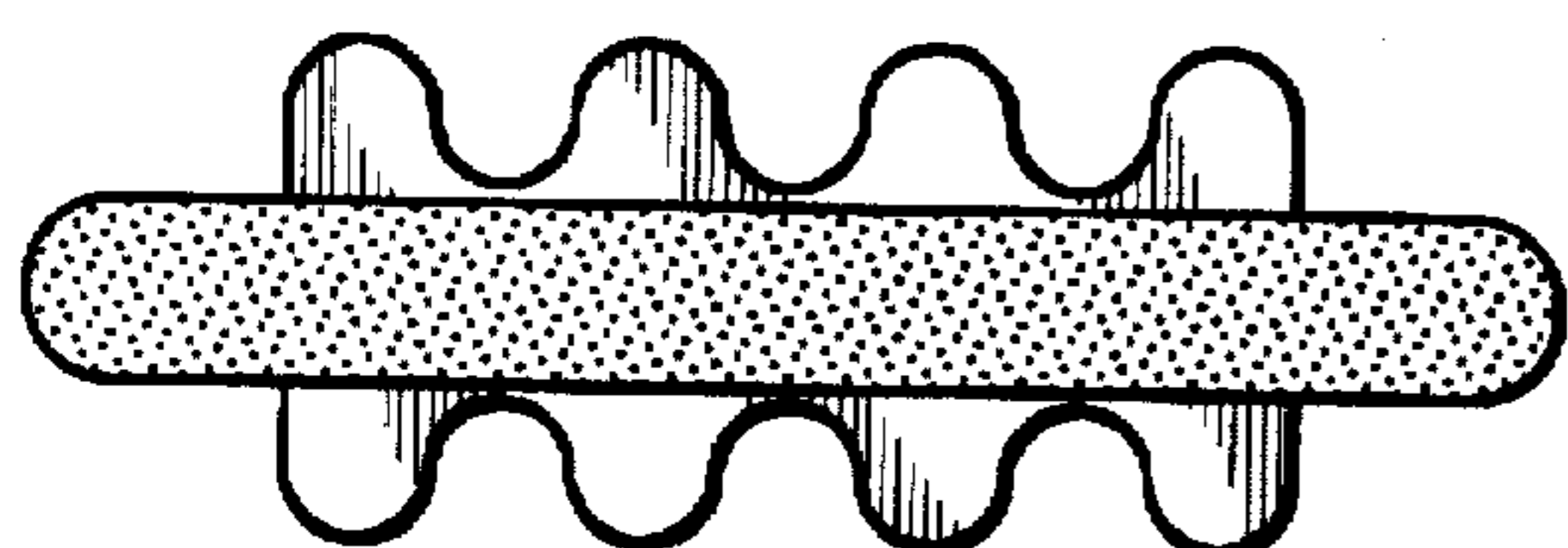


Fig. 1

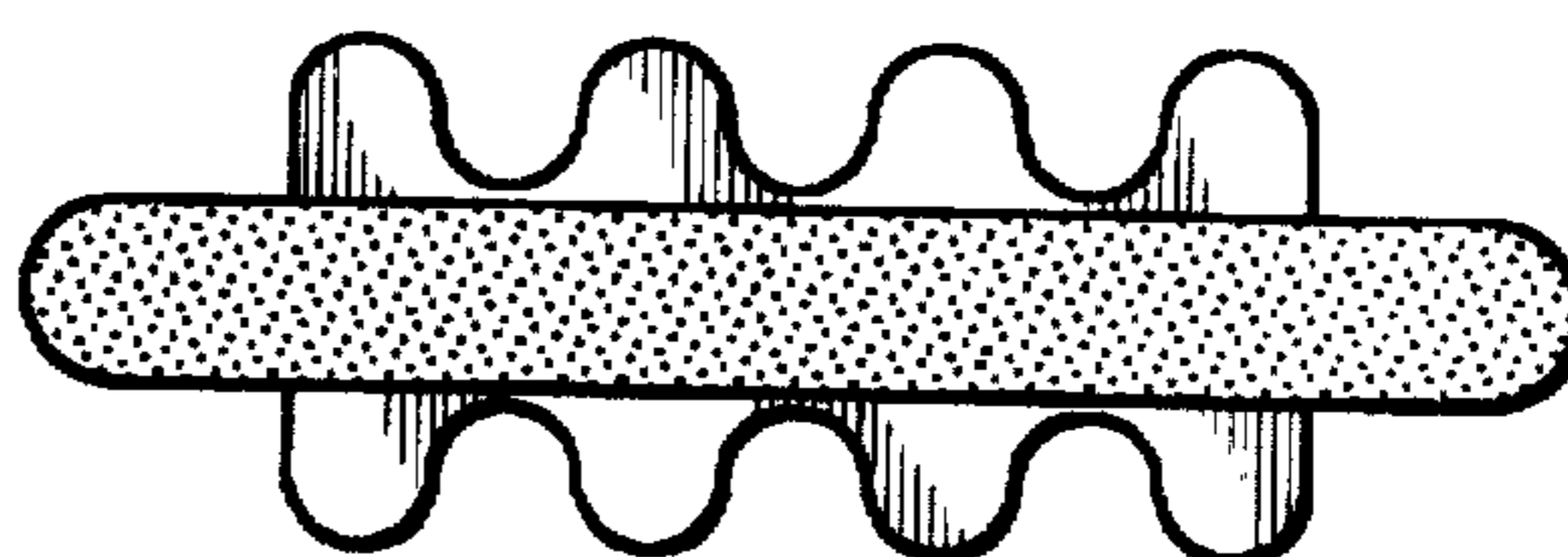


Fig. 2



Fig. 3



Fig. 4

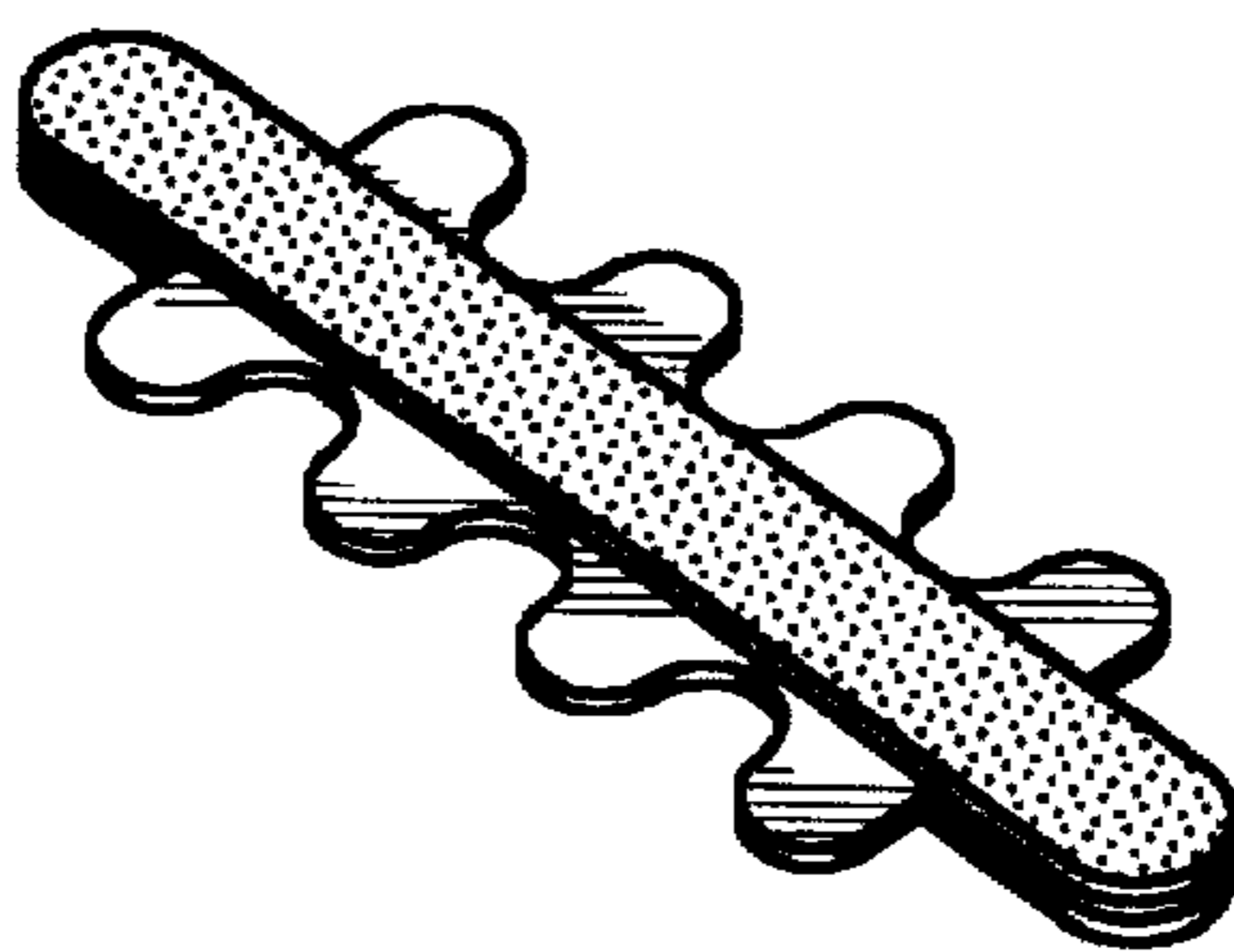


Fig. 5