



US00D386824S

United States Patent [19] Salvino

[11] Patent Number: **Des. 386,824**
[45] Date of Patent: ****Nov. 25, 1997**

[54] **NAIL FILE WITH PIVOT HANDLE**

[76] Inventor: **Larry P. Salvino**, 1815 Elm Ct.,
Dundee, Ill. 60118

[**] Term: **14 Years**

[21] Appl. No.: **60,988**

[22] Filed: **Oct. 8, 1996**

[51] LOC (6) Cl. **28-03**

[52] U.S. Cl. **D28/59**

[58] Field of Search **D28/56, 57, 59,
D28/62; 132/73, 73.5, 75.3, 75.6, 76.5,
76.4, 75**

[56] **References Cited**

U.S. PATENT DOCUMENTS

D. 133,008	7/1942	McCall	D28/59	X
959,213	5/1910	Ganz	132/76.4	X
4,785,835	11/1988	Bray	132/76.4	
5,287,863	2/1994	La Joie et al.	D28/59	X

FOREIGN PATENT DOCUMENTS

866141 8/1961 United Kingdom 132/76.4

OTHER PUBLICATIONS

Hong Kong Enterprise Feb. 1993, p. 427: emery board indicated by arrow.

Primary Examiner—Catherine Tuttle
Attorney, Agent, or Firm—Banner & Witcoff, Ltd.

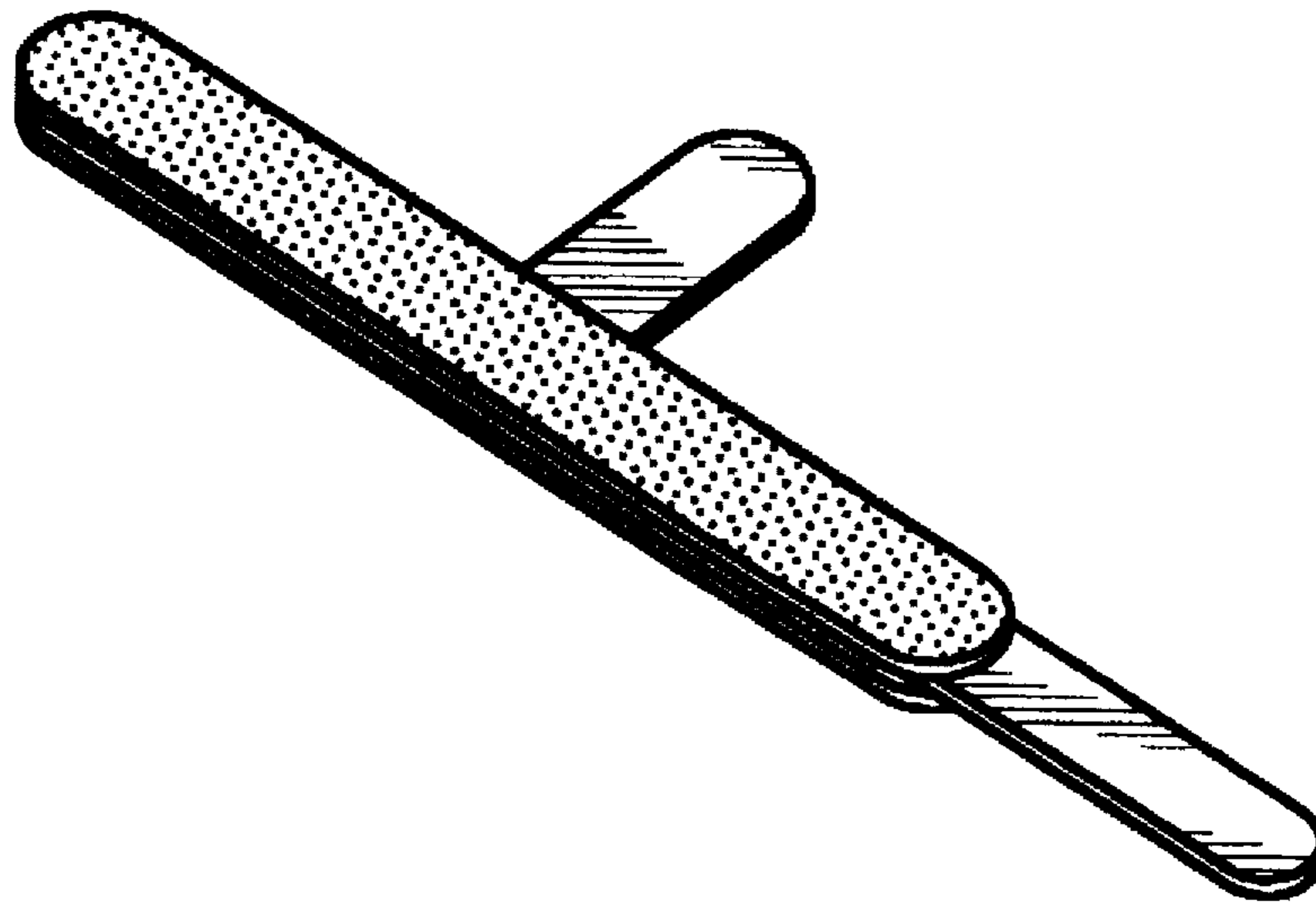
[57] **CLAIM**

The ornamental design for a nail file with pivot handle, as shown and described.

DESCRIPTION

FIG. 1 is a right side view of a nail file showing my new design;
FIG. 2 is a left side view thereof;
FIG. 3 is a front end view thereof;
FIG. 4 is a rear end view thereof;
FIG. 5 is a top view thereof;
FIG. 6 is a bottom view thereof; and,
FIG. 7 is a perspective view thereof.

1 Claim, 1 Drawing Sheet




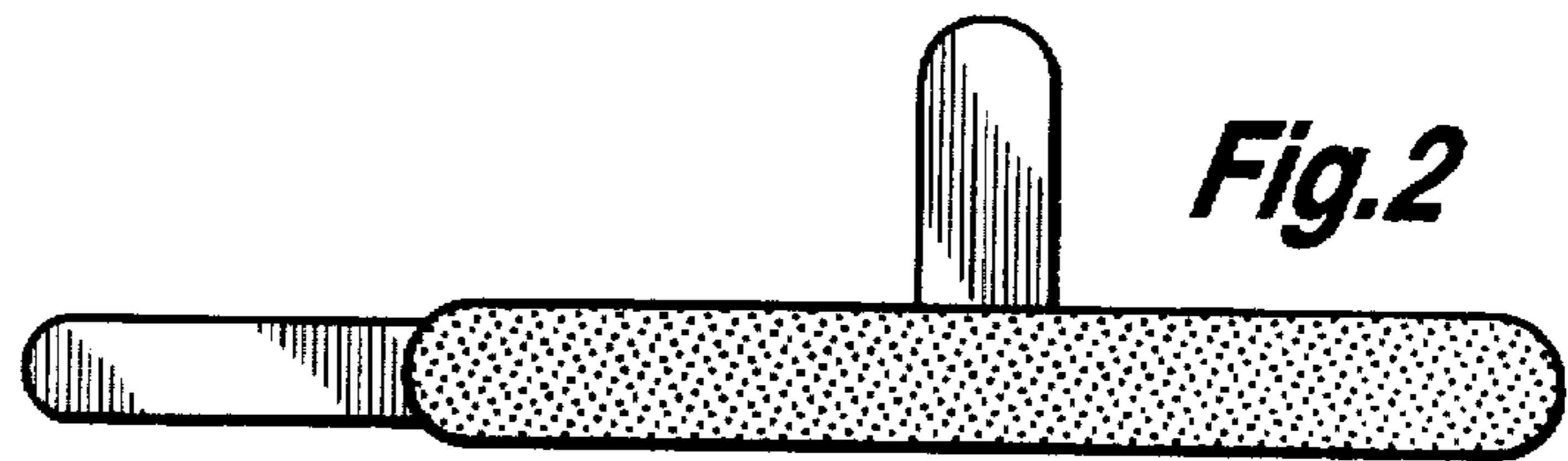
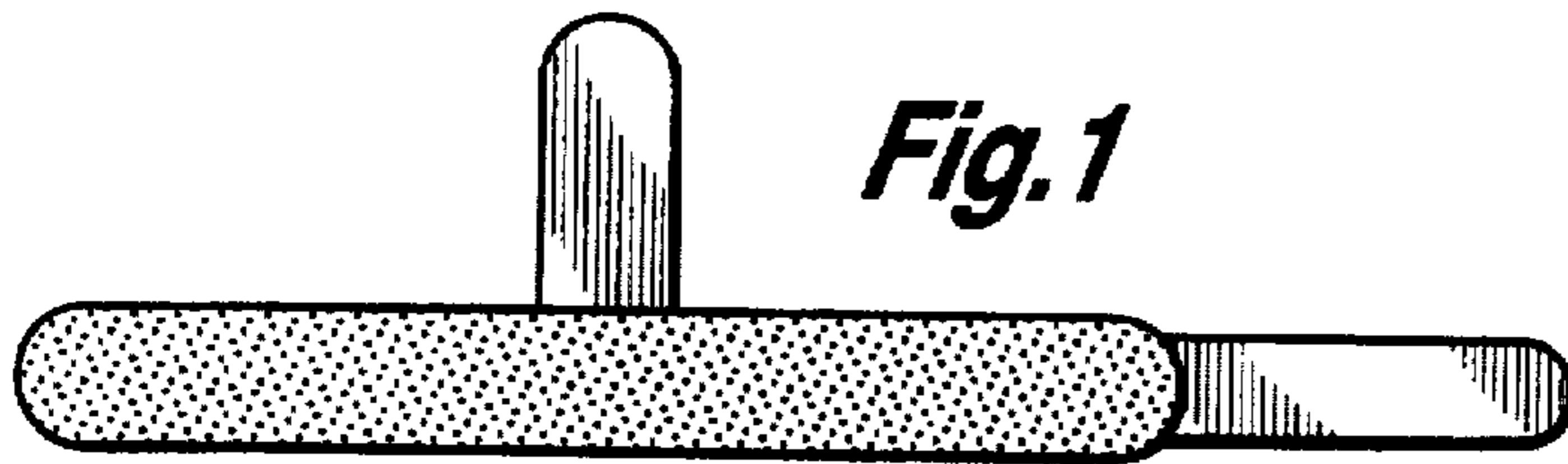


Fig. 3

Fig. 4

Fig. 5




Fig. 6

