



US00D386818S

United States Patent [19]
Boomfield

[11] **Patent Number: Des. 386,818**
[45] **Date of Patent: **Nov. 25, 1997**

[54] **RECEPTACLE FOR A HAIR CURLING IRON**

4,762,979 8/1988 Geoffroi D8/71 X
5,141,189 8/1992 Andrew 248/117.6 X

[76] **Inventor: Cindy Boomfield, 1995 Westview La.,
Round Lake Beach, Ill. 60073**

Primary Examiner—Catherine Tuttle
Attorney, Agent, or Firm—Dougals B. White

[**] **Term: 14 Years**

[57] **CLAIM**

[21] **Appl. No.: 60,547**

The ornamental design for a receptacle for a hair curling iron, as shown and described.

[22] **Filed: Sep. 30, 1996**

DESCRIPTION

[51] **LOC (6) Cl. 28-03**

[52] **U.S. Cl. D28/38**

[58] **Field of Search D28/38, 73; D8/71;
219/242; 248/314, 316.7; 211/70.6, 117.1-117.7**

FIG. 1 is a top view of the receptacle;
FIG. 2 is a left side view of the receptacle, the right side being identical thereto;
FIG. 3 is a front view of the receptacle;
FIG. 4 is a rear view of the receptacle;
FIG. 5 is a bottom view of the receptacle; and,
FIG. 6 is a perspective view of the receptacle as viewed from the right rear.

[56] **References Cited**

U.S. PATENT DOCUMENTS

D. 242,953	1/1977	Bluestein	D28/38
D. 305,944	2/1990	Mellott	D28/38
1,270,304	6/1918	Kuhn	219/242
2,036,169	3/1936	Beleson	219/242

1 Claim, 1 Drawing Sheet




FIG. 1

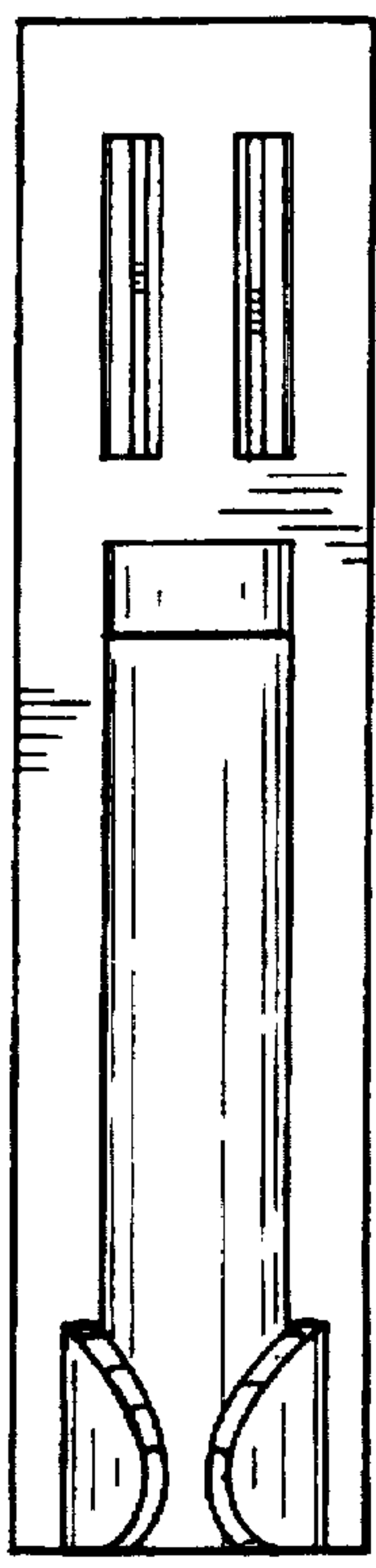


FIG. 2

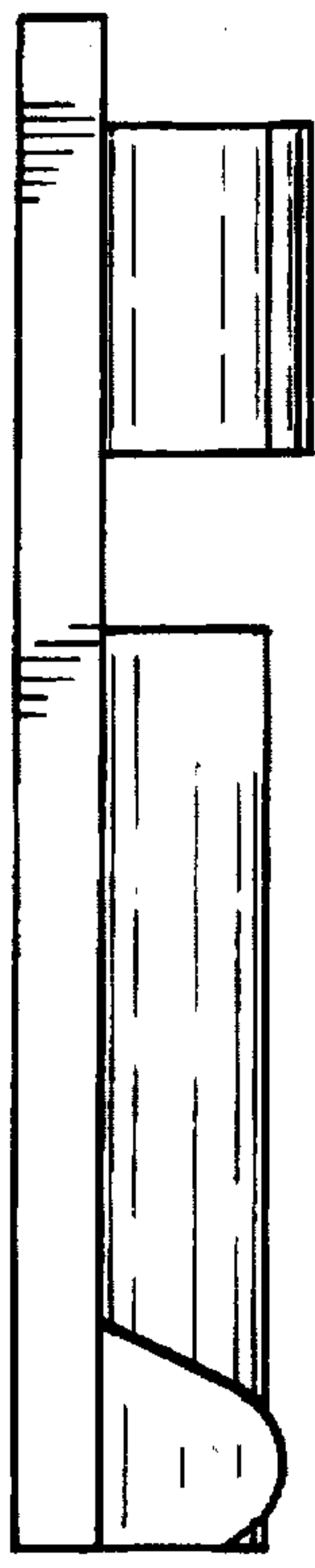


FIG. 3

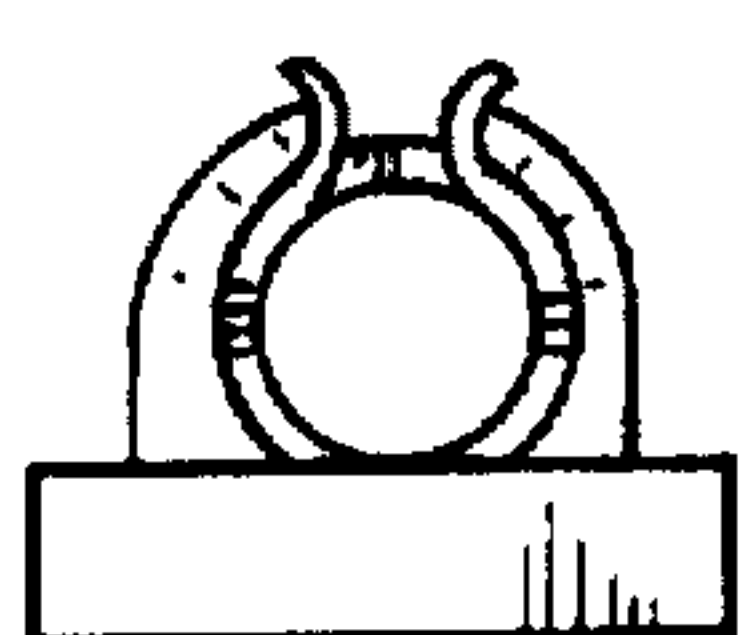
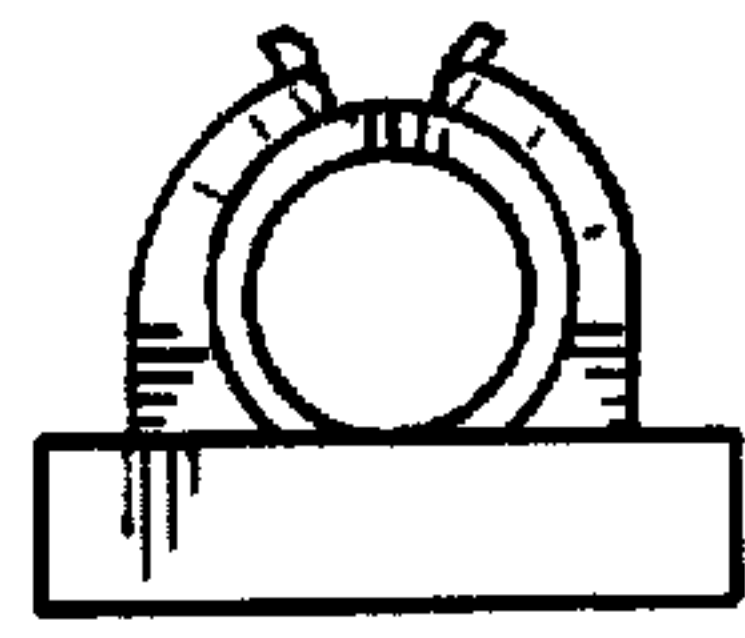


FIG. 4

FIG. 5




FIG. 6

