



US00D386817S

United States Patent [19] Chesney

[11] Patent Number: Des. 386,817

[45] Date of Patent: **Nov. 25, 1997

[54] **PERM ROD HOLDER**

[76] Inventor: **Elizabeth Chesney**, 4765 W. 4985
South, Kerns, Utah 84118

[**] Term: **14 Years**

[21] Appl. No.: **55,634**

[22] Filed: **Jun. 10, 1996**

[51] LOC (6) Cl. **28-03**

[52] U.S. Cl. **D28/38; D28/73**

[58] Field of Search D28/73-75, 38;
D8/71, 373, 354; D6/416, 449, 462, 466,
467, 512, 524, 526, 527, 528, 534, 541,
552; 211/13, 39, 60.1, 69.9, 70.1, 70.6;
206/372; D7/641; D19/85; D24/227, 229;
219/242; 248/176.1, 176.2, 37.3, 117.1,
117.2

[56] **References Cited**

U.S. PATENT DOCUMENTS

- D. 119,969 4/1940 Teetor D6/467
- D. 293,609 1/1988 Risha D28/73 X
- D. 300,266 3/1989 Lane D28/73 X

- D. 358,068 5/1995 Wilson D6/467
- D. 377,310 1/1997 Crump, Jr. D8/373
- 1,146,893 7/1915 Mendelsohn 211/39
- 2,903,138 9/1959 Brown 211/60.1
- 4,787,582 11/1988 Geleziunas 248/37.3

Primary Examiner—Ted Shooman
Assistant Examiner—C. Tuttle
Attorney, Agent, or Firm—Thorpe North & Western, LLP

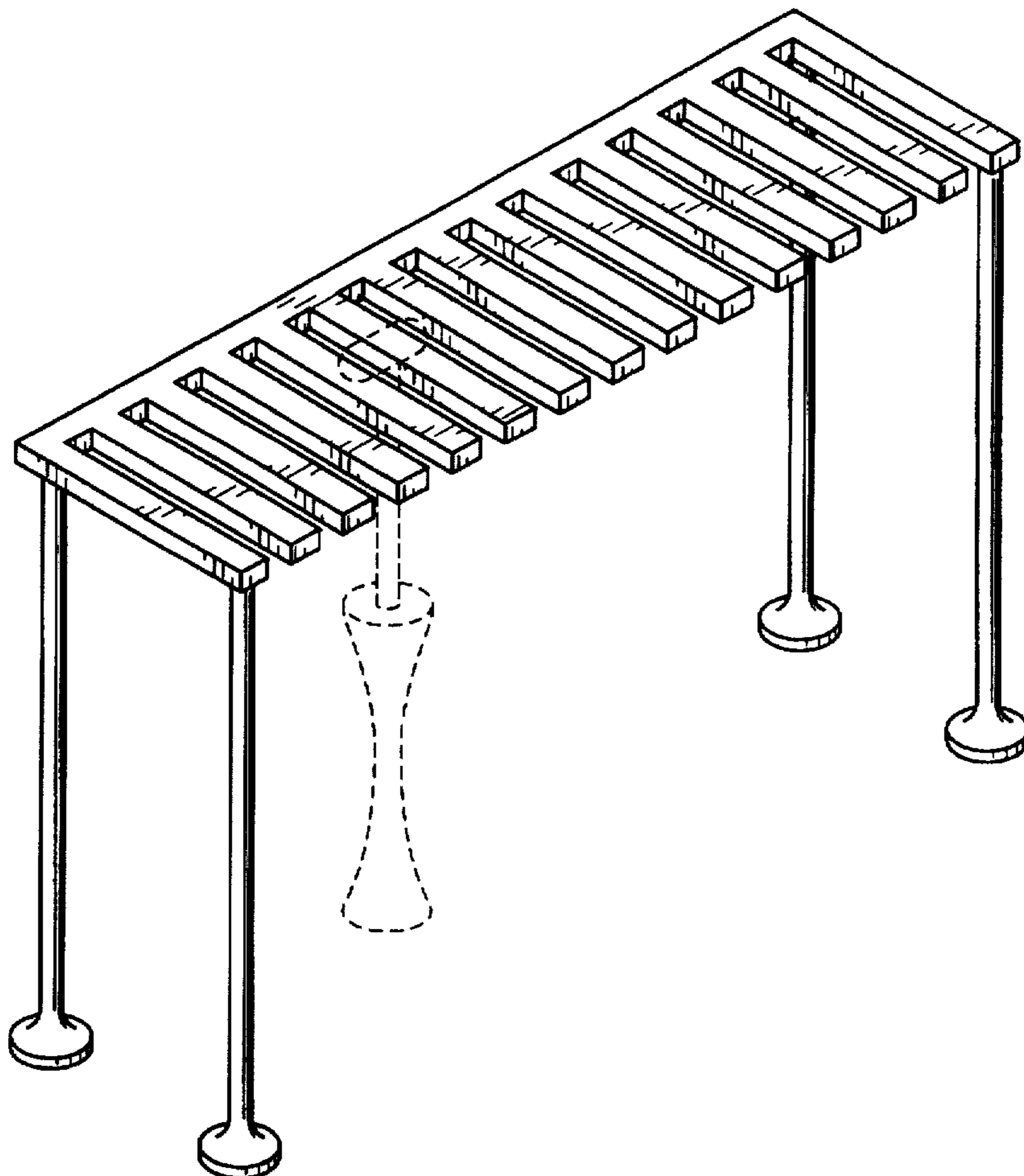
[57] **CLAIM**

The ornamental design for a perm rod holder, as shown and described.

DESCRIPTION

FIG. 1 is a perspective view of the perm rod holder showing my new design;
FIG. 2 is a side view thereof the side opposite appearing the same;
FIG. 3 is a front end view thereof;
FIG. 4 is a back end view thereof;
FIG. 5 is a top view thereof; and,
FIG. 6 is a bottom view thereof.
The broken line showing of the perm rod is for illustrative purposes only and forms no part of the claimed design.

1 Claim, 3 Drawing Sheets



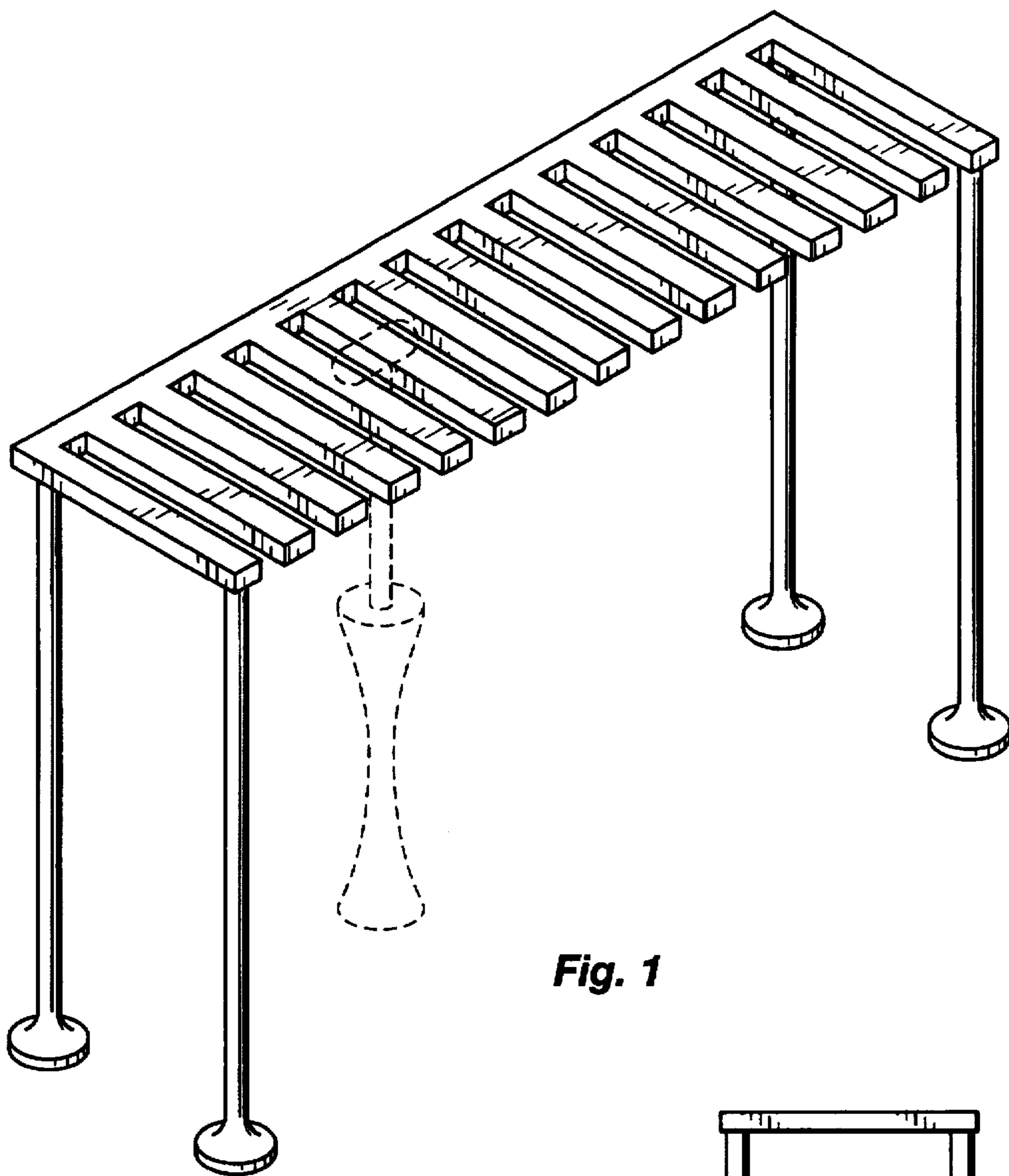


Fig. 1

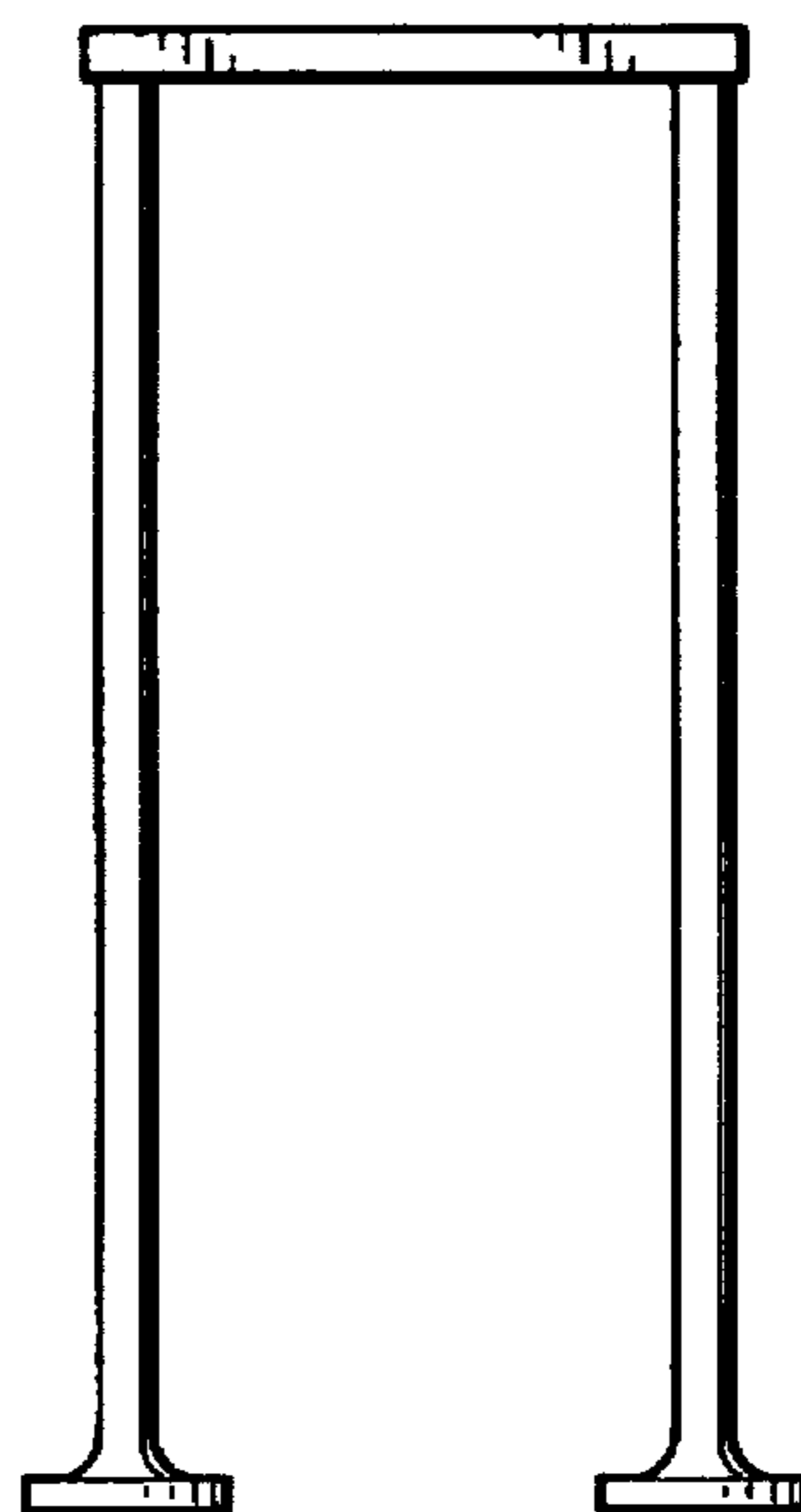


Fig. 2



Fig. 3




Fig. 4

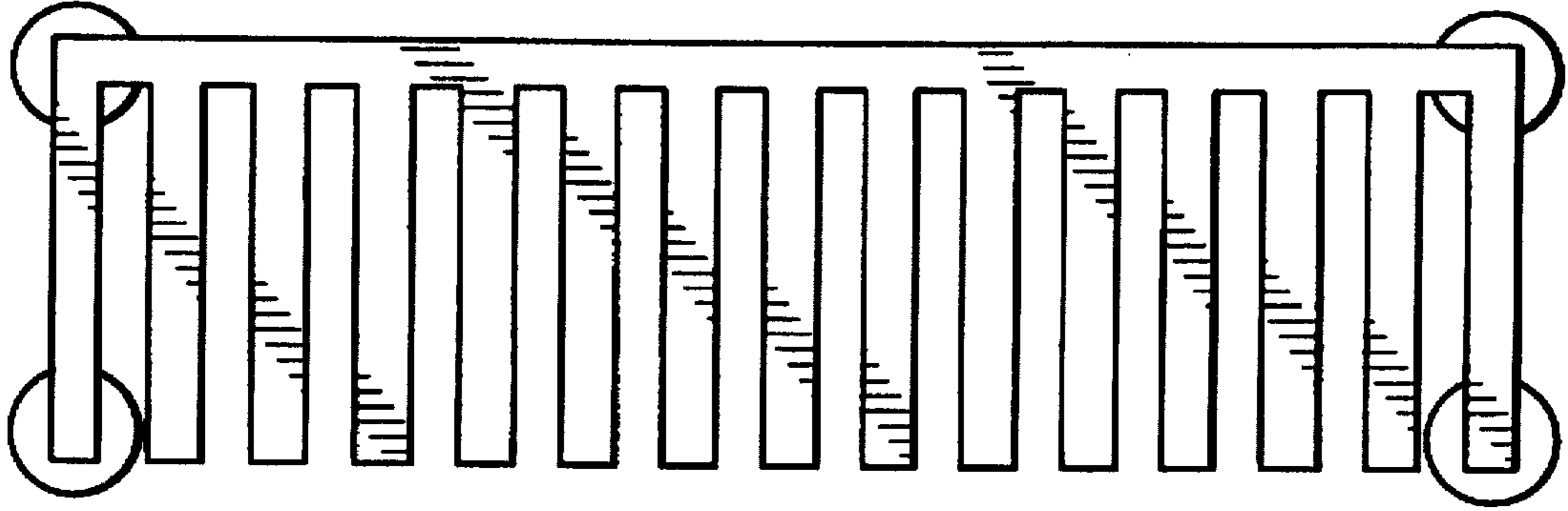


Fig. 5

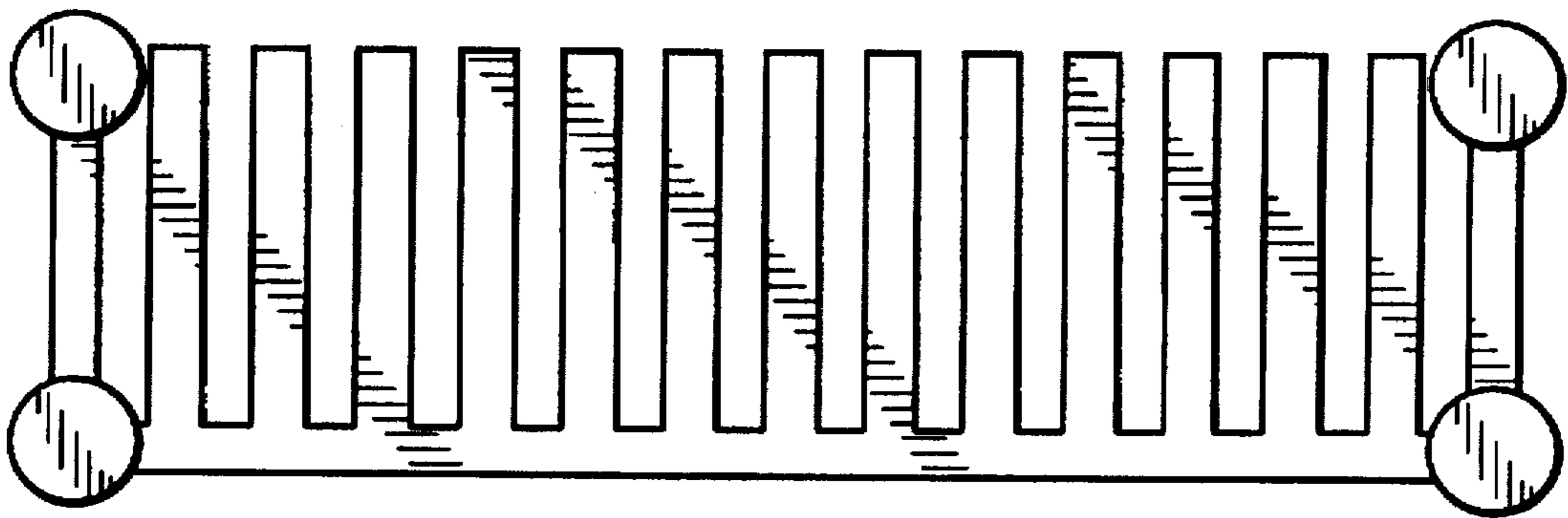


Fig. 6