



US00D386805S

United States Patent [19]

Bonnette et al.

[11] Patent Number: **Des. 386,805**

[45] Date of Patent: ****Nov. 25, 1997**

[54] **RECESSED SWIVEL LIGHT**

[75] Inventors: **Mark E. Bonnette; Rodger W. Eich,** both of Holland; **Andrew C. Bartlett,** Saugatuck, all of Mich.

[73] Assignee: **Ramco Industries, Inc.,** Elkhart, Ind.

[**] Term: **14 Years**

[21] Appl. No.: **58,864**

[22] Filed: **Aug. 26, 1996**

[51] LOC (6) Cl. **26-05**

[52] U.S. Cl. **D26/74; D26/61**

[58] Field of Search **D26/61, 63, 65, D26/74, 118; 362/147, 269, 275, 287, 404-408, 364, 365**

[56] **References Cited**

U.S. PATENT DOCUMENTS

- D. 107,878 1/1938 Levy D26/74
- D. 160,640 10/1950 Mageoch D26/74
- D. 264,007 4/1982 Heritage D26/63 X

OTHER PUBLICATIONS

Product catalog from Guest Reading Lights (2 pages) published prior to Aug. 26, 1996.

Product catalog from Hella Lamps (4 pages) published prior to Aug. 26, 1996.

Product catalog from Aqua Signal (3 pages) published prior to Aug. 26, 1996.

Capri Low Voltage Lighting Catalog, p. 5, adjustable recessed eyeball light #LV408, Group 2900—Ceiling lamp box 1981.

Primary Examiner—Susan J. Lucas

Attorney, Agent, or Firm—Price, Heneveld, Cooper, DeWitt & Litton

[57] **CLAIM**

The ornamental design for recessed swivel light, as shown and described.


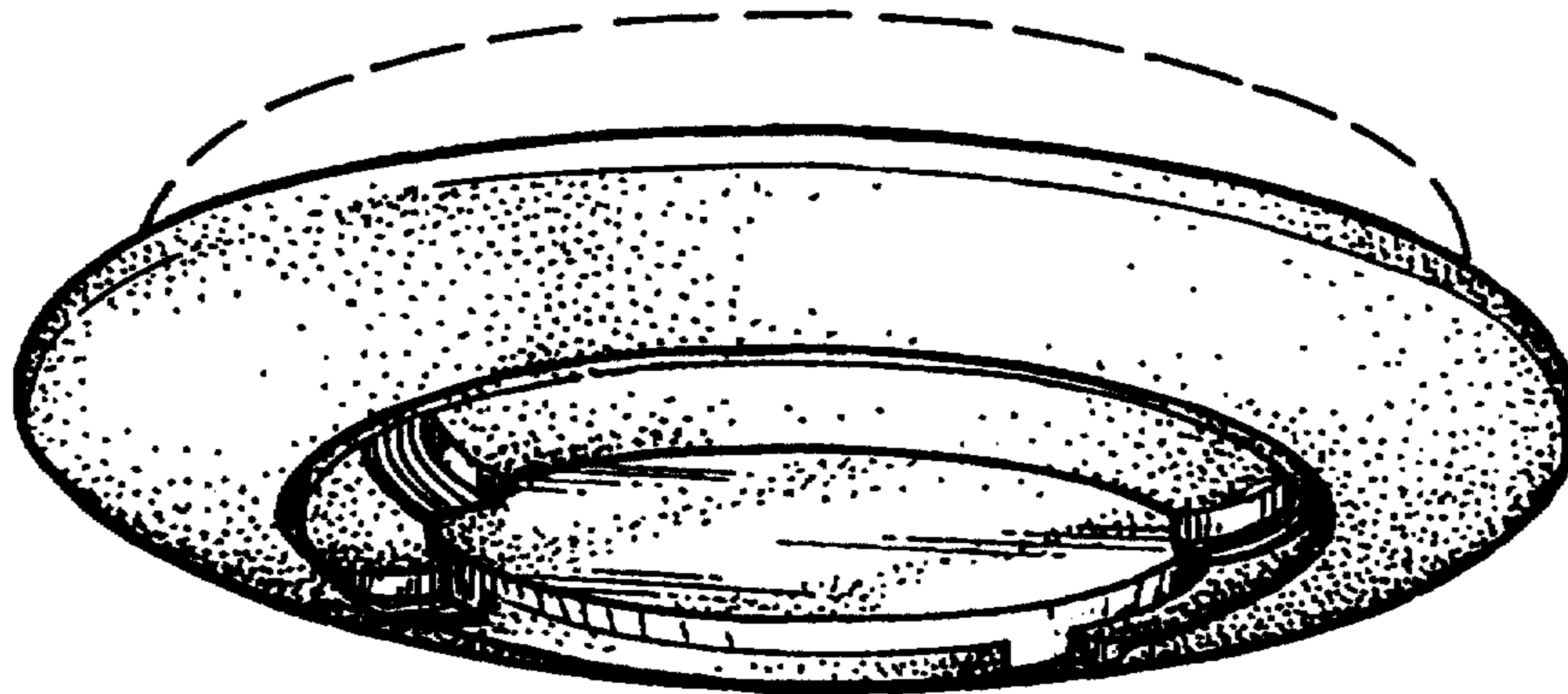
DESCRIPTION

FIG. 1 is a perspective view of a recessed swivel light, showing our new design, with the broken-line showing of a reflector housing being for illustrative purposes only and forming no part of the claimed design;

FIG. 2 is a bottom plan view, the top plan view forming no part of the claimed design; and,

FIG. 3 is a left side elevational view, the right, front, and rear elevational views being identical.

1 Claim, 1 Drawing Sheet



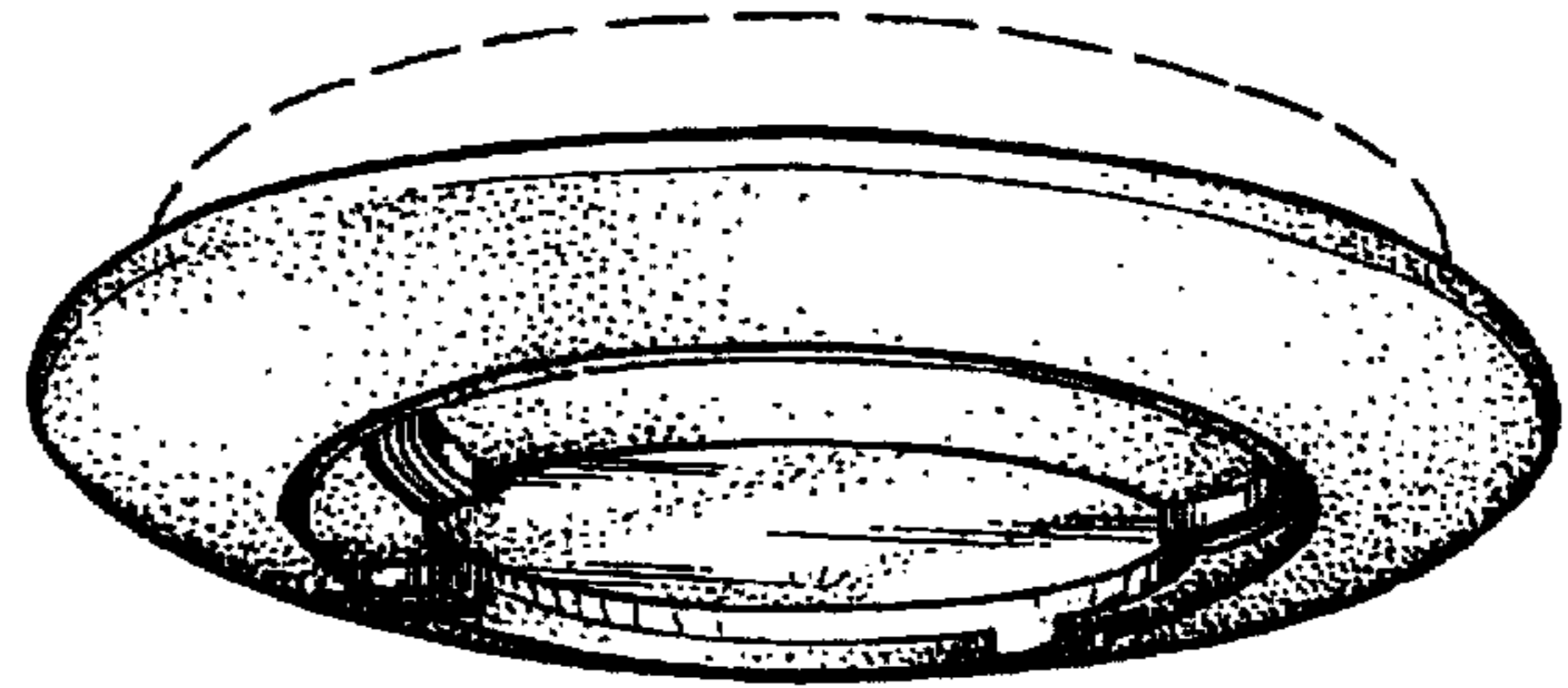


Fig. 1

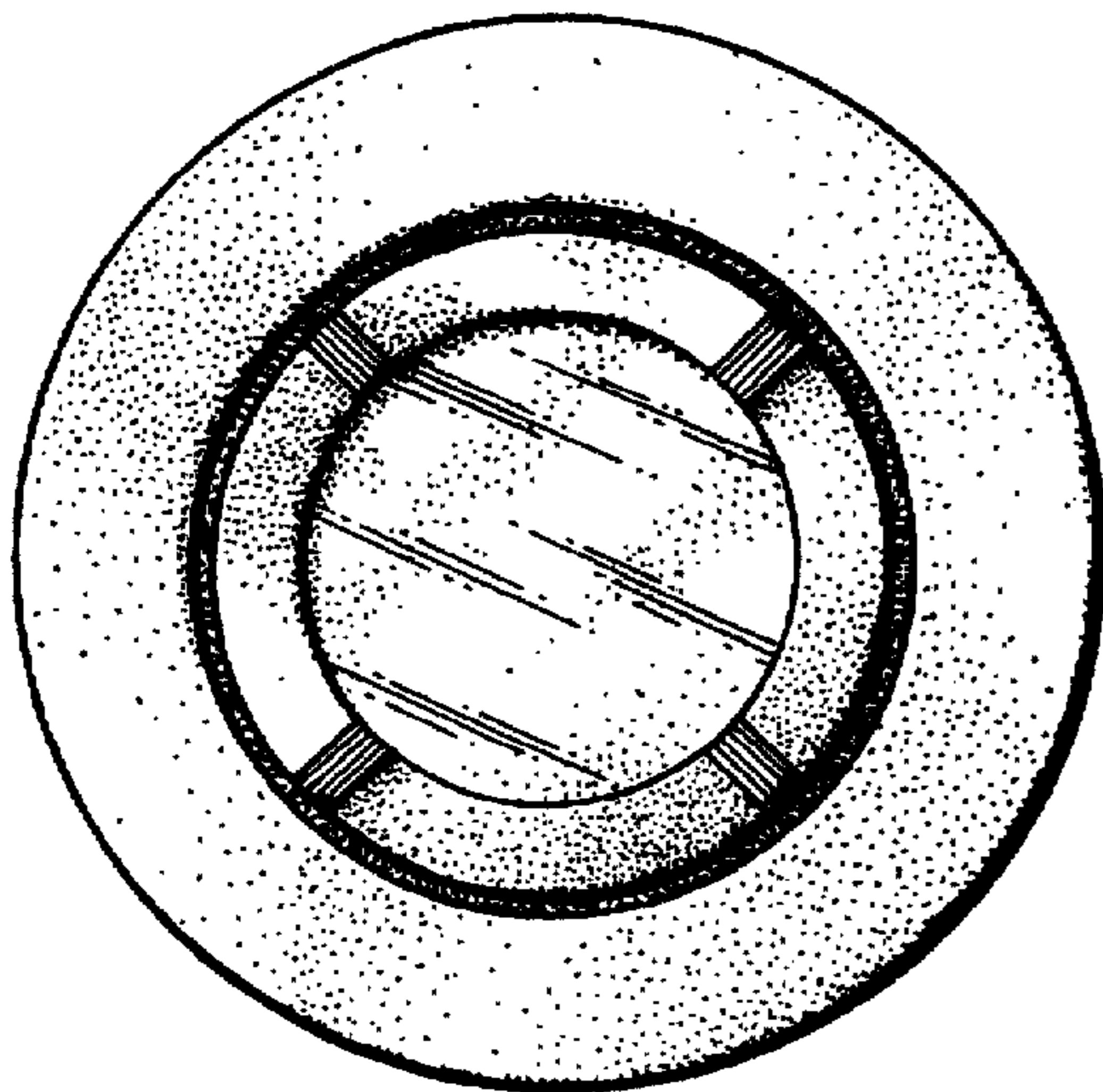


Fig. 2



Fig. 3