



US00D386804S

United States Patent [19]
Engel

[11] **Patent Number:** **Des. 386,804**
[45] **Date of Patent:** ****Nov. 25, 1997**

[54] **LIGHT FIXTURE**

[75] **Inventor:** **Hartmut S. Engel**, Ludwigsburg,
Germany

[73] **Assignee:** **Luederlitz Licht GmbH**, Luebbecke,
Germany

[**] **Term:** **14 Years**

[21] **Appl. No.:** **44,942**

[22] **Filed:** **Oct. 3, 1995**

[30] **Foreign Application Priority Data**

Apr. 3, 1995 [DE] Germany M 95 03 090.5

[51] **LOC (6) Cl.** **26-05**

[52] **U.S. Cl.** **D26/74; D26/63; D26/72**

[58] **Field of Search** **D26/72, 75-79,**
D26/74, 61, 63, 65; 362/147, 217, 220,
224, 225, 235, 236, 239, 269, 275, 287,
418, 419, 427

[56] **References Cited**

U.S. PATENT DOCUMENTS

D. 360,270 7/1995 Shemitz D26/63
2,649,535 8/1953 Feder 362/275

4,519,019 5/1985 Hall 362/364 X
4,760,507 7/1988 Lasker et al. 362/275 X
4,796,169 1/1989 Shemitz 362/287 X

Primary Examiner—Susan J. Lucas
Attorney, Agent, or Firm—Townsend and Townsend and
Crew LLP

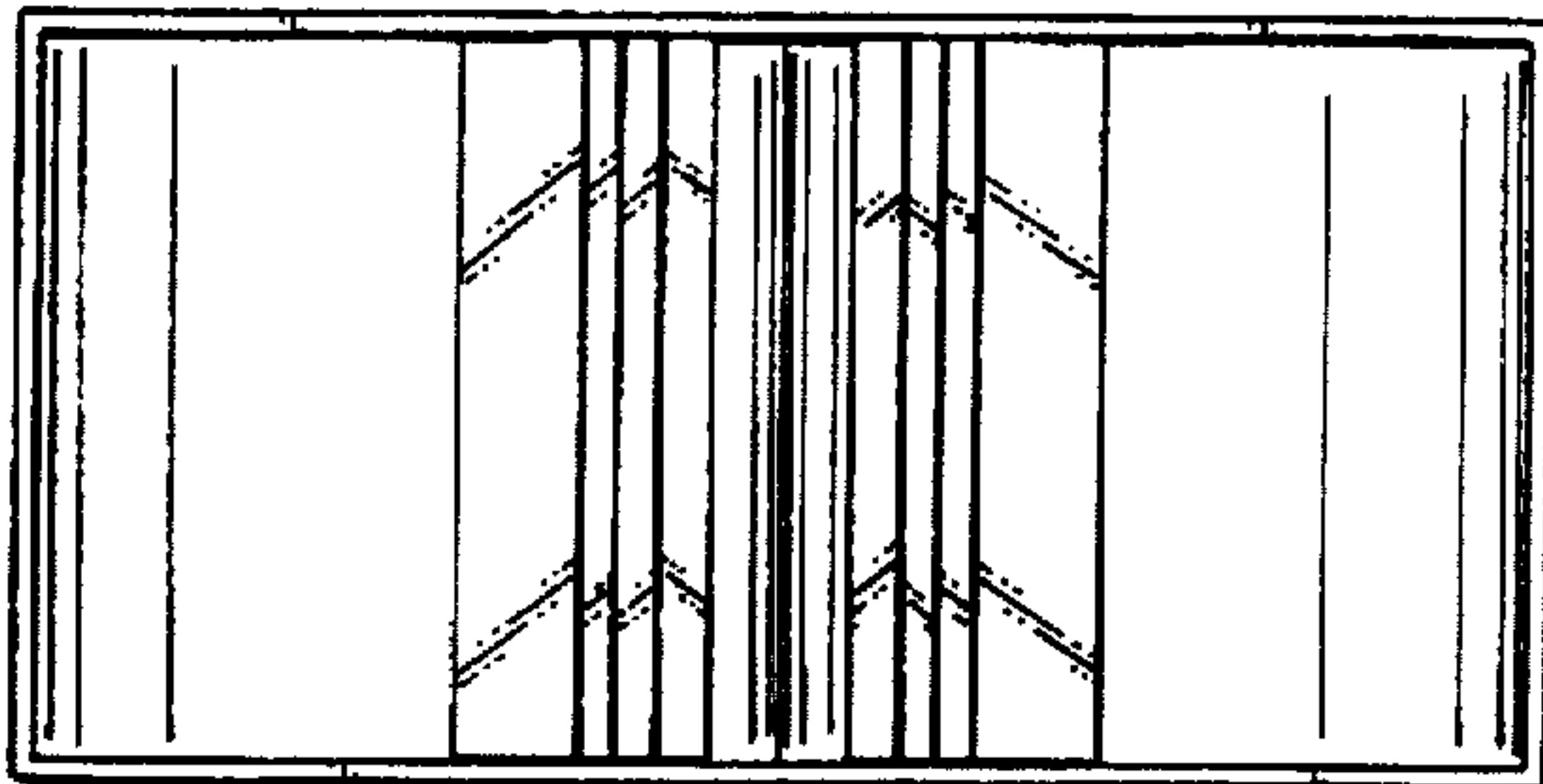
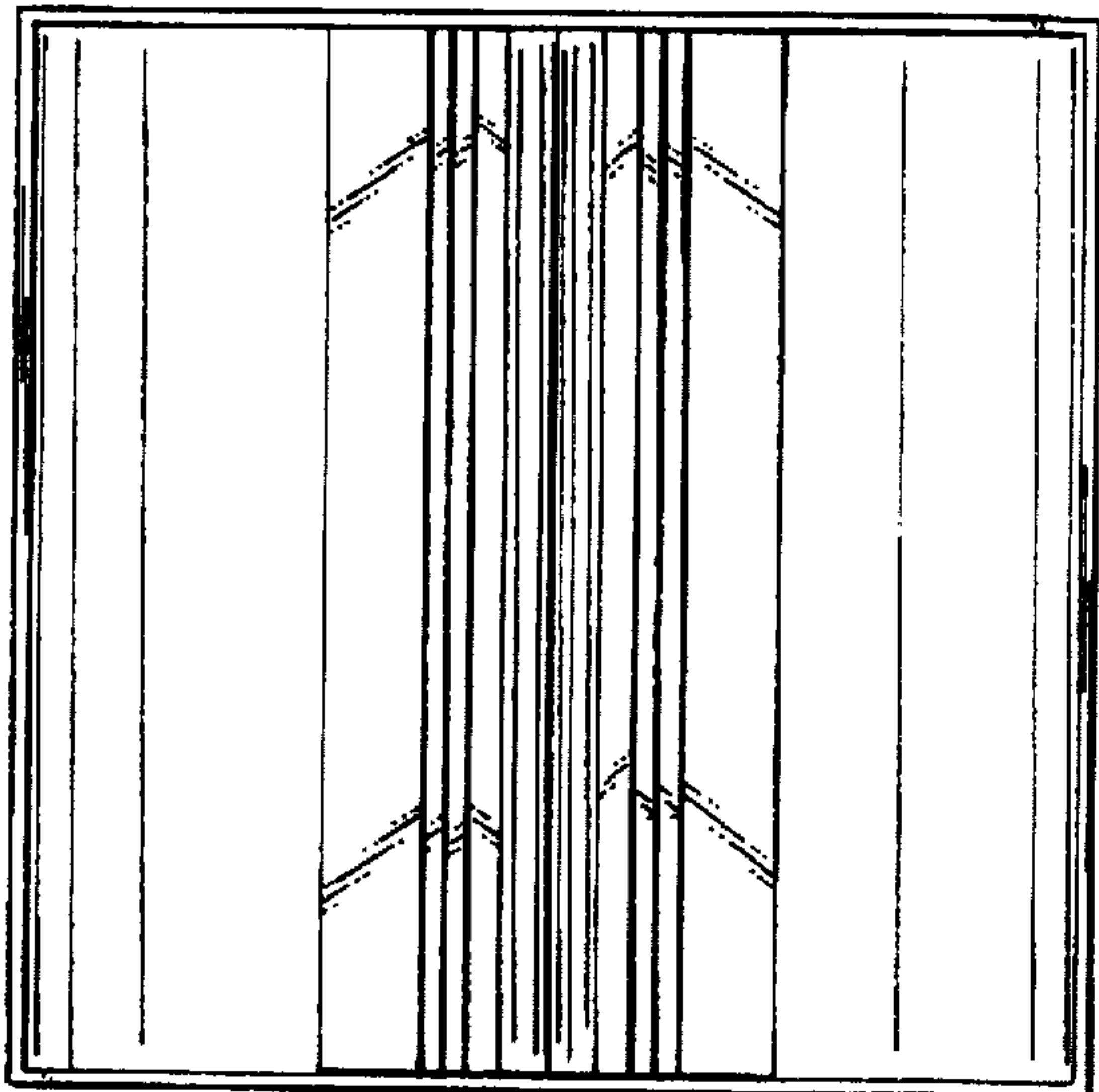
[57] **CLAIM**

The ornamental design for a light fixture, as shown and
described.

DESCRIPTION

FIG. 1 is a top plan view showing an embodiment of my new
light fixture design;
FIG. 2 is a front elevational view thereof, the rear elevational
view being a mirror image;
FIG. 3 is a right side elevational view thereof, the left side
elevational view being a mirror image;
FIG. 4 is a bottom plan view thereof;
FIG. 5 is a bottom plan view of a second embodiment of the
light fixture design; and,
FIG. 6 is a cross-sectional view of the second embodiment.
It is understood that the second embodiment differs from the
first embodiment as disclosed in FIGS. 1 through 4 only in
its proportions.

1 Claim, 1 Drawing Sheet






FIG. 1.



FIG. 2.



FIG. 3.

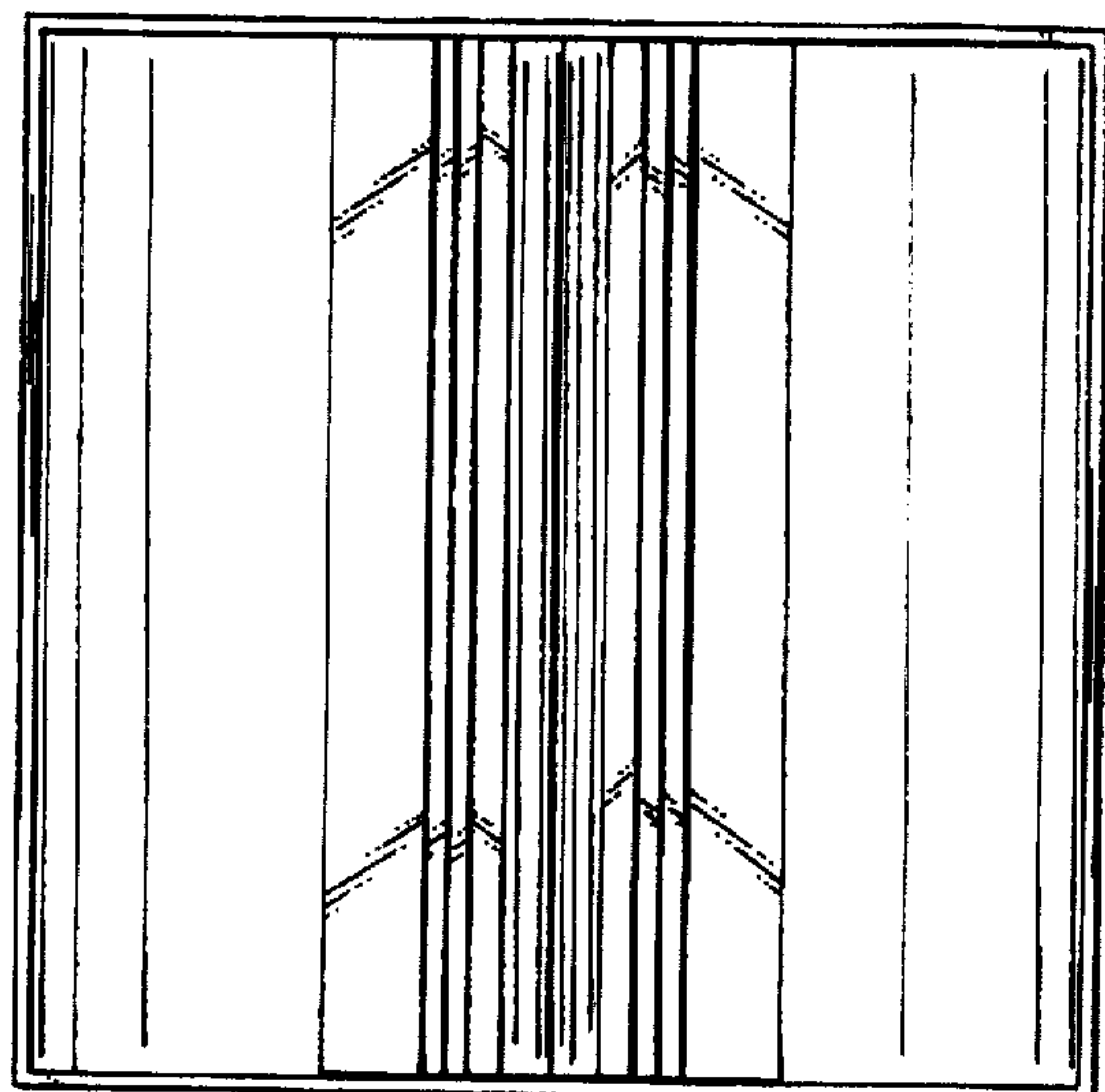


FIG. 4.

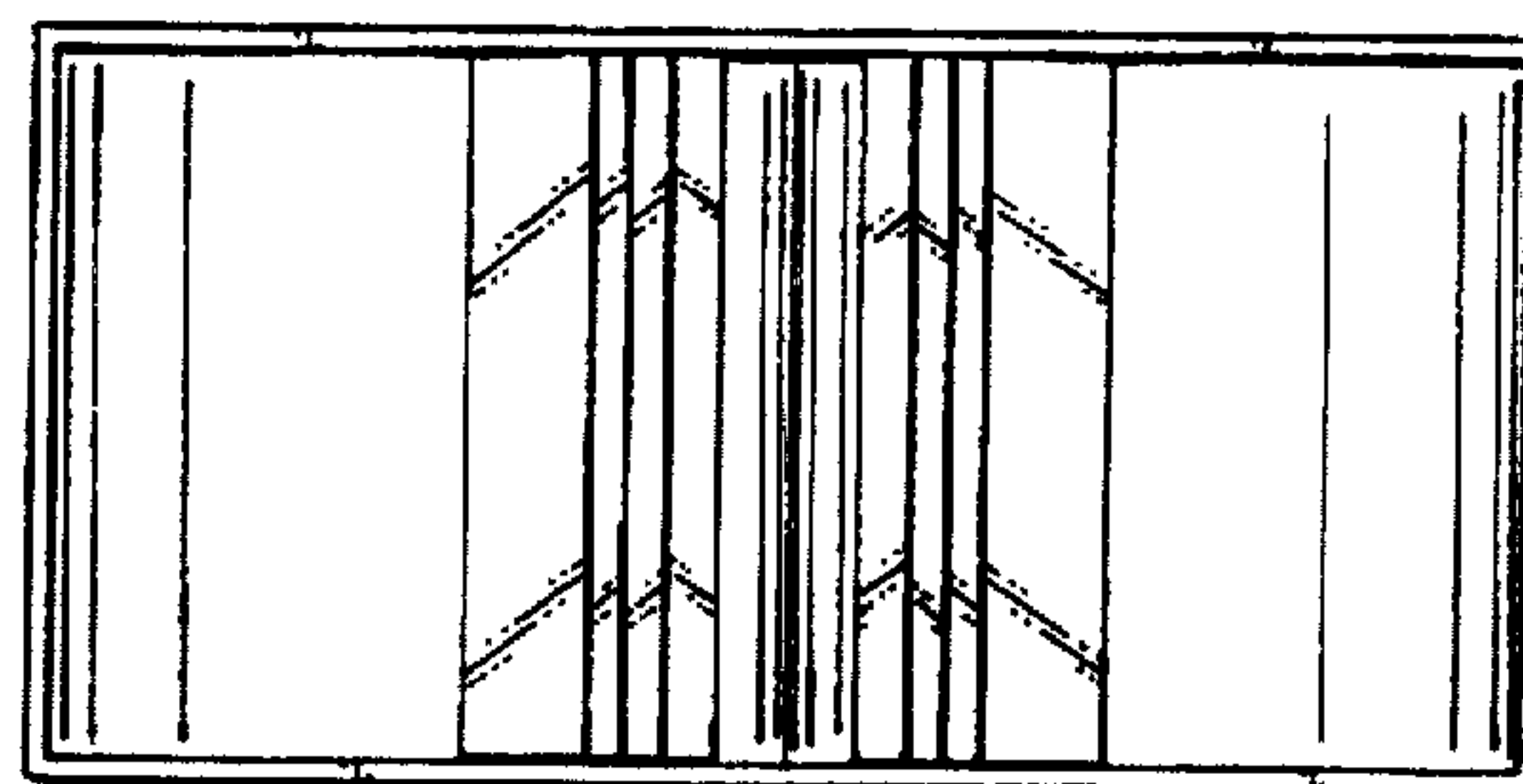


FIG. 5.



FIG. 6.