



US00D386795S

United States Patent [19]
Yiu

[11] **Patent Number: Des. 386,795**

[45] **Date of Patent: **Nov. 25, 1997**

[54] **DART BOARD FOR USE ON A TABLE**

[76] **Inventor: Chih-Hao Yiu, 7F-1, No. 30, Lin Sen Road, Taichung, Taiwan**

[**] **Term: 14 Years**

[21] **Appl. No.: 57,976**

[22] **Filed: Aug. 5, 1996**

[51] **LOC (6) Cl. 21-01**

[52] **U.S. Cl. D21/6**

[58] **Field of Search D21/5, 6, 14-36;
273/236-285, 348, 408**

[56] **References Cited**

U.S. PATENT DOCUMENTS

D. 365,601	12/1995	Wu	D21/6
4,057,251	11/1977	Jones et al.	273/408
5,531,451	7/1996	Yiu	D21/6
5,540,445	7/1996	Lee	D21/6

*Primary Examiner—Sandra L. Morris
Attorney, Agent, or Firm—Charles E. Baxley, Esq.*


[57] **CLAIM**

The ornamental design for a dart board for use on a table, as shown and described.

DESCRIPTION

FIG. 1 is a front elevational view of a dart board for use on a table showing my new design;
FIG. 2 is a rear elevational view thereof;
FIG. 3 is a top plan view thereof;
FIG. 4 is a bottom plan view thereof;
FIG. 5 is a left side elevational view thereof;
FIG. 6 is a right side elevational view thereof;
FIG. 7 is a perspective view thereof; and,
FIG. 8 is a rear perspective view thereof, showing the design in use, the broken line showing of the stand is for illustrative purposes only, and forms no part of the claimed design.

1 Claim, 8 Drawing Sheets






FIG. 1

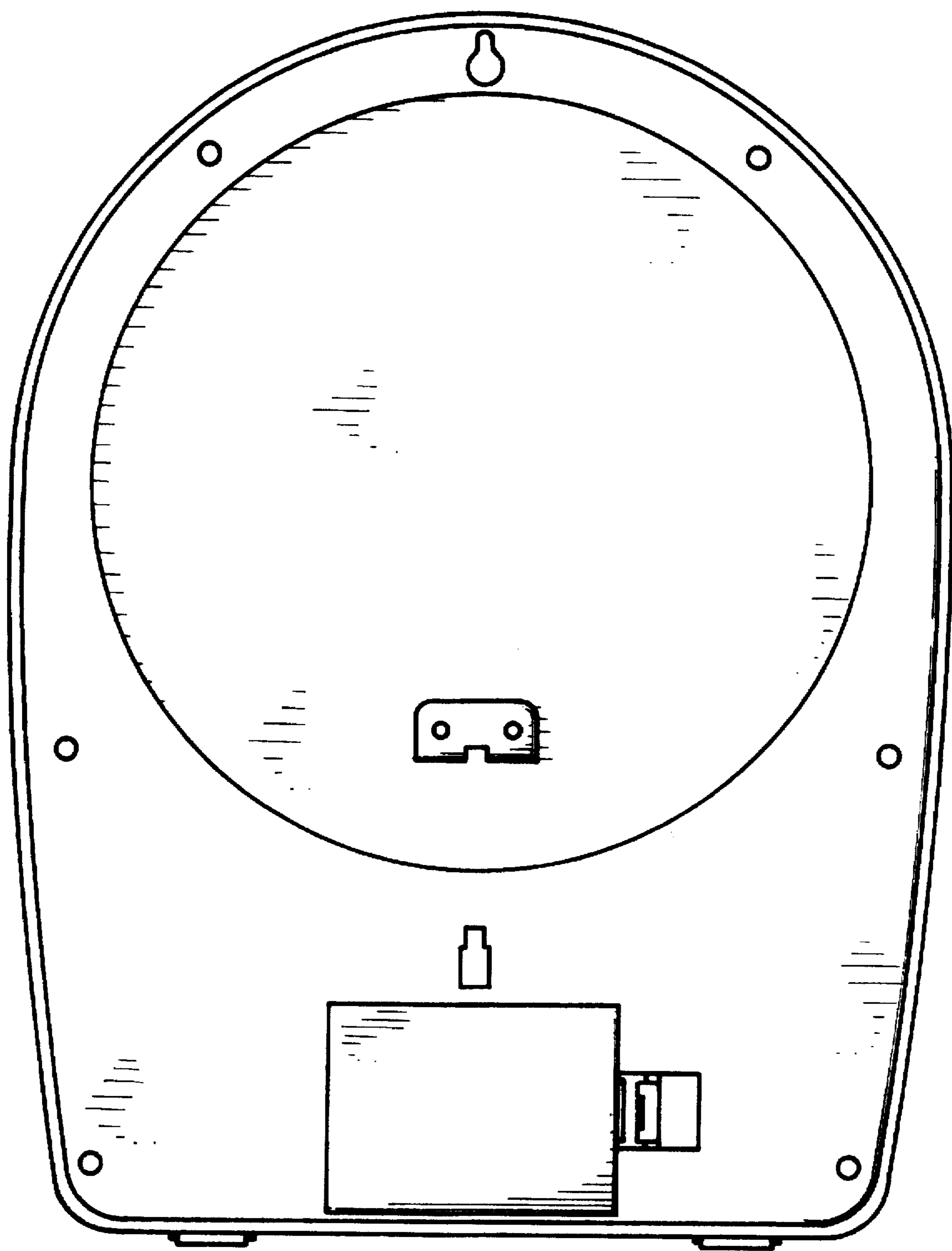


FIG. 2



FIG. 3




FIG. 4

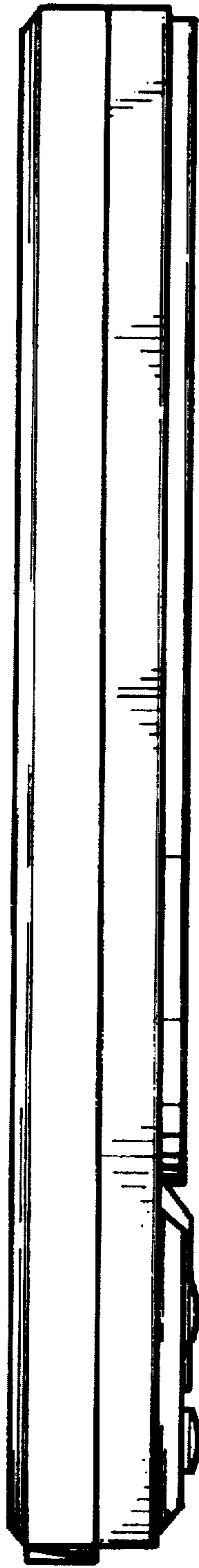


FIG. 5

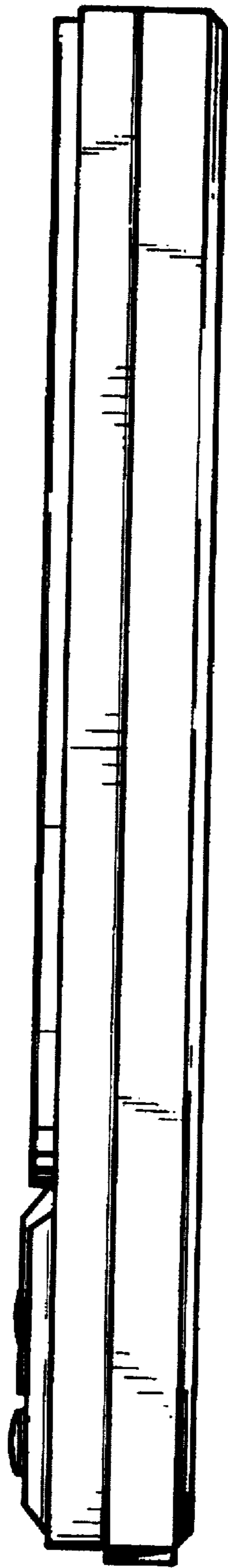


FIG. 6

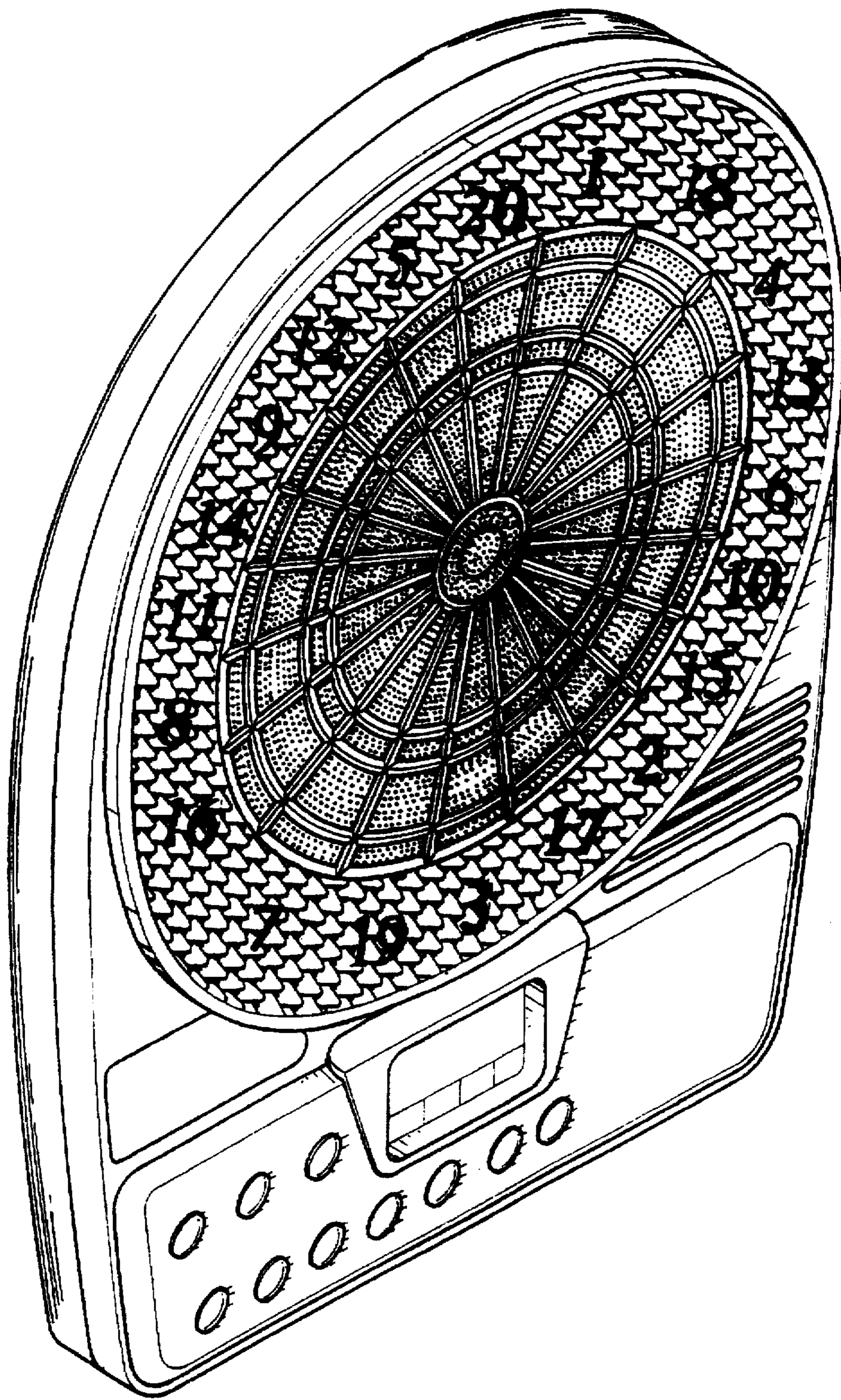


FIG. 7

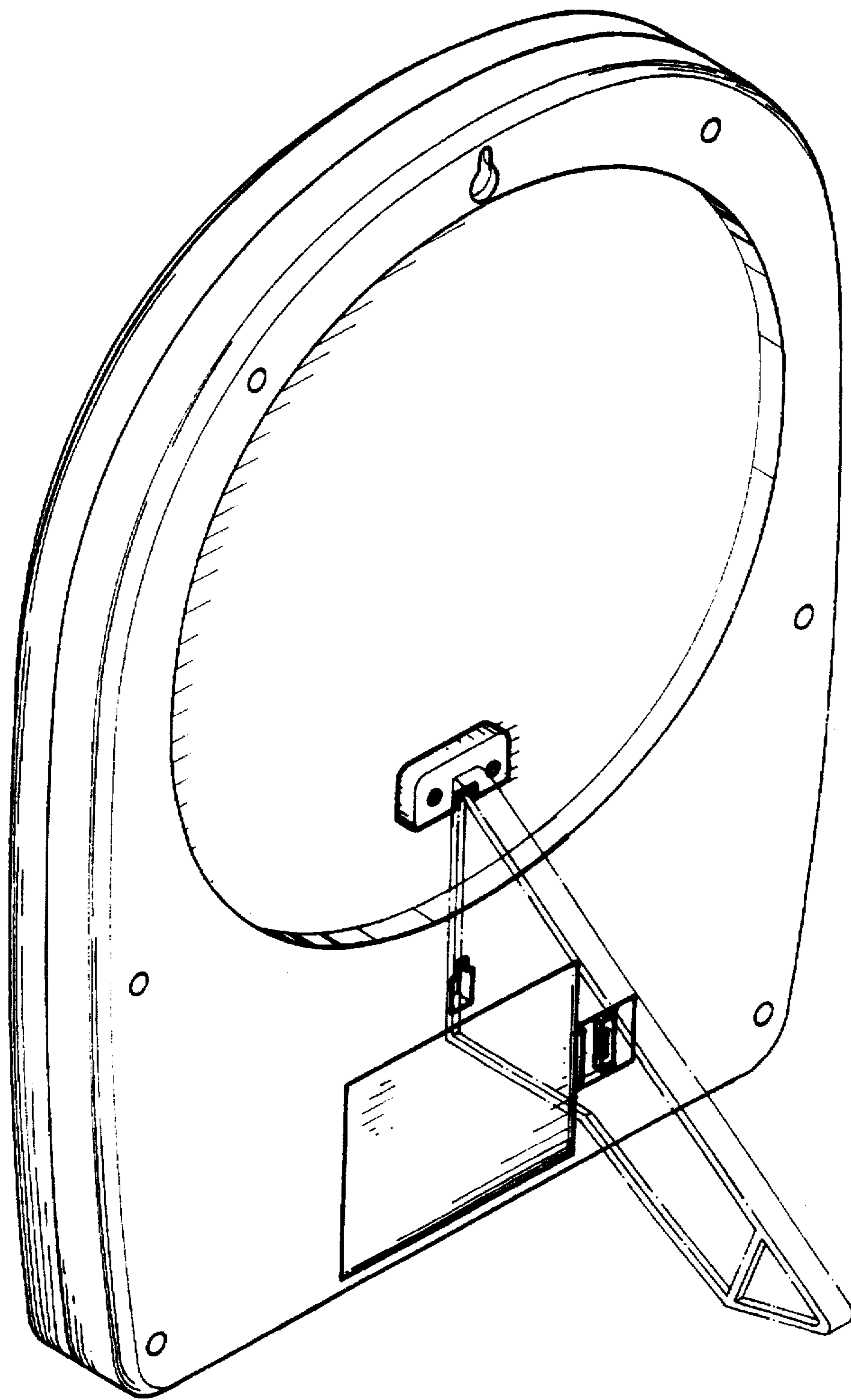


FIG. 8