



US00D386779S

United States Patent [19]

Burgos

[11] Patent Number: **Des. 386,779**

[45] Date of Patent: ****Nov. 25, 1997**

[54] **PADDLE TAMBOURINE**

[76] Inventor: **Ruben Burgos**, 13908 Matanzas Dr., Fort Meyers, Fla. 33905

[**] Term: **14 Years**

[21] Appl. No.: **56,079**

[22] Filed: **Jun. 21, 1996**

D. 254,976	5/1980	Valente	D17/22
3,566,737	3/1971	Gussak	84/418
4,269,105	5/1981	Salmon	84/418

Primary Examiner—Philip S. Hyder
Assistant Examiner—Adir Aronovich
Attorney, Agent, or Firm—Allen, Dyer, Doppelt, Milbrath & Gilchrist, P.A.

Related U.S. Application Data

[62] Division of Ser. No. 33,068, Jan. 4, 1995, Pat. No. Des. 371,156.

[51] **LOC (6) Cl.** **17-04**

[52] **U.S. Cl.** **D17/22; 84/418**

[58] **Field of Search** **D17/22, 99; D21/64; 84/402-404, 418**

[56] References Cited

U.S. PATENT DOCUMENTS

D. 211,964	8/1968	Valente	D17/22
D. 220,002	2/1971	Parker	D17/22

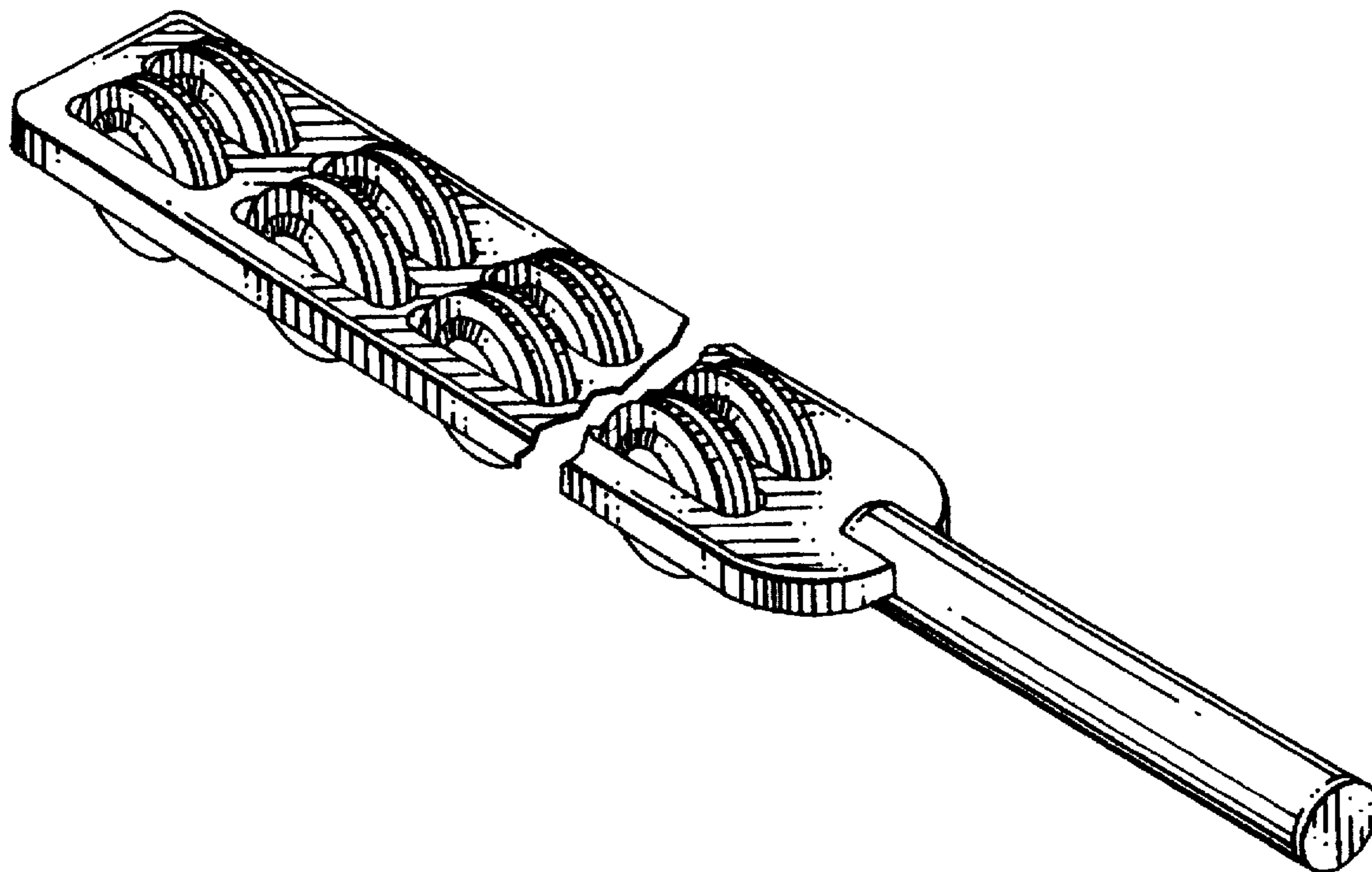
[57] CLAIM

The ornamental design for a paddle tambourine, as shown and described.

DESCRIPTION

FIG. 1 is a top, right, fragmented perspective of a paddle tambourine showing my new design; FIG. 2 is a right side elevation view thereof; FIG. 3 is a left side elevation view thereof; and, FIG. 4 is a fragmented top view thereof, the bottom view being a mirror image. The jingles in FIGS. 1 and 4 are broken away to show an indeterminate length and are uniformly extended throughout the entire length of the tambourine.

1 Claim, 1 Drawing Sheet



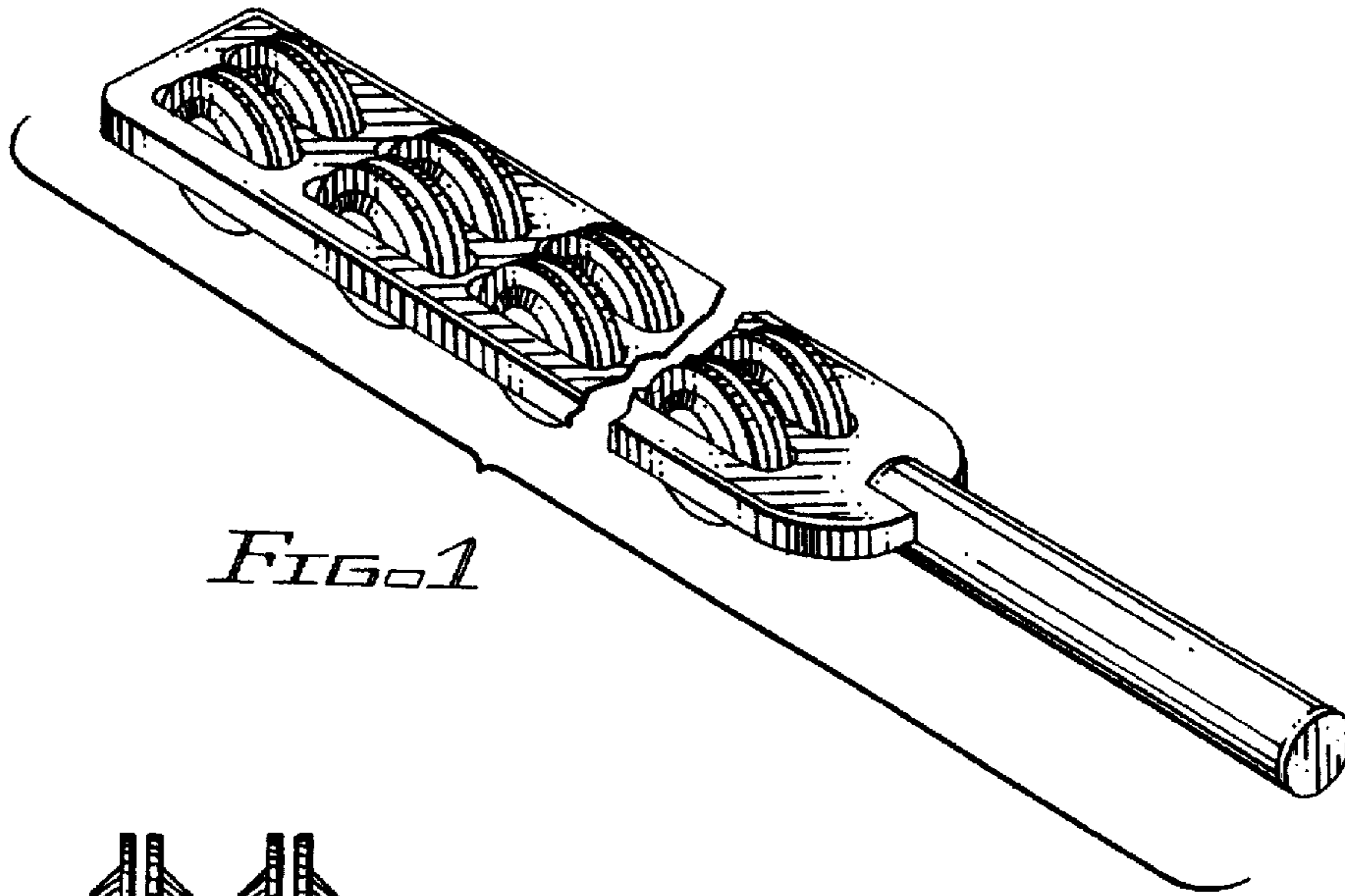


FIG. 1




FIG. 2

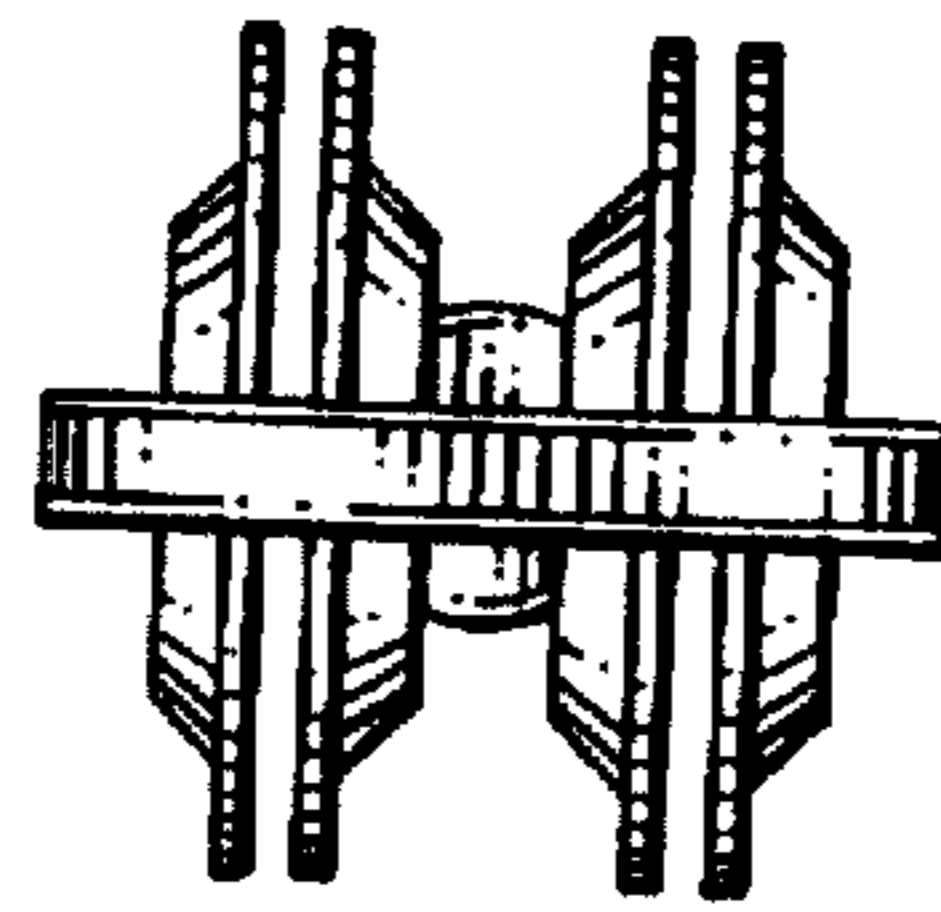


FIG. 3

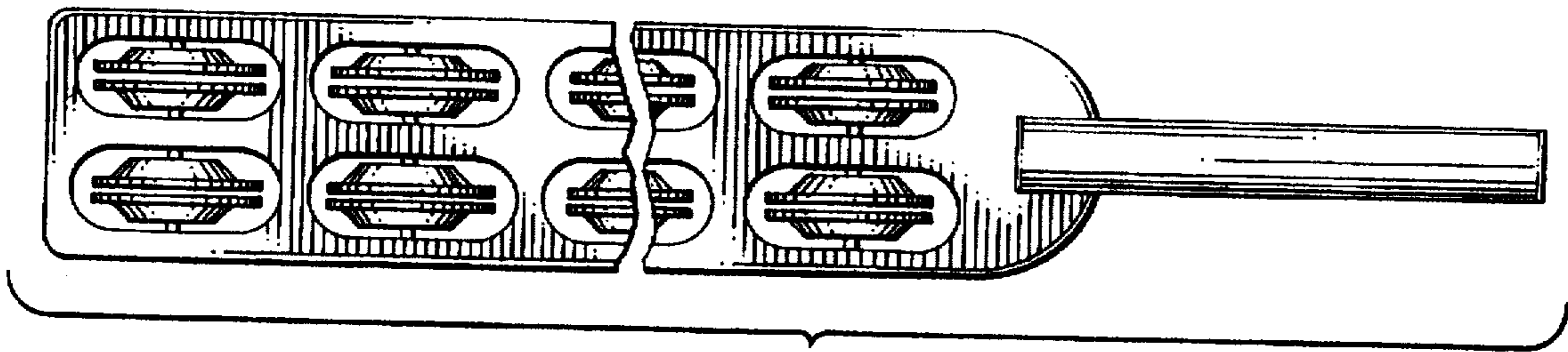


FIG. 4